



**FIRE RESISTANT
HIGH PARTITION WALLS**



Table of contents

Who are we?	4
Plasterboard manufacturing process	10
Types of Siniat plasterboard wall systems	12
Performance characteristics of plasterboard wall systems	14
Products part of wall systems	16
Essential fire safety concepts	20
Guide for selecting top track profiles	26
Examples with details for connecting the top of walls with a single row of profiles (type D)	30
Examples with details for connecting the top of walls with two rows of profiles (type S)	32
Examples with details for connecting the top of walls with two rows of profiles (SL type)	34
Guide for creating doorways	36
Guide for creating doorways / openings for windows, showcases in walls	44
Guide for creating preframes for utility passages through walls	48
Guide for extending CW and UA stud profiles	50
Guide for selecting screws for plasterboard wall systems	54
Treatment of joints and finishing of plasterboard surfaces	56
Type D walls	61
Type S walls	93
High-height SL walls	113
SL type walls for installations	133
PROMAT fire passive solutions	144
Contact	146
General considerations	147



Who are we?

Since our beginnings in 1905, Etex has been a pioneer in becoming a global leader in lightweight construction solutions. Founded and still headquartered in Brussels, Belgium, Etex has rapidly expanded across Europe and globally. Continuous innovation and research in the fields of fire protection, plasterboard technology, fiber cement, and plasters, as well as modular construction and engineering, have enabled Etex to contribute to transforming the construction industry, with a focus on inspiring ways of living.



What we do

We enhance the quality of life for our customers with increasingly efficient lightweight construction solutions.



What motivates us

Creating value for our employees, customers, local communities, partners, and shareholders.

Our main brands



The path to sustainability 2030

"The Road to Sustainability 2030" at Etex is our plan to contribute to building a better and sustainable future. We work towards this vision by caring for society and the environmental impact, developing innovative solutions for the construction industry.

Together, we are on an exciting journey towards improving sustainability in both the short and long term.

Find out more at www.etexgroup.com.



We are building a better and more sustainable world

What does sustainability mean for Etex?

Our ambition is to contribute to transforming the industry by...



...social involvement. Providing equal opportunities for all employees.



...raising awareness about climate change, in line with the urgent needs of the world.



...a pro-nature approach through business models **that integrate circular principles**



...the continuous effort to build safer and healthier workplaces.

Our priority areas and objectives.

OUR DAILY OBJECTIVES



Health, safety, and well-being

- 0 deaths
- 0 damages
- 0 cases of occupational exhaustion

OBJECTIVES FOR YEAR 2025



Commitment to customers

Creating a sustainable action plan for each product



Diversity, equity, and inclusion

- Informing all Etex employees about internal policies and procedures regarding diversity, social equity, and inclusion
- Training all teams on diversity, social equity, and inclusion
- Eliminating the pay gap between women and men

OBJECTIVES FOR YEAR 2030



Decarbonization

Reducing greenhouse gas emissions (scope 1 and 2 intensity) by 35%¹



Circularity

- Using more than 20% of circular resources as raw material¹
- Zero waste to landfill
- Using 100% recyclable packaging reducing plastic packaging by 20%
- Offering a material recovery service in 80% of partner countries in Europe
- Redirecting 50% of our innovation resources to sustainability



Join us on the path to sustainability.

Local actions:

The plasterboards produced in Turceni are sold without shrink-wrapping.

Since 2022, Siniat has progressively eliminated plastic films used for packaging, amounting to 66,000 kg of plastic.

"Over the past few years, we have been at the forefront of construction material manufacturers promoting the reduction of plastic packaging. We are proud to have progressively eliminated plastic films used for packaging plasterboard pallets at the Siniat Turceni plant."



Andrei Popa, General Manager Romania & SEE region

In 2023, we completed the testing of our product range: construction plasters, universal plaster, gypsum-based plasters, as well as leveling, jointing, and finishing plasters, to determine the level of VOC emissions from these products. This demonstrated their positive impact on the indoor environment in construction.

The tests were conducted by one of the leaders in such testing, EUROFINS, and led to the certification of Indoor Air Comfort GOLD and LEED v4 & v4.1BETA.

The environmental product declarations (EPD) of Siniat products demonstrate their impact on the environment, aiding in the creation of sustainable buildings in the new design context according to nZEB requirements.

Since the beginning of 2023, we have started progressively using low-chassis vehicles for transportation to reduce CO₂ emissions. Our objective is for all transportation to be conducted with such low-chassis vehicles within the next 5 years.



Etex is among the top 25% of companies evaluated by EcoVadis.

Etex's objective over the next 7 years is to construct a smarter and more innovative future that is also more sustainable. Our priorities include sourcing a significant amount of raw materials from the circular economy. Our target is to use 20% more raw materials obtained through recycling compared to the 2018 level, and to reduce the amount of non-recyclable waste to zero by 2030.

Etex Group globally

13.500



Employees

45



Countries

160

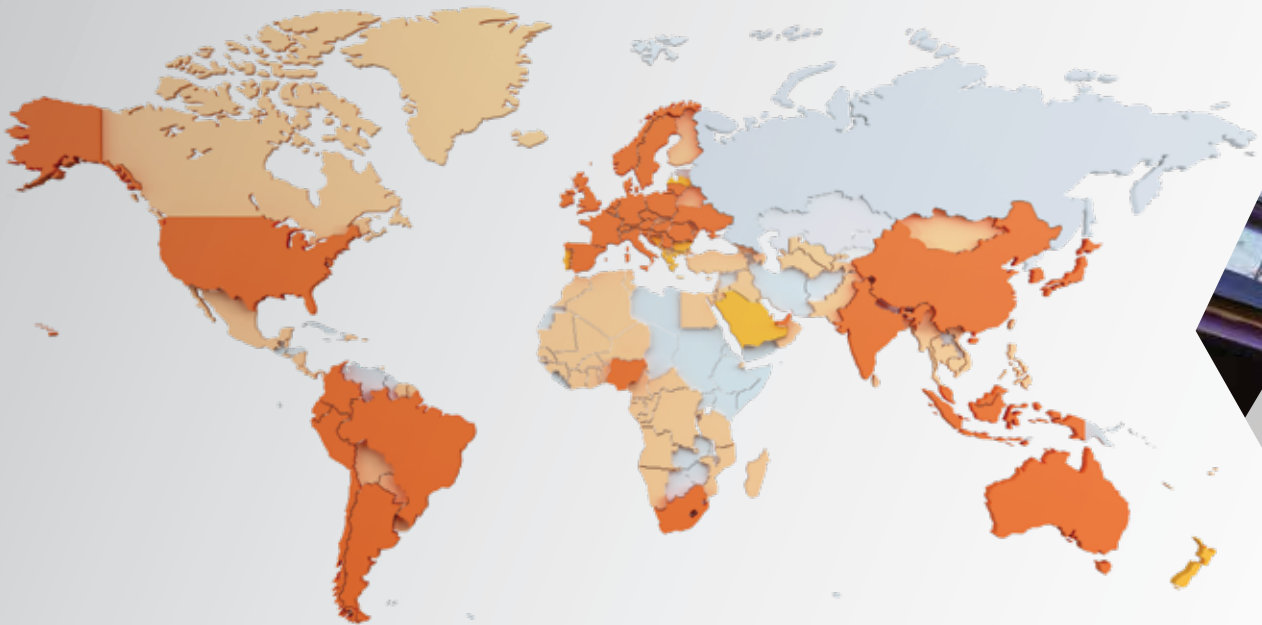


Work sites:
factories,
quarries, offices

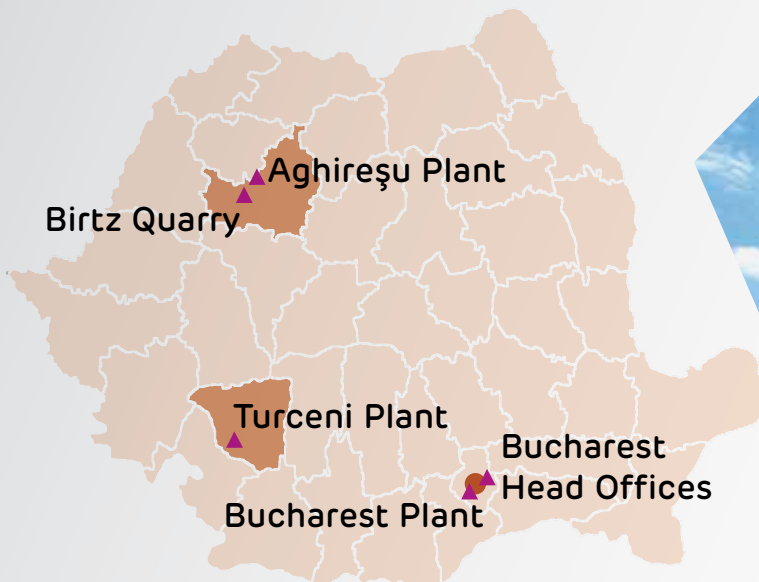
6



Centers for
innovation
and
technology



Etex in Romania



Passive fire protection and high-performance insulation materials

3

Fire-resistant boards, paints, sprays, and passive fire protection systems for residential, commercial, office, and industrial buildings.

Our 5 technologies



1

Plasterboard


A plasterboard with a gypsum core reinforced with glass fibers, whose surfaces and longitudinal edges are covered with a special multi-layered cardboard. For both internal and external applications.



2

Fibrocement

Ventilated facade cladding for residential and public buildings, roofing for agricultural industry, and fiber cement products for terraces and floors.



5

Systems and solutions

Solutions of light metal structures and high-density wood fiber boards for quick and easy on-site execution.



4

Insulation products

Glass mineral wool and extruded polystyrene (XPS) are two high-performance products that guarantee excellent insulation quality for building envelopes, interior partitions, floors, ceilings, and air conditioning ducts.

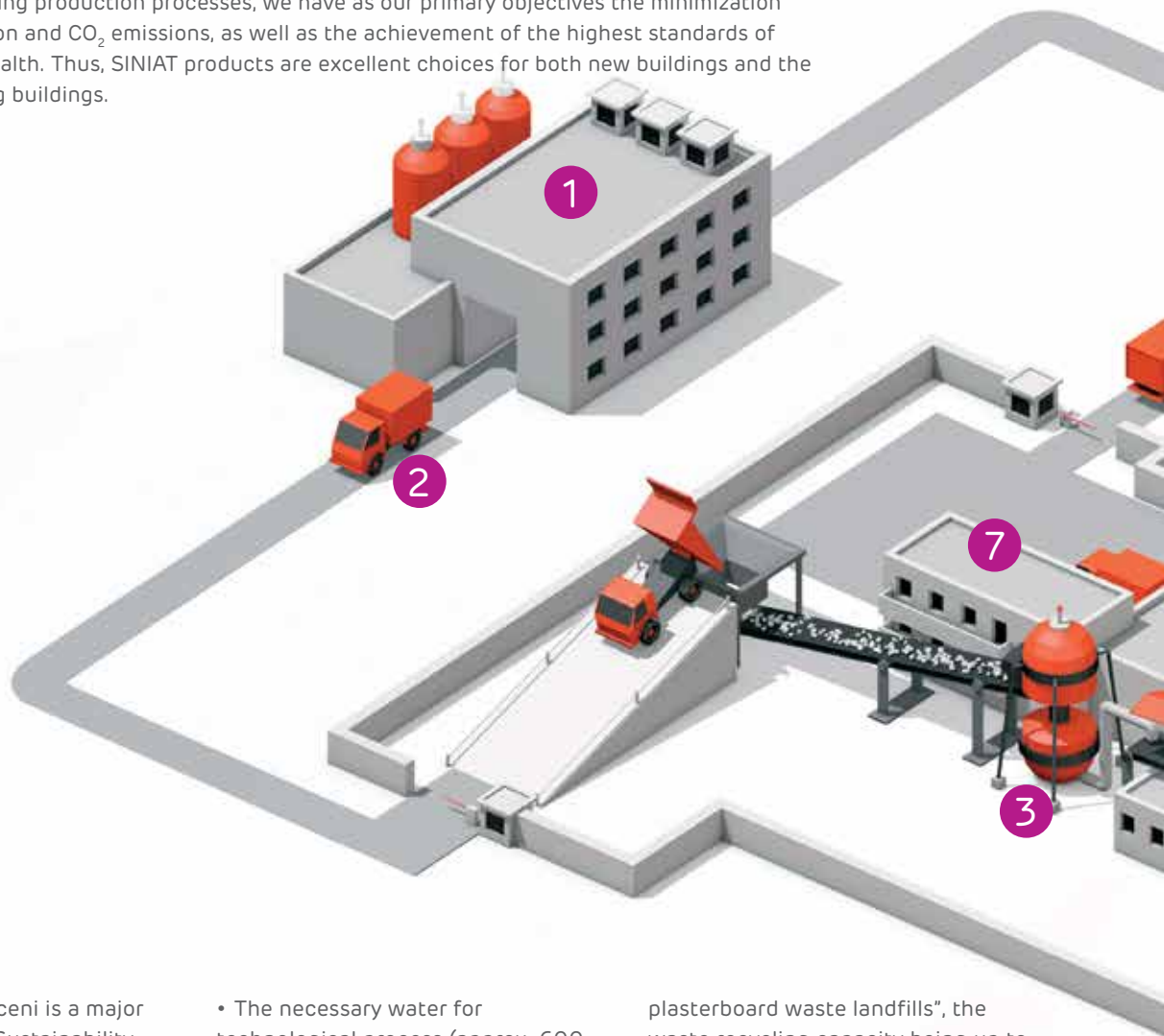
PLASTERBOARD MANUFACTURING PROCESS

SINIAT vision

We want to produce the most sustainable construction systems.

Sustainable development is an important element in our company's mission.

By constantly improving production processes, we have as our primary objectives the minimization of energy consumption and CO₂ emissions, as well as the achievement of the highest standards of quality, safety and health. Thus, SINIAT products are excellent choices for both new buildings and the renovation of existing buildings.



The new plant in Turceni is a major milestone of SINIAT Sustainability Policy through a series of specific measures / objectives:

- The raw material for Turceni plant is the synthetic gypsum obtained from CET Turceni, without the need for a quarry exploitation of natural gypsum, thus protecting the landscape of the area.

- The necessary water for technological process (approx. 600 m³/day) is obtained from own drilled wells to limit consumption from the resources of Turceni. Residual water and rainwater are also internally recycled.
- Recycling the plasterboards received from clients, contributes to the "zero production waste-zero

plasterboard waste landfills", the waste recycling capacity being up to 20000 t/year

- Following the manufacturing process very few waste results; all water and non-compliant boards are internally recycled.
- Almost all plasterboards made in Turceni can be 100% recycled.



Manufacturing process step by step

- 1 Synthetic gypsum is a byproduct resulting from geothermal gases desulphurization process
- 2 Transportation of synthetic gypsum to the production plant.
- 3 Gypsum transformation into plaster at 150°C (calcination).
- 4 Once cooled, the mixture is transported to a mixer where water and additives are added.
- 5 The mixture is then pressed between two layers of cardboard, cast in shape and cut to the desired size.
- 6 Inside the furnace, the excess water in the mixture evaporates and the board hardens, the process lasting approximately 40 minutes.
- 7 After a quality check in our warehouse, the boards are shipped to the site.
- 8 If, one day, the building for which the boards were designed is demolished, the resulting gypsum waste will be transported for recycling and reintroduced into the boards we manufacture.

Copyright Etex

The plasterboard plant from Turceni is the only one of this type in Romania which uses synthetic gypsum resulting from the process of gas desulphurization from a thermoelectric power plant. It is one of the most important projects in Romania and puts a special emphasis on saving natural resources and protecting the environment.

TYPES OF SINIAT PLASTERBOARD WALL SYSTEMS

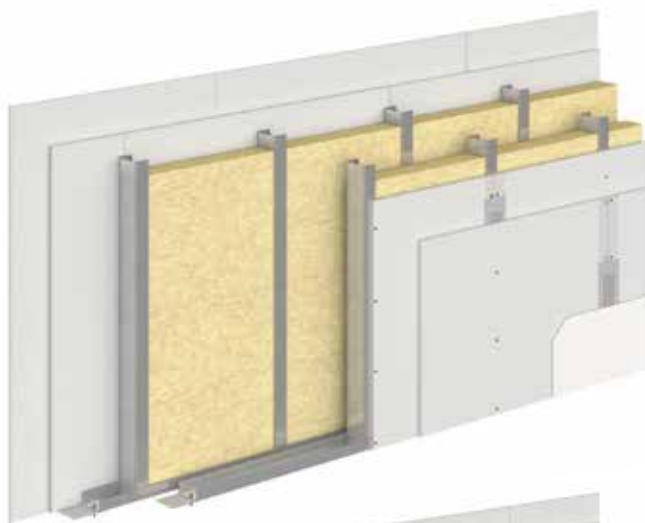


D-type walls - they are plasterboard systems made with one, two, or three layers of boards on each side, mounted on a single row of Nida Metal CW-UW profiles. It is the most commonly used type of wall in both residential and public or industrial constructions. Depending on the configuration, it can meet various performance requirements such as fire resistance, medium-level acoustic insulation, use in humid spaces, burglary resistance, and mechanical strength.

Maximum height: 10.77 m

Fire resistance: up to EI180.

Acoustic insulation: $R_w \leq 62$ dB



S-type walls - they are systems made of plasterboard with two or three layers on each side, mounted on two rows of structure arranged in parallel using Nida Metal CW-UW profiles. This type of wall is primarily used in spaces that require stringent acoustic insulation (superior level) such as residential buildings, hotels (separating hotel rooms), conference spaces (separating conference rooms), etc. In addition to its main feature, acoustic insulation, this type of system can also meet other requirements: fire resistance, burglary resistance, or use in humid environments.


A particular feature of this type of system is the configuration with an intermediate board placed inside the wall, fixed to one of the two metal structures.

Maximum height: 6.5 m

Fire resistance: up to EI180.

Acoustic insulation: $R_w \leq 76$ dB



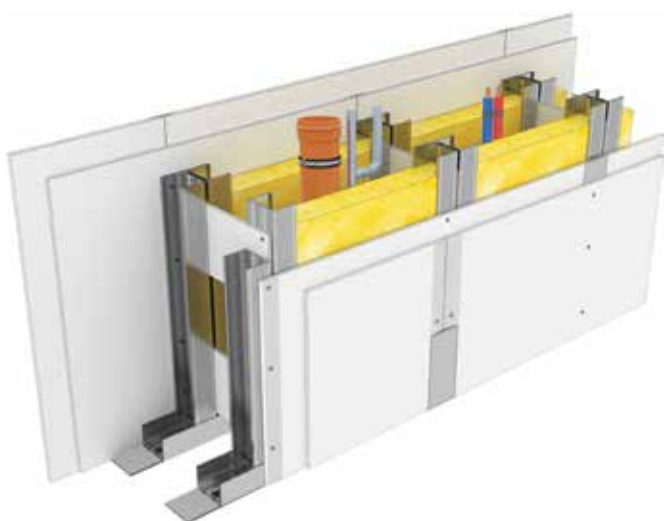


SL-type walls - they are plasterboard systems made with one, two, or three layers of boards on each side, mounted on two rows of parallel Nida Metal CW-UW profiles. The studs of the two rows of structure are connected to each other with plasterboard bridging strips arranged over the entire height. This type of system is generally found in public constructions (shopping malls) or industrial buildings (production halls, industrial spaces) in situations where high walls are required. The fire resistance of such a wall reaches up to EI180. At the same time, depending on the plasterboards configuration, they can be installed in spaces with humidity.

Maximum height: 13.71 m

Fire resistance: up to EI180.

Acoustic insulation: $R_w \leq 62$ dB



SL type walls for installations - are plasterboard systems made with one, two, or three layers of board on each side, mounted on two rows of structure arranged in parallel using Nida Metal CW-UW profiles. The mounts of the two rows of structure are connected to each other with strips of board strips placed at a certain vertical spacing. This type of system is used to accommodate the installation of larger-sized utility routes within the wall interior (for example, horizontal columns of pipes with a diameter of 110 mm). Additionally, depending on the system configuration, it can have fire resistance, burglary resistance, and can be installed in spaces with humidity.

Maximum height: 6.5 m

Fire resistance: up to EI180.

Acoustic insulation: $R_w \leq 60$ dB



SLA walls - they are plasterboard systems made with three layers of board on each side, mounted on two rows of structure arranged in parallel using Nida Metal CW-UW profiles. The mounts of the two rows of structure are connected to each other using special acoustic connectors, arranged at a specific vertical spacing throughout the height. This type of system is primarily used in spaces that require high walls with superior acoustic insulation and fire resistance properties (such as partitioning in theaters and cinemas).

Maximum height: 14.05 m

Fire resistance: up to EI180.

Acoustic insulation: $R_w \leq 81$ dB

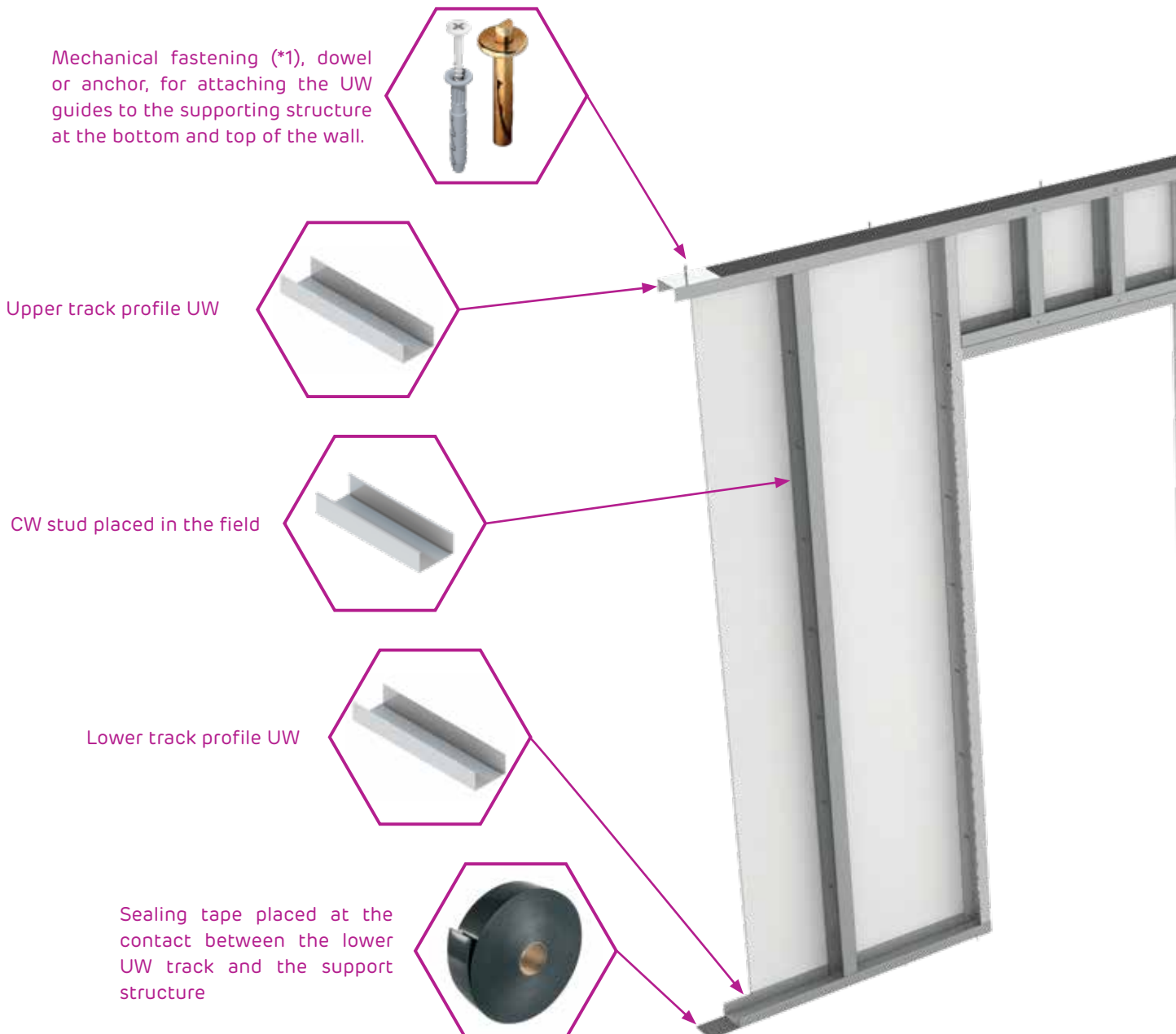


PERFORMANCE CHARACTERISTICS OF PLASTERBOARD WALL SYSTEMS

Siniat plasterboard wall systems are vertical partitioning elements comprising a series of components tailored to the type of wall. Siniat plasterboard wall systems can be configured in various ways to meet a range of performance criteria such as fire resistance, burglary resistance, use in humid environments, acoustic insulation, X-ray protection, and they can also be constructed with very tall installations (over 10 m in certain cases).

The certification of system performances is confirmed through documents elaborated at both European and national levels, with results obtained following a testing process conducted according to standards in accredited laboratories. For a system to be certified, it must be constructed entirely with the specific components from the manufacturer, and the use of other similar products for which system performance cannot be guaranteed is not permitted.

The maximum height values for Siniat wall systems are determined through mechanical tests that simulate forces such as internal pressures (uniform force distributed across the entire surface) and lateral pushes (linear forces applied to one side of the wall). Siniat plasterboard walls are classified for fire resistance based on criteria for integrity and insulation, with performance ratings up to EI180. From an acoustic insulation perspective, wall systems provide performance in airborne noise insulation, achieving superior values of the R_w parameter depending on the type of wall and chosen configuration.



COMPONENT PRODUCTS OF WALL SYSTEMS

The main elements that make up a wall system are:

- Siniat plasterboards with a minimum thickness of 12.5 mm
- Nida Metal metal structure made from UW track profiles and CW stud profiles
- Special connectors (where applicable, for example Phoni SL connectors for SLA walls)
- Fastening elements: screws for fixing boards, screws for connecting profiles together or connectors of profiles, plugs and mechanical anchors for securing the metal structure to the support layer
- Strips such as joint tape (used for treating joints between boards) and sealing tape (used to equip perimeter profiles where they contact the supporting elements of the construction)
- Jointing plaster (used for joints between boards) and finishing plaster (used to achieve superior finishing levels)
- Mineral wool (installed inside walls for systems where a certain level of acoustic insulation is required)
- Certain wall configurations in this documentation also require mineral wool with specific characteristics to meet fire performance requirements



PRODUCTS THAT ARE PART OF WALL SYSTEMS

Nida plasterboards

Nida Expert Plus (12.5 mm)

Type A plasterboard, suitable for any interior application (cladding, walls, ceilings), in conditions of relative humidity up to 60%.



Nida Flam (12.5/15 mm)

DFR plasterboard, with a core reinforced with fiberglass and additives to withstand high temperatures, making it suitable for systems requiring fire protection.



Nida Flam Extra (15 mm)

DFR plasterboard, with a core reinforced with a high amount of fiberglass and additives to withstand very high temperatures, recommended for systems with special requirements for fire protection (EI180).



Nida Hydro Plus (12.5 mm)

H2 plasterboard, enhanced for reduced water absorption in the core, suitable for rooms prone to relative humidity up to 80% and condensation (such as bathrooms, kitchens).



Nida HydroFlam (12.5/15 mm)

DFH2R plasterboard, with a core reinforced with fiberglass and additives to withstand both high temperatures and conditions of relative humidity up to 80%.



Nida Acoustic (12.5 mm)

DF plasterboard, with a core reinforced with fiberglass and a very high volumetric density, which contributes positively to acoustic insulation.



Resistex (12.5)

DFH2IR plasterboard, with a core formulated with a higher content of fiberglass and additives to provide superior performance in impact resistance, moisture resistance, and fire resistance, recommended for systems requiring anti-intrusion features.



Nida LaDura (12.5 mm)

DFH1IR plasterboard, reinforced with hardwood chips and heavily treated against moisture in the core, contributing to impact resistance, high temperature resistance, and moisture resistance.



AquaBoard (12.5 mm)

The DEIH1F type plasterboard, with an additive-enhanced plaster core, reinforced with fiberglass, and a yellow fiber mat on both sides, is recommended for use in areas requiring resistance to moisture, mold, and fire.



Nida Metal metal profiles

Nida Metal CD60

Metal profile made from 0.6 mm sheet metal, used in the construction of metal framework for suspended ceilings, providing support for attaching plasterboards.



Nida Metal UD30

Metal profile made from 0.6 mm sheet metal, used for the track perimeter construction for the metallic structure of the suspended ceiling.



Nida Metal CW

Metal profiles made from 0.6 mm sheet metal, available in widths of 50 mm, 75 mm, or 100 mm, used in the construction of metal framework for suspended and self-supporting ceilings, providing support for attaching plasterboards.



Nida Metal UW

Metal profiles made of 0.6 mm sheet metal, with widths of 50, 75, or 100 mm, used in constructing the perimeter guide for the suspended and self-supporting ceiling structure.



Nida Metal UA

Metal profiles made from 2.0 mm sheet metal, available in widths of 50 mm, 75 mm, or 100 mm, used in the construction of metal framework for suspended and self-supporting ceilings, providing support for attaching plasterboards.



Complementary accessories for wall systems

Phoni SL connectors for Nida Metal profiles Standard 260, Medium 410, Maxi 530

An assembly consisting of two thick galvanized steel pieces shaped like an "L", fixed together with the help of a special rubber piece, secured with a screw and nut. These connectors provide the link between the two rows of CW studs and help attenuate vibrations transmitted from one side of the wall to the other (walls with two rows of CW-UW SLA type structure).



Corner angles (brackets) from Nida Metal for: UA50, UA75, UA100

Thick galvanized steel pieces, approximately 2 mm thick, shaped like an "L", manufactured through cold bending and stamping. The products come pre-drilled for fastening with metric screws, as well as plugs or metal anchors. They are used to connect UA profiles together or to attach them to the supporting structure.



Strips in the system

Connect tape

State-of-the-art tape for joining plasterboards.



Comfort tape

State-of-the-art corner tape for interior and exterior corners made of plasterboard.



Monoadhesive sealing tape

Black polyurethane tape, 3 mm thick, available in widths of 30, 50, 75, or 90 mm. It is applied on the back of metal profiles and helps reduce vibrations in the system.



Fiber glass tape

Glass fiber scrim tape, 50 mm wide, recommended exclusively for joints in fire-resistant systems.



Self-adhesive tape

Fiberglass mesh tape, with 3x3 mm mesh size, available in widths of 20, 45, 90, and 150 mm. It is applied over the jointing plaster layer in the area of joints.



Perforated paper tape

Strong paper tape used for reinforcing and strengthening the joints between plasterboards.



Plasters for treating the joints between boards and for finishing

Nida Profesional

Jointing plaster for seams. Suitable for fire-resistant systems, finish levels Q1 and Q2. Working time of 80 minutes, with an average consumption of 0.25 kg/m².



Nida Profesional Fresh

Lemon-scented jointing plaster for seams. Suitable for fire-resistant systems, finish levels Q1 and Q2. Working time of 50 minutes, with an average consumption of 0.25 kg/m².



ADERA Liss

Finishing plaster, for achieving finish levels Q3 and Q4 on plasterboards. Working time of 120 minutes, with an average consumption of 0.5 kg/m².



NIDA READYMIX PROFESIONAL

Ready-made paste for finishing plasterboards and smoothing mineral surfaces.



Nida Boardfix

Adhesive for attaching plasterboards



Nida Multi task

Excellent joint compound for taping plasterboard seams (Q1-Q2), ideal for filling the entire surface of plasterboard (Q3-Q4).



PregyWab

PregyWab is a ready-made hydrophobic paste with high adhesion and workability, specially designed for areas exposed to high or extreme humidity.



Accessories for fixing boards and metal profiles

Self-tapping screw AF 212

Screws used for fastening plasterboards to metal structures with thickness up to 0.6 mm, available in lengths of 25, 35, 45, 55, 70, and 90 mm.



Self-drilling screws AP 221

Screws used for fastening plasterboards to metal structures with thickness ranging from 0.6 mm to 2 mm; available in lengths of 25, 35, 45, and 55 mm.



FlatHead self-drilling screws

Screws used for fastening metal profiles together. The total thickness of the fixed profiles is 2 mm.



Metal dowel DN6x40

Dowels used for fastening profiles to rigid supports made of concrete, brick, or aerated concrete (AAC).



M8 screws with nuts

Screws used for both connecting UA metal profiles together or joining them with UA corner brackets, as well as for securing the metal profiles to the rigid support in the metal structure.



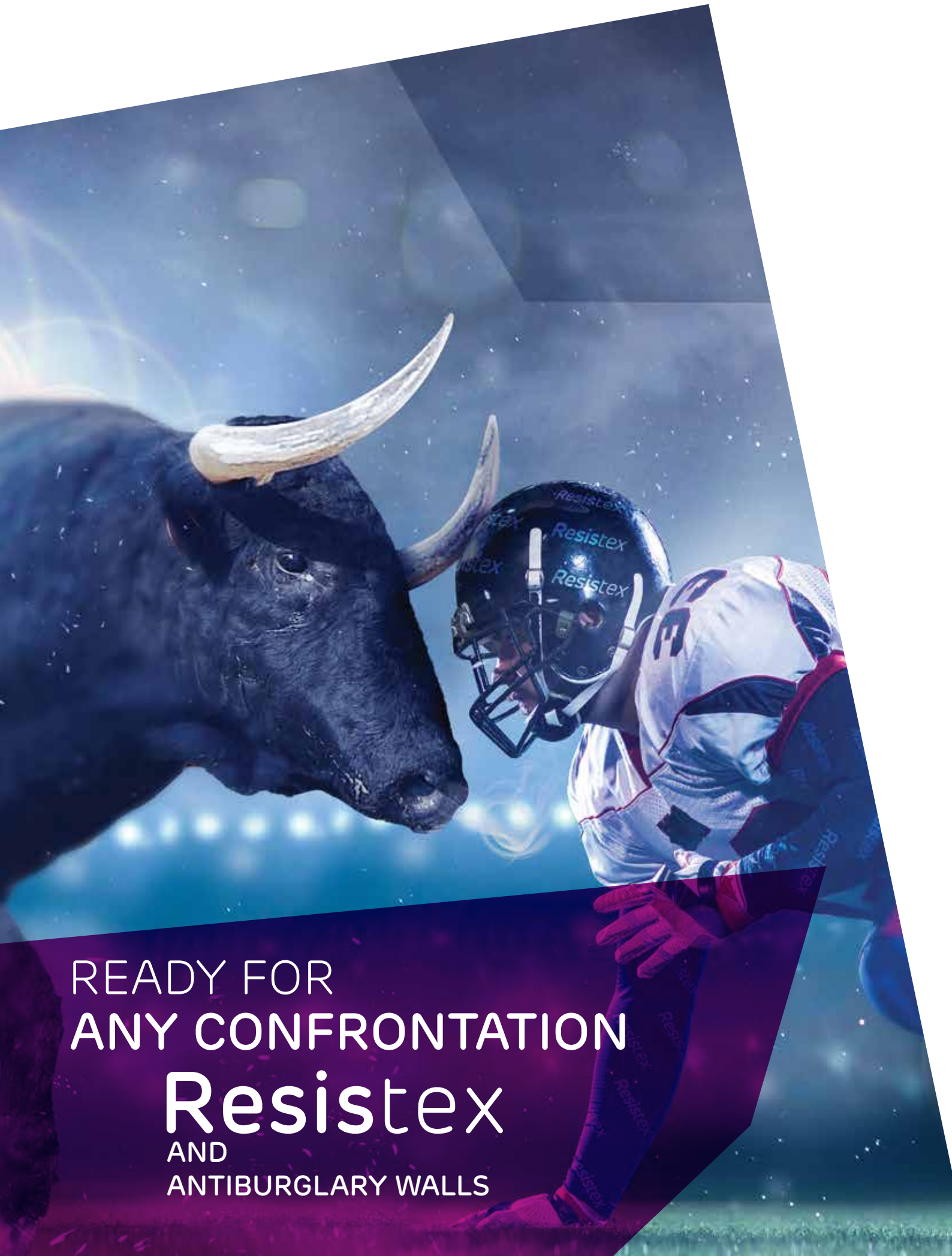
Fire-resistant access hatches

To choose the access hatch model that meets the project criteria and to view installation details, access www.siniat.ro



Joining and finishing plasterboards





READY FOR
ANY CONFRONTATION

Resistex

AND
ANTIBURGLARY WALLS

Legal Framework

Fire safety, as a fundamental requirement for buildings, according to the European legislation - Council Regulation (EU) No. 305/2011 of the European Parliament and of the Council of 9 March 2011 laying down harmonized conditions for the marketing of construction products and repealing Council Directive 89/106/EEC.

In terms of fire safety, a building should be designed and executed so that in case of fire: the load-bearing elements maintain stability for a specified period of time, the fire and smoke propagation inside the building and the neighbourhoods is limited, the occupants are safely evacuated or saved by other means, and the intervention teams can operate safely.

Fire safety of buildings can be achieved through a set of technical measures in which the passive and active fire protection systems have an essential role.

Passive protection systems mainly refer to ensuring adequate fire behavior of materials, products, building elements, as a whole, under the action of fire in order to achieve the fire safety requirements.

The active protection systems consist of the installation of proper detection, signaling, alarming and extinguishing systems, to interrupt the development of fire from its initial phase, and to create efficient smoke and hot gas evacuation systems in case of fire. In order to meet the criteria and performance levels laid down in the technical regulations, materials, building elements and installations for which functional and fire

behavior determinations are made (flammability/ reaction to fire, fire resistance, flame retardant, etc.) and have legal marketing documents certifying their performance.

Currently, the marketing of construction products is based **on the manufacturer's Declaration of Performance** for those which are subject to a harmonized standard or comply with a European Technical Assessment, according to art. 4 para. (1) and (2) of EU Regulation no. 305/2011. Also, the provisions of art. 4 para. (3) of EU Regulation no. 305/2011 determine that by making the declaration of performance, the manufacturer undertakes the responsibility for conformity of the construction product with the declared performance.

Exceptions to the obligation to draw up the declaration of performance are explicitly set out in art. 5 of the EU Regulation no. 305/2011 and refers to: individually or custommade construction products not in a serial production process in response to a specific order and installed in a single identified building by a manufacturer who is responsible for the safe incorporation of the products in accordance with the applicable national rules and under the responsibility of the persons responsible for the safe execution of the works designated by the applicable national rules or the construction products made on site for incorporation in the construction, in accordance with the applicable national rules and under the responsibility of those responsible for the safe execution of constructions

designated under the applicable national rules, or the construction products traditionally manufactured or in an appropriate manner to ensure patrimony conservation by means of a non-industrial manufacturing process, for the proper renovation of buildings which are officially protected as part of a protected site or because of their particular architectural or historical value, in compliance with the applicable national rules.

Terminology

The notions, symbols and measurement units of the sizes used are in accordance with the definitions contained in the Regulation on the classification and grouping of construction products based on fire performance, the Fire Safety of Construction Regulations, P118-99, ISO 13943 - Fire Safety - Vocabulary, as well as other regulations and technical specifications related to the field of fire safety.

- **Fire**

Complex combustion process with uncontrolled evolution, due to the presence of combustible substances and sources of ignition, whose occurrence and development has negative effects by producing loss of life, damage, etc. and which requires organized firefighting intervention.

- **Generalized fire**

The phase in which all the combustible materials and substances are involved in a fire.

- **Fire**

Self-sustained burning that is deliberately organized to produce useful effects and whose propagation in time and space is controlled.

- **Flammability**

The capacity of a material or product to burn with flame under specified conditions.

- **Reaction to fire**

The totality of physical and chemical changes occurring when a material, product or assembly is subjected to the actions of a standard fire.

- **Combustion of materials (construction elements)**

The capacity thereof to ignite and continue to burn, contributing to the increase of the heat developed by the fire.

- **Reaction to fire**

Behavior of a material that, by its own decomposition, fuels a fire to which it is exposed under specified conditions.

- **Fire resistance**

Capacity of a product to preserve for a determined period of time, fire resistance, integrity, imposed thermal insulation and/or any other required function, specified in a standardized resistance test.

- **Degree of fire resistance**

The overall capacity of the construction or fire compartmentation to respond to the action of a standard fire regardless of its intended purpose or function.

- **Fire compartmentation**

Independent construction, as well as assembled or grouped constructions, located at normal distances to neighbourhoods, or built volume divided by fire resistant partitions to adjacent buildings.



ESSENTIAL ASPECTS ON FIRE SAFETY

Reaction to fire: classification of materials

Reaction to fire refers to the individual behavior of a board or system component.

According to the Regulation on **classification and grouping construction products based on fire performance and EN 520 standard - Plasterboards. Definitions, specifications and test methods**, the plasterboards may be classified by the reaction to fire without requiring specific tests.

For the correct classification of the reaction to fire, a series of data related to the nominal thickness of the board (mm), the gypsum core thickness (kg/m³) and the paper weight (g/m²) are relevant. Thus, in case of NIDA plasterboards, the fire reaction class is **A2-s1,d0**.

Fire reaction classes for construction products, excluding flooring and heat insulating products for linear ducts, according to EN 13501-1^(*)

A1 ^(*)		
A2 - s1 ^(*) ,d0 ^(*)	A2 - s1,d1	A2 - s1,d2
A2 - s2,d0	A2 - s2,d1	A2 - s2,d2
A2 - s3,d0	A2 - s3,d1	A2 - s3,d2
B - s1,d0	B - s1,d1	B - s1,d2
B - s2,d0	B - s2,d1	B - s2,d2
B - s3,d0	B - s3,d1	B - s3,d2
C - s1,d0	C - s1,d1	C - s1,d2
C - s2,d0	C - s2,d1	C - s2,d2
C - s3,d0	C - s3,d1	C - s3,d2
D - s1,d0	D - s1,d1	D - s1,d2
D - s2,d0	D - s2,d1	D - s2,d2
D - s3,d0	D - s3,d1	D - s3,d2
E-d2		
F		

Note:

(*1) A1...F - performance classes for reaction to fire

Class F Products that can not be classified in one of the classes A1, A2, B, C, D, E.

Class E Products capable of resisting, for a short period, a small flame attack without substantial flame spread.

Class D Products satisfying criteria for class E and capable of resisting, for a longer period, a small flame attack without substantial flame spread. In addition, they are also capable of undergoing thermal attack by a single burning item with sufficiently delayed and limited heat release.

Class C As class D but satisfying more stringent requirements. Additionally under the thermal attack by a single burning item they have limited lateral spread of flame.

Class B As class C but satisfying more stringent requirements.

Class A2 Satisfying the same criteria as class B for the SBI-test according to EN 13823. In addition, under conditions of a fully developed fire these products will not significantly contribute to the fire load and fire growth.

Class A1 Products will not contribute in any stage of the fire including the fully developed fire. For this reason, it is assumed they are capable of meeting all requirements of all lower classes.

(*2) s1, s2, s3 - additional classifications for Smoke Emission (SMOKE)

s3 No emission limits are required.

s2 Total smoke emission and smoke emission rate are limited.

s1 More strict criteria than s2 are met.

(*3) d0, d1, d2 - additional classification for Drops and/or Sparkling Particles (DROP)

d2 If no performance is declared or if the product does not meet the classification criteria for d0 and d1, or ignites the paper in the ignition test (EN ISO 11925-2)

d1 If there is no burning drop/particle for more than 10 s within 600 s, when the product is tested in accordance with EN 13823.

d0 If there is no burning drop/particle within 600 s when the product is tested in accordance with EN 13823.

(*4) (SR)EN 13501-1 - Fire classification of construction products and elements. Part 1: Classification using the results of fire reaction tests.

Examples of classification by the type of reaction to fire of several types of materials

Class A1	Cementex
Class A2	Plasterboards: NIDA Hydro, NIDA Expert Plus, NIDA Flam, NIDA Acustic, AquaBoard
Class B	Plasterboards with the value of paper weight in (g/m ²) greater than 220 but less than or equal to 300
Class C	Fireproof solid wood, under certain conditions
Class D	Solid wood panels with >12 mm thick and > 400 kg/m ³ density, mounted directly on the support A1 or A2-s1, d0 with > 10 kg/m ³ density
Class E	Soft wood fiber boards > 9 mm thick and density > 250kg/m ³ , directly mounted, without air inlet, on A1 or A2-s1, d0 with density > 10 kg/m ³

Increasing flammability

Images from the program for testing and certifying the fire resistance of the plasterboard partitions




Image of the side exposed to fire inside the test furnace



Image of the side not exposed to fire outside the test furnace



Fire resistance: systems performance

Fire resistance refers to the performance of the entire system consisting of: plasterboard, profiles, mineral wool and fittings.

When a building is subject to fire action, for a certain time:

- structural elements of the building not limiting the propagation of fire must not collapse (load-bearing capacity **R**)
- non-structural elements of the building that limit the propagation of fire, both inside the building and outside, should fulfill the function imposed by a standardized test (Fire integrity **E**, thermal radiation **W** and thermal insulation **I**).

R - the load-bearing capacity is the characteristic of the construction element to withstand exposure to fire under specific mechanic actions, on one or several sides, for a certain period of time, without loss of structural stability;

E - integrity to fire refers to the capacity of a construction element with separation function, to resist the exposure to fire only on one side, without propagating the fire to the unexposed side as a result of the passage of flames or hot gases that may cause the ignition of the unexposed side or any other material adjacent to the respective surface;

I - thermal insulation is the capacity of a building element to withstand exposure to fire on only one face without fire propagation as a result of significant heat transfer from the exposed side to the unexposed side so that neither the exposed surface nor any material in its vicinity ignites, thus providing a heat barrier for all persons near it;

W - thermal radiation is the capacity of a building element to withstand exposure to fire only on one face in order to reduce the possibility of fire propagation as a result of significant heat radiation either through the element or from the unexposed face to the adjacent materials.

An element that fulfills the Thermal Insulation Criterion I is also considered to fulfill the thermal radiation W for the same duration.



Fire resistance classes

according to SR EN 13501-2+A1:2010*

EI	15	20	30	45	60	90	120	180	240	-
----	----	----	----	----	----	----	-----	-----	-----	---

Nida plasterboard Systems **are not structural elements**, so they should withstand fire for a determined period, according to "E" and "I" criteria. The maximum fire resistance performance is **180 minutes**.

Note:

* SR EN 13501-2 - Fire classification of products and construction elements. Part 2: Classification using data from fire resistance tests, excluding ventilation services.

The fire resistance of Nida systems, according to the criteria of fire integrity and thermal insulation, ranges from 30 to 180 minutes, depending on the composition. According to the provisions of SR EN 13501-2, **there is no classification of the EI150** for partitions, although P118-99 Regulation sets out situations in which they must have such a fire resistance value. In this case, only EI180 classified systems may be **used**.

According to the current regulations, in Romania, it is necessary to draw up a report of hidden works for the non-structural sub-assemblies made in thin-boards systems for dry installation, which must include, among others, **the Technical Agreement/ declaration of performance and fire resistance of the construction assembly**, indicating **the performance criteria**. This hidden works report certifies the quality of the construction assembly (system) made and it is signed by the **contractor, designer and site manager**.

	<p>GROUP OF TESTING LABORATORIES GRYFITLAB</p> <p>ul. Prosta 2, Łozienica, 72-100 Goleniów, POLAND tel. (091) 431 82 29, fax (091) 418 97 57, mobile: 507 900 480 www.gryfitlab.com, e-mail: contact@gryfitlab.com</p>
---	---

Supplement to classification of fire resistance No. LBO – 096 – KZ/23E

Classified product:

Installation of non-load bearing partition walls type D with single steel framework with symmetrical plasterboard lining on both side

Sponsors:
ETEX BUILDING PERFORMANCE S.A.
Str. Vulturilor No. 98, 030857, Sector 3
Bucharest, Romania

Prepared by:
Group of Testing Laboratories Gryfitlab
ul. Prosta 2, Łozienica
72-100 Goleniów, Poland

Place and date of issue:
Łozienica, 28.07.2023

Copy No. 1
The supplement was printed in 3 copies. Copies No. 1, 2 – for the Sponsor, No. 3 – AA.

GRYFITLAB Sp. z o.o. - ul. Prosta 2, Łozienica - 72-100 Goleniów - Polska - NIP: 1481914318245 - KRS: 1481914318245
NIP: 1481914318245, KRS: 1481914318245, Sąd Rejonowy w Łozienicy, KVV Wydział Gospodarczy KRS, Kapitał zakładowy 1 200 000 PLN

	<p>GROUP OF TESTING LABORATORIES GRYFITLAB</p> <p>ul. Prosta 2, Łozienica, 72-100 Goleniów, POLAND tel. (091) 431 82 29, fax (091) 418 97 57, mobile: 507 900 480 www.gryfitlab.com, e-mail: contact@gryfitlab.com</p>
--	---

Classification of fire resistance No. LBO – 097 – KZ/23E

Classified product:

**Installation of non-load bearing partition walls type SL with double steel framework with symmetrical plasterboard lining on both side
(Stud connected with strip of plasterboard)**

Sponsors:
ETEX BUILDING PERFORMANCE S.A.
Str. Vulturilor No. 98, 030857, Sector 3
Bucharest, Romania

Prepared by:
Group of Testing Laboratories Gryfitlab
ul. Prosta 2, Łozienica
72-100 Goleniów, Poland

Place and date of issue:
Łozienica, 15.05.2023

Copy No. 1
The classification was printed in 3 copies. Copies No. 1, 2 – for the Sponsor, No. 3 – AA.

GRYFITLAB Sp. z o.o. - ul. Prosta 2, Łozienica - 72-100 Goleniów - Polska - NIP: 1481914318245 - KRS: 1481914318245
NIP: 1481914318245, KRS: 1481914318245, Sąd Rejonowy w Łozienicy, KVV Wydział Gospodarczy KRS, Kapitał zakładowy 1 200 000 PLN


Instytut Techniki Budowlanej
00-611 Warszawa, Filizowa 1

Thermal Physics, Acoustics and Environment Department
02-656 Warszawa, Kasawców 21

**CERTIFICATE No 107/2020
of TYPE III ENVIRONMENTAL DECLARATION**

Product:
NIDA gypsum plasterboards

Manufacturer:
ETEX Building Performance S.A.
Vulturilor STREET 98, 5th – 6th floor, 3th DISTRICT, Bucharest, Romania

confirms the correctness of the data included in the development of
Type III Environmental Declaration and accordance with the requirements of the standard

EN 15804:2012+A2:2019

Sustainability of construction works.
Environmental product declarations.
Core rules for the product category of construction products.

This certificate, issued for the first time on 24th February 2020 is valid for 3 years
or until amendment of mentioned Environmental Declaration

Head of the Thermal Physics, Acoustics
and Environment Department



Barbara Perzacka, PhD



Deputy Director
for Research and Innovation



Krzysztof Kulczyński, PhD

Warsaw, February 2020



Data emitent: 29 November 2021
Data validitatii: 2 December 2024
Numar de certificat: 1066666

Amplasare: 03048
ISO 14001 - 4 December 2019
ISO 9001 - 4 December 2019
ISO 45001 - 22 December 2020

Certificat de Aprobare

Acest certificat atestă că Sistemul de Management al:
ETEX BUILDING PERFORMANCE SA

Str. Vulturilor, Nr. 98, Et. 5-6, Sector 3,030857, Bucuresti, Romania

A fost aprobat de către LRQA în conformitate cu următoarele standarde:
ISO 14001:2015, ISO 9001:2015, ISO 45001:2018

Număr de aprobare: ISO 14001 – 0027264, ISO 9001 – 0027265, ISO 45001 – 0027266

Acest certificat este valabil numai însoțit de anexele care au același număr de certificat și care prezintă lista sediilor incluse în certificate.

Aprobarea este aplicabilă următorului domeniu:

ISO 14001:2015
Producție, procesare și comercializare gips, ipsosuri, ipsosuri formulate, tencuieli, gleturi și plăci de gips carton. Comercializare sisteme de gips carton și produse asociate.

ISO 9001:2015
Producție, procesare și comercializare gips, ipsosuri, ipsosuri formulate, tencuieli, gleturi și plăci de gips carton. Comercializare sisteme de gips carton și produse asociate.

ISO 45001:2018
Producție, procesare și comercializare gips, ipsosuri, ipsosuri formulate, tencuieli, gleturi și plăci de gips carton. Comercializare sisteme de gips carton și produse asociate.



Paul Graf

Area Operations Manager, Europe
Emis de Lloyd's Register (Romania) (SR)
pentru și în numele: Lloyd's Register Quality Assurance Limited



LRQA Group Limited, its affiliates and subsidiaries and their respective officers, employees or agents are, individually and collectively, referred to in this clause as 'LRQA'. LRQA assumes no responsibility and shall not be liable to any person for any loss, damage or expense caused to anyone by the information or advice in this document or howsoever provided, unless that person has signed a contract with the relevant LRQA entity for the provision of this information or advice and in that case any responsibility or liability is exclusively on the terms and conditions set out in that contract.

Lloyd's Register (Romania) Ltd., 31, Strada Avia, 3 Floor, 2 District, 021116 Bucharest, Romania for and on behalf of Lloyd's Register Quality Assurance Limited, 1 Trinity Park, Bickenhead Lane, Binghamton 05277-0153, United Kingdom

Page 1 of 3

GUIDE FOR SELECTING TOP TRACK PROFILES

According to specific documentation certifying the fire performance of wall systems (Technical Approval), for the top tracks, UW profiles with thicknesses ranging from 0.6 to 2.0 mm and various geometries will be used depending on the wall height to meet fire resistance requirements in wall systems. The top track will be fixed to the building's supporting structure (reinforced concrete elements, profiled sheet metal cladding system, composite floor deck, structural steel elements, etc.).

In the case of securing walls at the top, depending on the height of the wall, consideration must be given to the effect of fire on both the wall and the supporting structure (information regarding the supporting structure is the responsibility of the specialized designers). Thus, the upper connection of Siniat fire-resistant plasterboard wall systems with the supporting structure will be designed considering:

- the CW stud profiles and overlapping with the flange of UW tracks (CW profiles must always remain within UW guide tracks).
- consideration will be given to the possible action of the supporting structure on the CW stud profiles (deformation of the supporting structure).

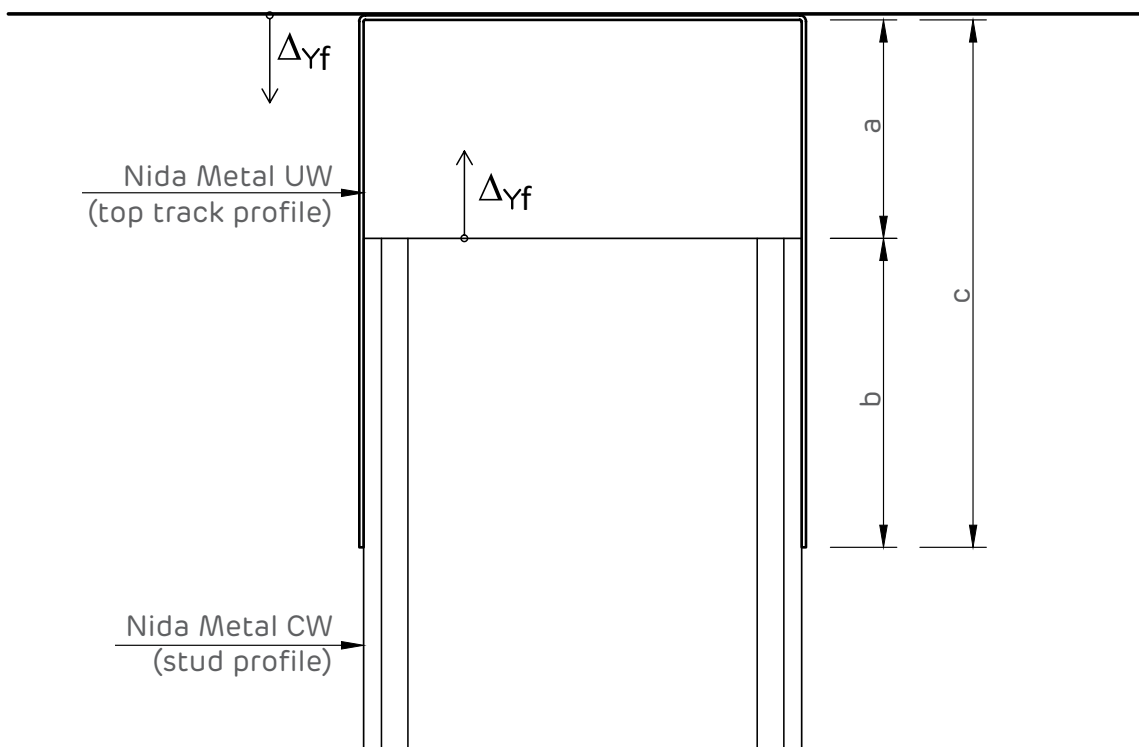
When choosing the top connection, the following factors will be taken into account:

- the maximum height of the system
- the deflection (sag) of the supporting structure Δy_f

Note:

- the deflection (Δy_f) of the supporting structure of the building has a positive value and is determined by the specialized designer;
- the vertical deflection (displacement) at the top of the CW studs Δv_f (expansion of profiles due to high temperature);
- the upward vertical displacement at the top of the CW studs Δv_f is considered positive, while downward displacement is considered negative.

SUPPORT STRUCTURE



The connection solution at the top part with the supporting structure will be selected based on the anticipated deformation of the support structure under fire conditions.

Characteristics of the Nida Metal UW top track profile and the maximum wall height based solely on the deformation of the plasterboard system under fire action. In this case, the deformation of the supporting structure is considered to have a value of zero ($\Delta y_f = 0$).

System height [m]	Nida Metal CW metal stud system	Track type, top Nida Metal UW	Track features			"a"(ΔV_f) [mm]	"b" [mm]
			Wing length [mm]	Thickness [mm]	Profile width [mm]		
0 < H ≤ 5	CW50	Nida Metal UW50, 0.6 mm			50		
	CW75	Nida Metal UW75, 0.6 mm	40	0.6	75	10	≥ 20
	CW100	Nida Metal UW100, 0.6 mm			100		
5 < H ≤ 6	CW50	Nida Metal UW 60x50x60, 0.6 mm			50		
	CW75	Nida Metal UW 60x75x60, 0.6 mm	60	0.6	75	20	≥ 25
	CW100	Nida Metal UW 60x100x60, 0.6 mm			100		
6 < H ≤ 7	CW50	Nida Metal UW 60x50x60, 0.6 mm			50		
	CW75	Nida Metal UW 60x75x60, 0.6 mm	60	0.6	75	25	≥ 30
	CW100	Nida Metal UW 60x100x60, 0.6 mm			100		
7 < H ≤ 8	CW75	Nida Metal UW 80x75x80, 0.8 mm			75		
	CW100	Nida Metal UW 80x100x80, 0.8 mm	80	0.8	100	30	≥ 40
8 < H ≤ 9	CW75	Nida Metal UW 120x75x120, 1 mm			75		
	CW100	Nida Metal UW 120x100x120, 1 mm	120	1	100	35	≥ 50
9 < H ≤ 10	CW75	Nida Metal UW 120x75x120, 1 mm			75		
	CW100	Nida Metal UW 120x100x120, 1 mm	120	1	100	40	≥ 60
10 < H ≤ 11	CW75	Nida Metal UW 120x75x120, 1 mm			75		
	CW100	Nida Metal UW 120x100x120, 1 mm	120	1	100	50	≥ 70
11 < H ≤ 12	CW75	Nida Metal UW 150x75x150, 2 mm			75		
	CW100	Nida Metal UW 150x100x150, 2 mm	150	2	100	60	≥ 80
12 < H ≤ 13.5	CW100	Nida Metal UW 180x100x180, 2 mm	180	2	100	70	≥ 90
13.5 < H ≤ 15	CW100	Nida Metal UW 180x100x180, 2 mm	180	2	100	80	≥ 100



GUIDE FOR SELECTING TOP TRACK PROFILES

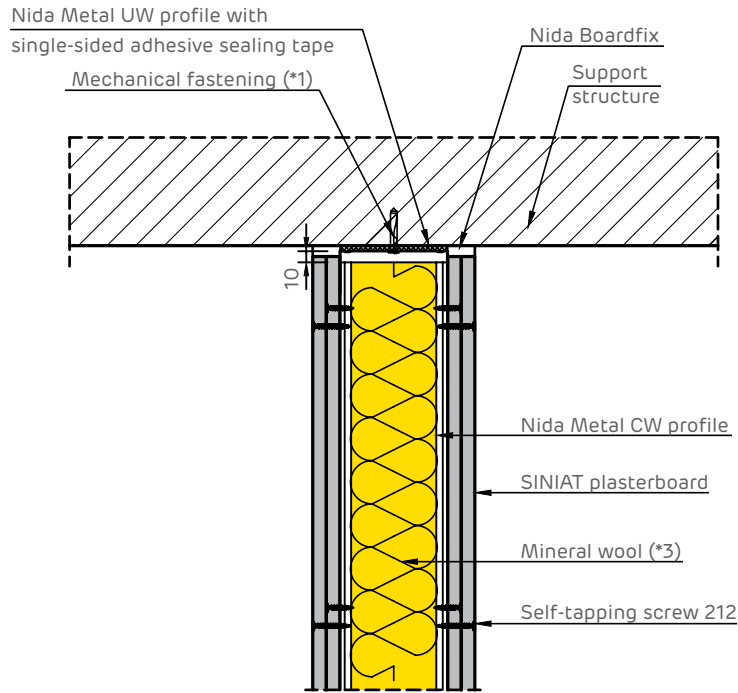
Selecting the type (variant) for connecting the system to the supporting structure; values for parameters a, b, and c (specifications for the upper guide profile UW, with values for c equal to the minimum flange size of the UW). In this case, the deformation of the support structure (Δy_f) under fire action is also considered.

Δy_f [mm]	0	≤ 10	≤ 20	≤ 30	≤ 40	≤ 50	≤ 60	≤ 70	≤ 80
0	c = 40 mm a = 40 mm b = 40 mm	c = 40 mm a = 10 mm b = 30 mm	c = 60 mm a = 20 mm b = 40 mm	c = 60 mm a = 30 mm b = 30 mm	c = 80 mm a = 40 mm b = 40 mm	c = 80 mm a = 50 mm b = 30 mm	c = 100 mm a = 60 mm b = 40 mm	c = 120 mm a = 70 mm b = 50 mm	c = 140 mm a = 80 mm b = 60 mm
10	c = 40 mm a = 10 mm b = 30 mm	c = 60 mm a = 20 mm b = 40 mm	c = 60 mm a = 30 mm b = 30 mm	c = 80 mm a = 40 mm b = 40 mm	c = 80 mm a = 50 mm b = 30 mm	c = 100 mm a = 60 mm b = 40 mm	c = 120 mm a = 70 mm b = 50 mm	c = 140 mm a = 80 mm b = 60 mm	c = 140 mm a = 90 mm b = 50 mm
20	c = 60 mm a = 20 mm b = 40 mm	c = 60 mm a = 30 mm b = 30 mm	c = 80 mm a = 40 mm b = 40 mm	c = 80 mm a = 50 mm b = 30 mm	c = 100 mm a = 60 mm b = 40 mm	c = 120 mm a = 70 mm b = 50 mm	c = 140 mm a = 80 mm b = 60 mm	c = 140 mm a = 90 mm b = 50 mm	c = 150 mm a = 100 mm b = 50 mm
25	c = 60 mm a = 25 mm b = 35 mm	c = 80 mm a = 35 mm b = 45 mm	c = 80 mm a = 45 mm b = 35 mm	c = 100 mm a = 55 mm b = 45 mm	c = 120 mm a = 65 mm b = 55 mm	c = 140 mm a = 75 mm b = 65 mm	c = 140 mm a = 85 mm b = 55 mm	c = 150 mm a = 95 mm b = 55 mm	c = 180 mm a = 105 mm b = 75 mm
30	c = 80 mm a = 30 mm b = 50 mm	c = 80 mm a = 40 mm b = 40 mm	c = 100 mm a = 50 mm b = 50 mm	c = 120 mm a = 60 mm b = 40 mm	c = 140 mm a = 70 mm b = 70 mm	c = 140 mm a = 80 mm b = 70 mm	c = 150 mm a = 90 mm b = 60 mm	c = 180 mm a = 100 mm b = 80 mm	c = 180 mm a = 110 mm b = 70 mm
35	c = 100 mm a = 35 mm b = 65 mm	c = 100 mm a = 45 mm b = 55 mm	c = 120 mm a = 55 mm b = 65 mm	c = 120 mm a = 65 mm b = 55 mm	c = 140 mm a = 75 mm b = 65 mm	c = 150 mm a = 85 mm b = 65 mm	c = 180 mm a = 95 mm b = 85 mm	c = 180 mm a = 105 mm b = 75 mm	c = 200 mm a = 115 mm b = 85 mm
40	c = 100 mm a = 40 mm b = 60 mm	c = 120 mm a = 50 mm b = 70 mm	c = 120 mm a = 60 mm b = 60 mm	c = 140 mm a = 70 mm b = 70 mm	c = 150 mm a = 80 mm b = 70 mm	c = 180 mm a = 90 mm b = 90 mm	c = 180 mm a = 100 mm b = 80 mm	c = 200 mm a = 110 mm b = 90 mm	c = 200 mm a = 120 mm b = 80 mm
50	c = 120 mm a = 50 mm b = 70 mm	c = 140 mm a = 60 mm b = 80 mm	c = 140 mm a = 70 mm b = 70 mm	c = 150 mm a = 80 mm b = 70 mm	c = 180 mm a = 90 mm b = 90 mm	c = 180 mm a = 100 mm b = 80 mm	c = 200 mm a = 110 mm b = 90 mm	c = 200 mm a = 120 mm b = 80 mm	c = 220 mm a = 130 mm b = 90 mm
60	c = 140 mm a = 60 mm b = 80 mm	c = 150 mm a = 70 mm b = 80 mm	c = 180 mm a = 80 mm b = 100 mm	c = 180 mm a = 90 mm b = 90 mm	c = 180 mm a = 100 mm b = 80 mm	c = 200 mm a = 110 mm b = 90 mm	c = 200 mm a = 120 mm b = 80 mm	c = 220 mm a = 130 mm b = 90 mm	c = 250 mm a = 140 mm b = 100 mm
70	c = 180 mm a = 70 mm b = 110 mm	c = 180 mm a = 80 mm b = 100 mm	c = 180 mm a = 90 mm b = 90 mm	c = 200 mm a = 100 mm b = 100 mm	c = 200 mm a = 110 mm b = 90 mm	c = 220 mm a = 120 mm b = 100 mm	c = 220 mm a = 130 mm b = 90 mm	c = 250 mm a = 140 mm b = 110 mm	c = 250 mm a = 150 mm b = 100 mm
80	c = 180 mm a = 80 mm b = 100 mm	c = 200 mm a = 90 mm b = 110 mm	c = 200 mm a = 100 mm b = 100 mm	c = 220 mm a = 110 mm b = 110 mm	c = 220 mm a = 120 mm b = 100 mm	c = 250 mm a = 130 mm b = 120 mm	c = 250 mm a = 140 mm b = 110 mm	c = 250 mm a = 150 mm b = 100 mm	c = 260 mm a = 160 mm b = 100 mm

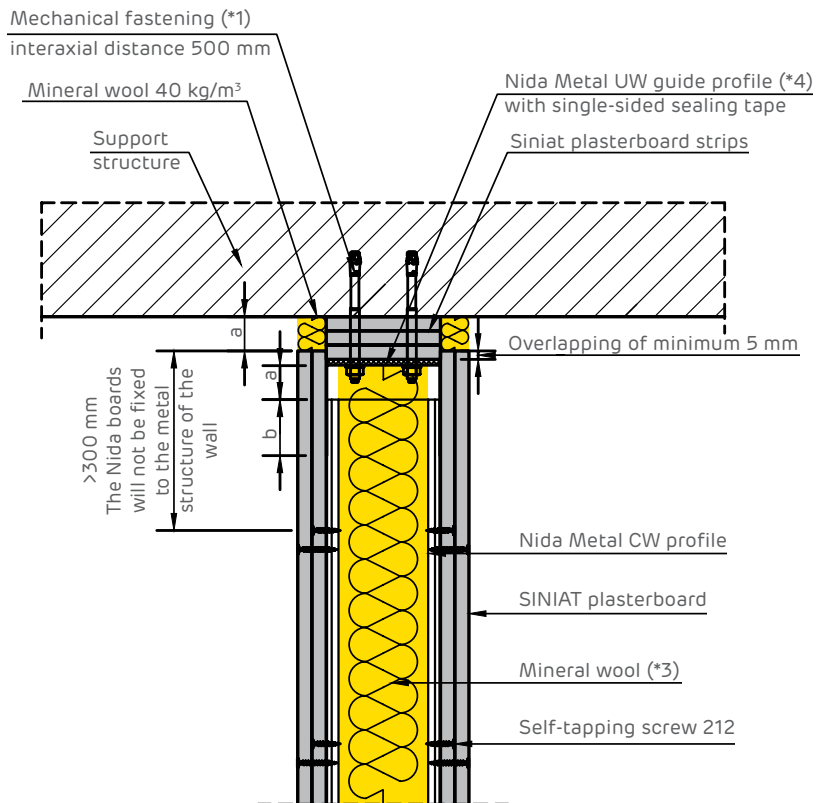


EXAMPLES WITH DETAILS FOR CONNECTING THE TOP OF WALLS WITH A SINGLE ROW OF PROFILES (TYPE D)

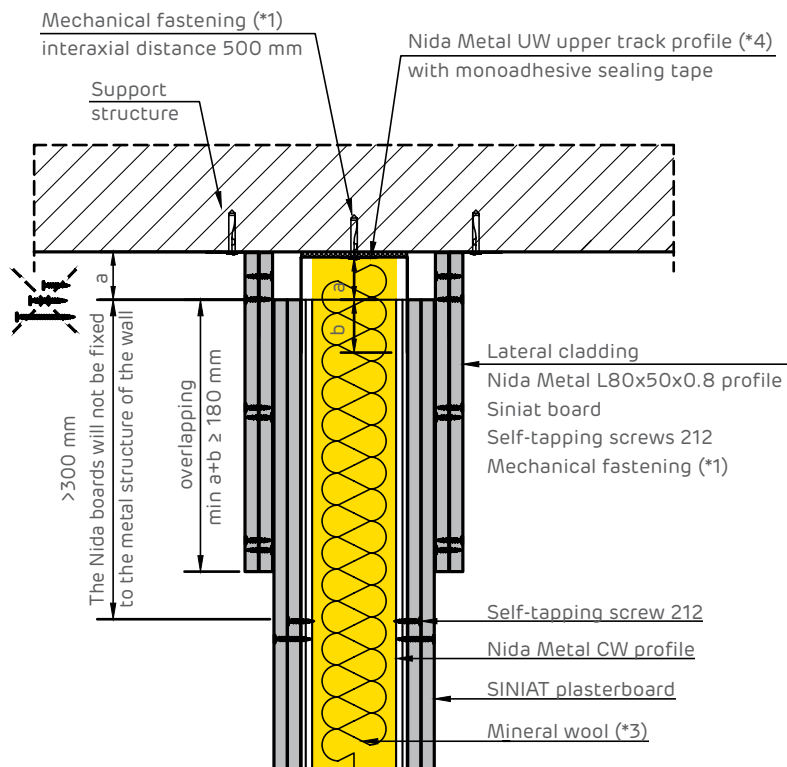
Top fixation on rigid support. Option 1. Gap $a \leq 10$ mm. Vertical section



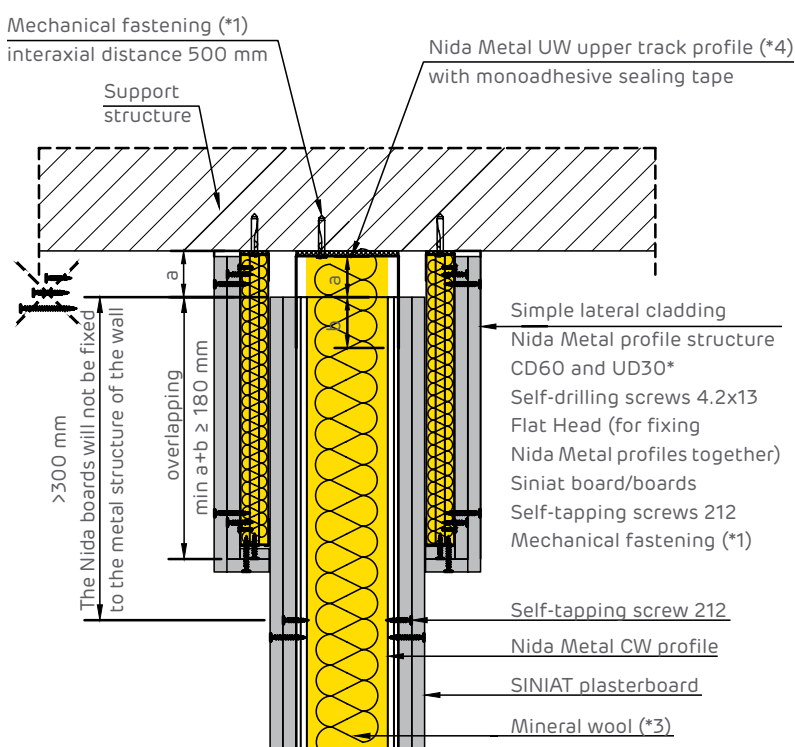
Top fixation on rigid support. Option 2. Gap $a \leq 40$ mm. Vertical section



Top fixation on rigid support. Option 3. Gap $a \leq 160$ mm. Vertical section



Top fixation on rigid support. Option 4. Gap $a \leq 160$ mm. Vertical section

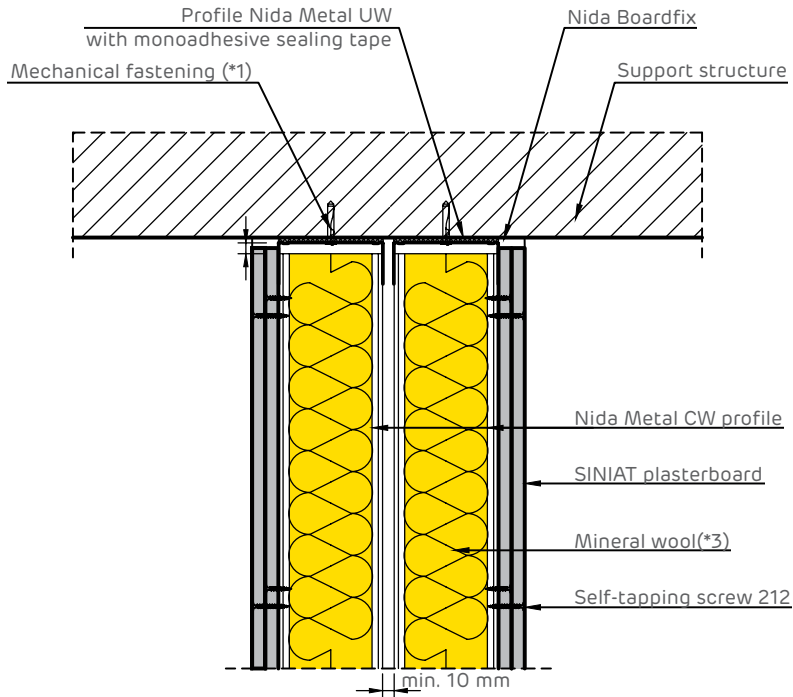


(*)Note: alternatively to Nida Metal CD60-UD30 profiles,
Nida Metal CW-UW profiles can be used

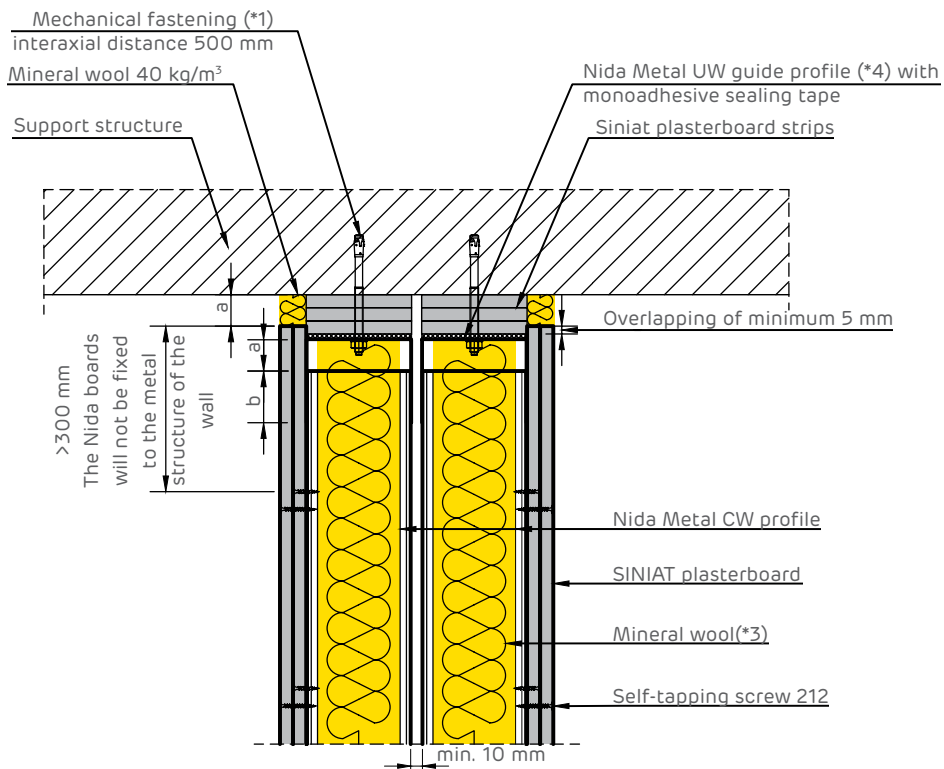


EXAMPLES WITH DETAILS FOR CONNECTING THE TOP OF WALLS WITH TWO ROWS OF PROFILES (TYPE S)

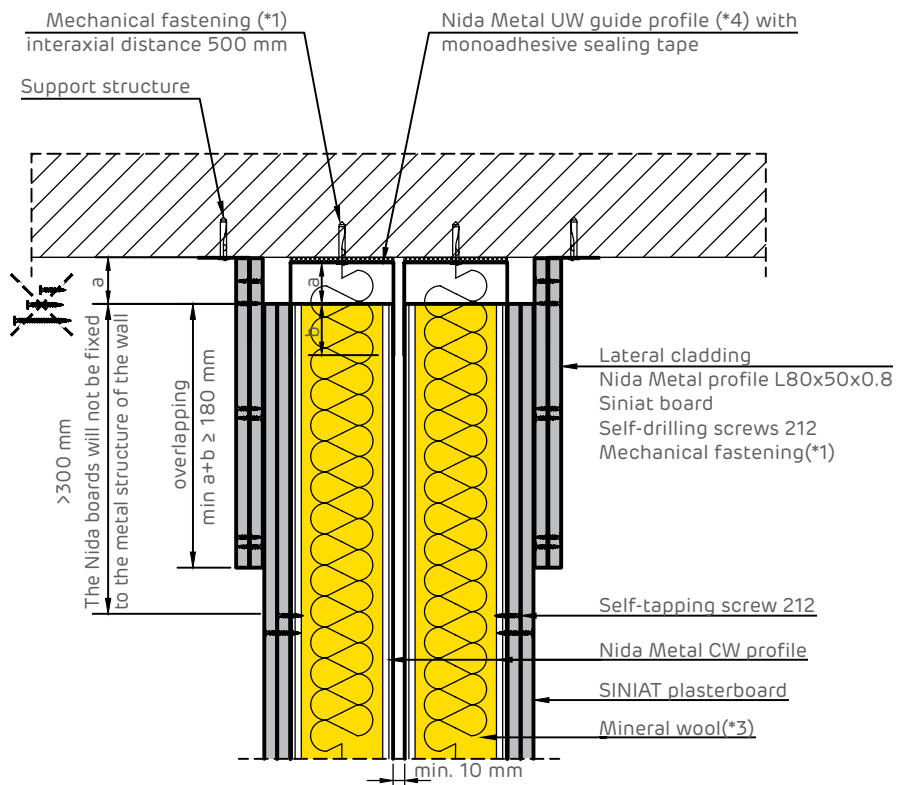
Top fixation on rigid support. Option 1. Gap $a \leq 10$ mm. Vertical section



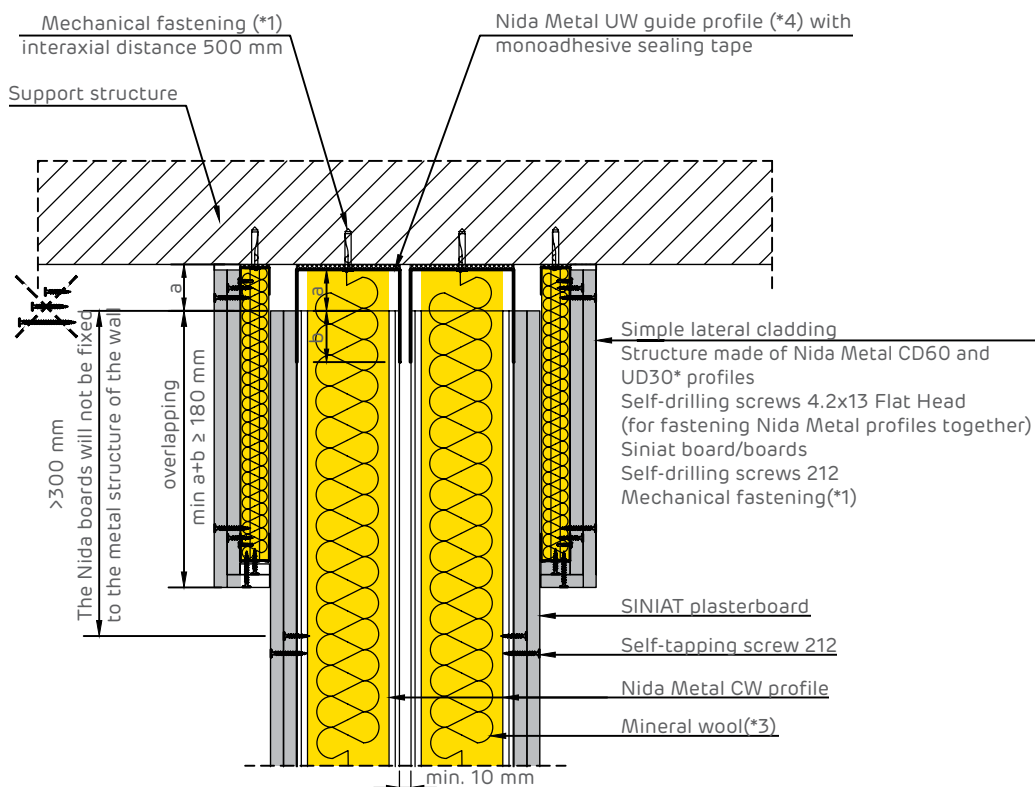
Top fixation on rigid support. Option 2. Gap $a \leq 40$ mm. Vertical section



Top fixation on rigid support. Option 3. Gap $a \leq 160$ mm. Vertical section



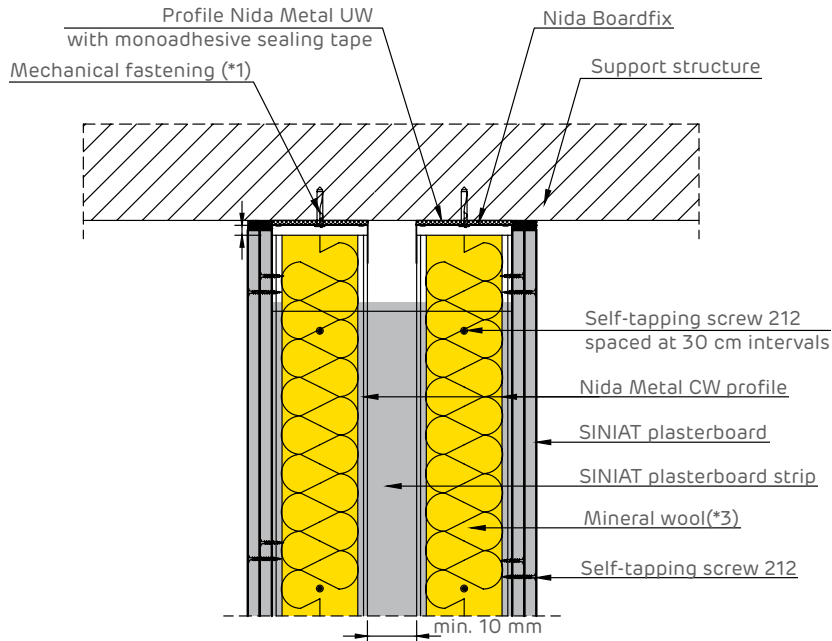
Top fixation on rigid support. Option 4. Gap $a \leq 160$ mm. Vertical section



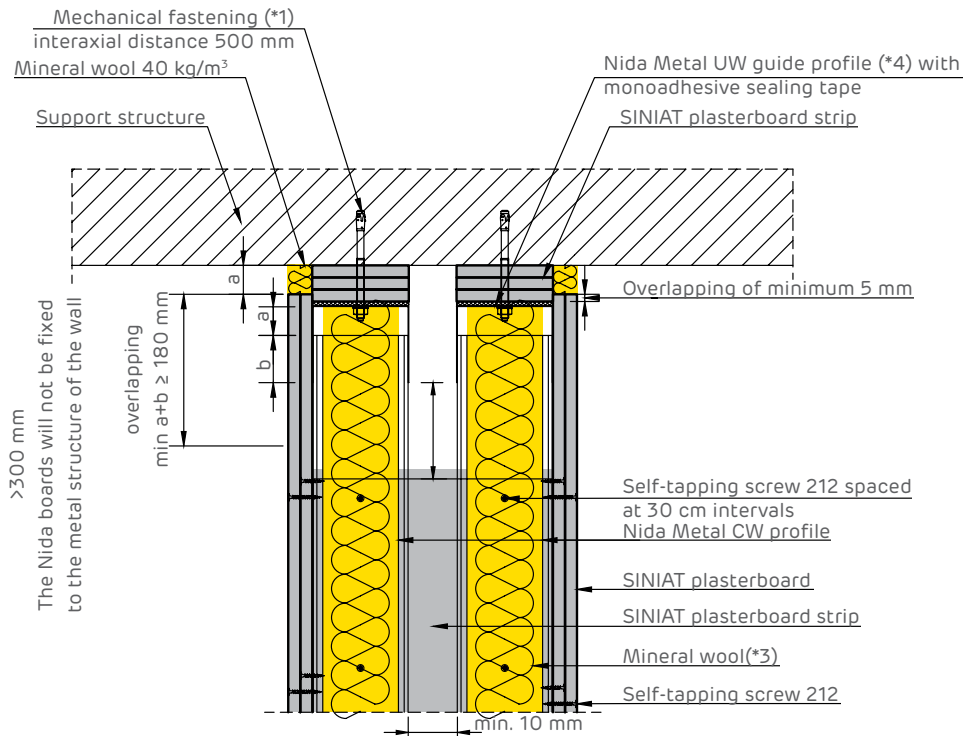
(*)Note: alternatively to Nida Metal CD60-UD30 profiles, Nida Metal CW-UW profiles can be used

EXAMPLES WITH DETAILS FOR CONNECTING THE TOP OF WALLS WITH TWO ROWS OF PROFILES (SL)

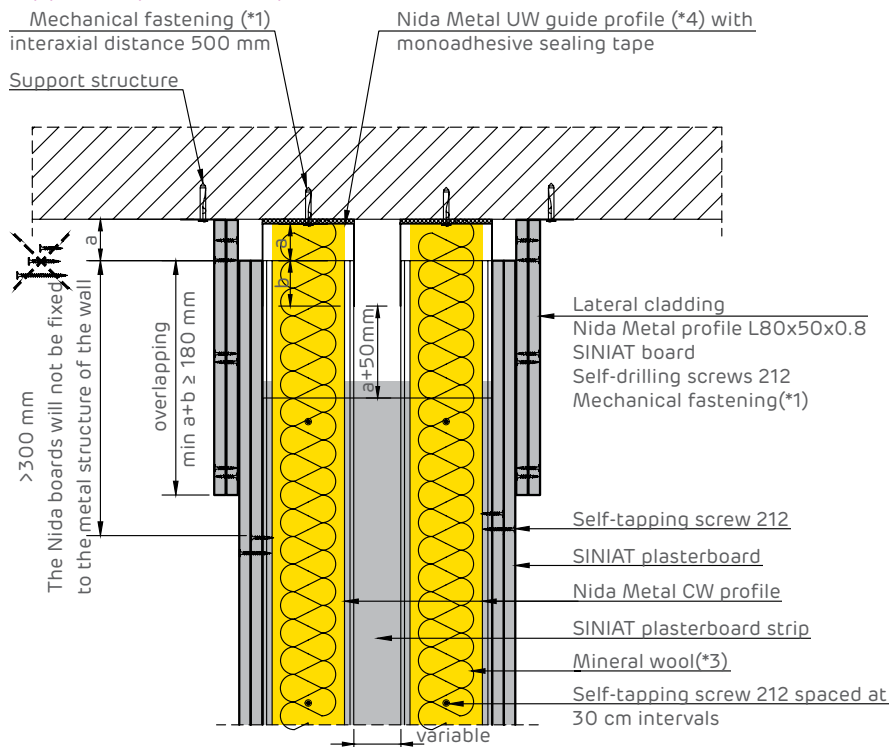
Top fixation on rigid support. Option 1. Gap $a \leq 10$ mm. Vertical section



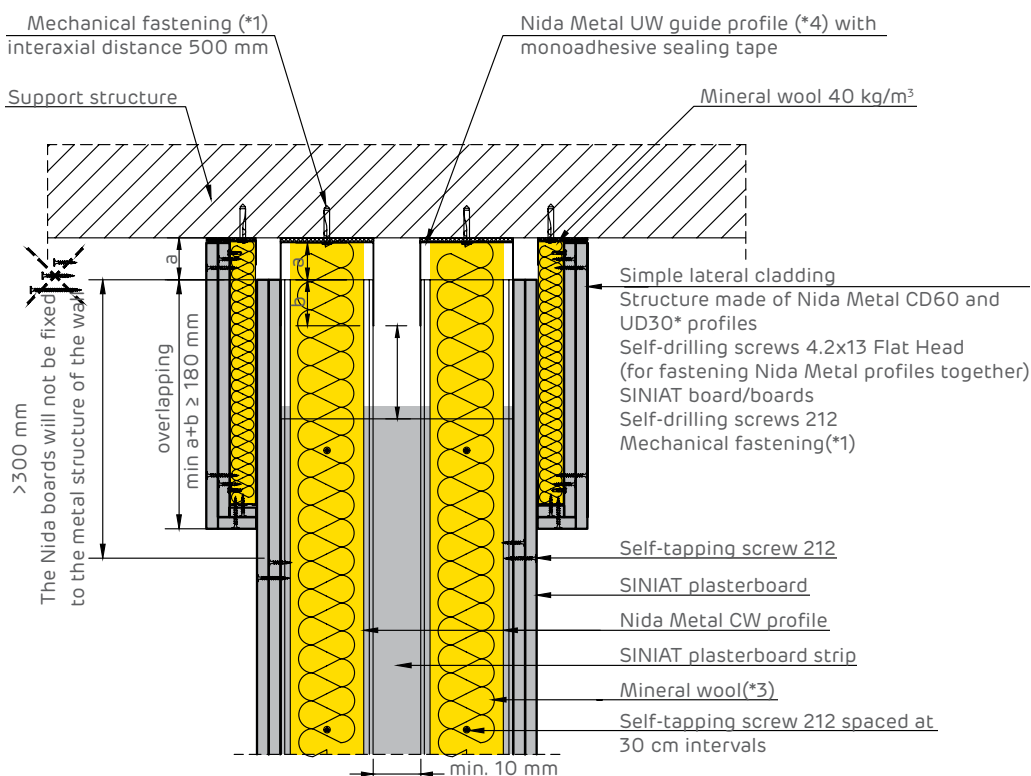
Top fixation on rigid support. Option 2. Gap $a \leq 40$ mm. Vertical section



Top fixation on rigid support. Option 3. Gap $a \leq 160$ mm. Vertical section



Top fixation on rigid support. Option 4. Gap $a \leq 160$ mm. Vertical section



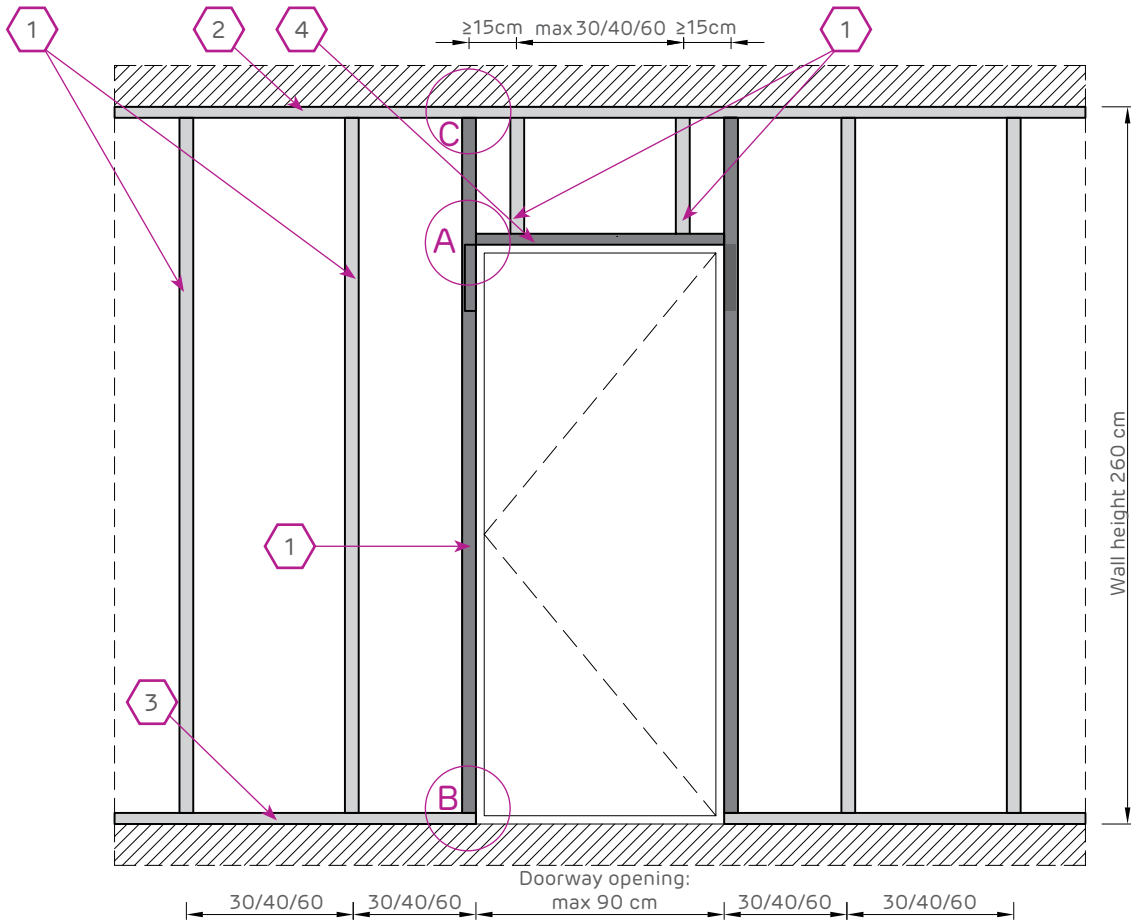
(*)Note: alternatively to Nida Metal CD60-UD30 profiles, Nida Metal CW-UW profiles can be used

GUIDE FOR CREATING DOORWAYS

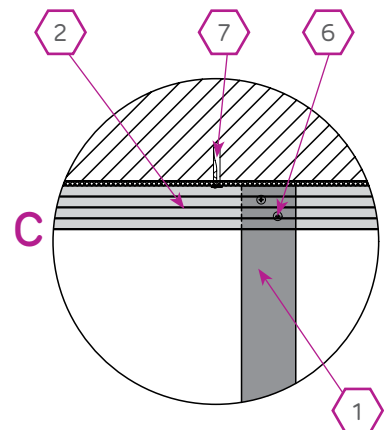
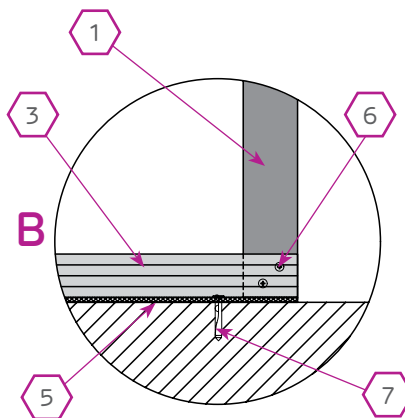
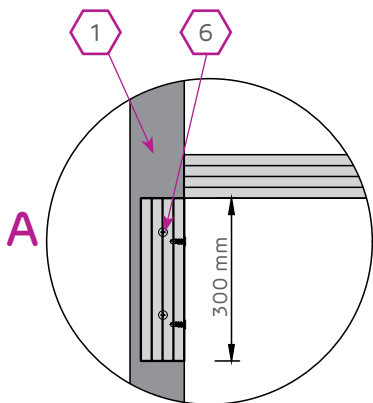
Option 1

It applies only if the following conditions are met:

- ✓ Maximum height of the wall: 260 cm
- ✓ The maximum doorway opening width: 90 cm
- ✓ The maximum weight of the door leaf: 25 kg



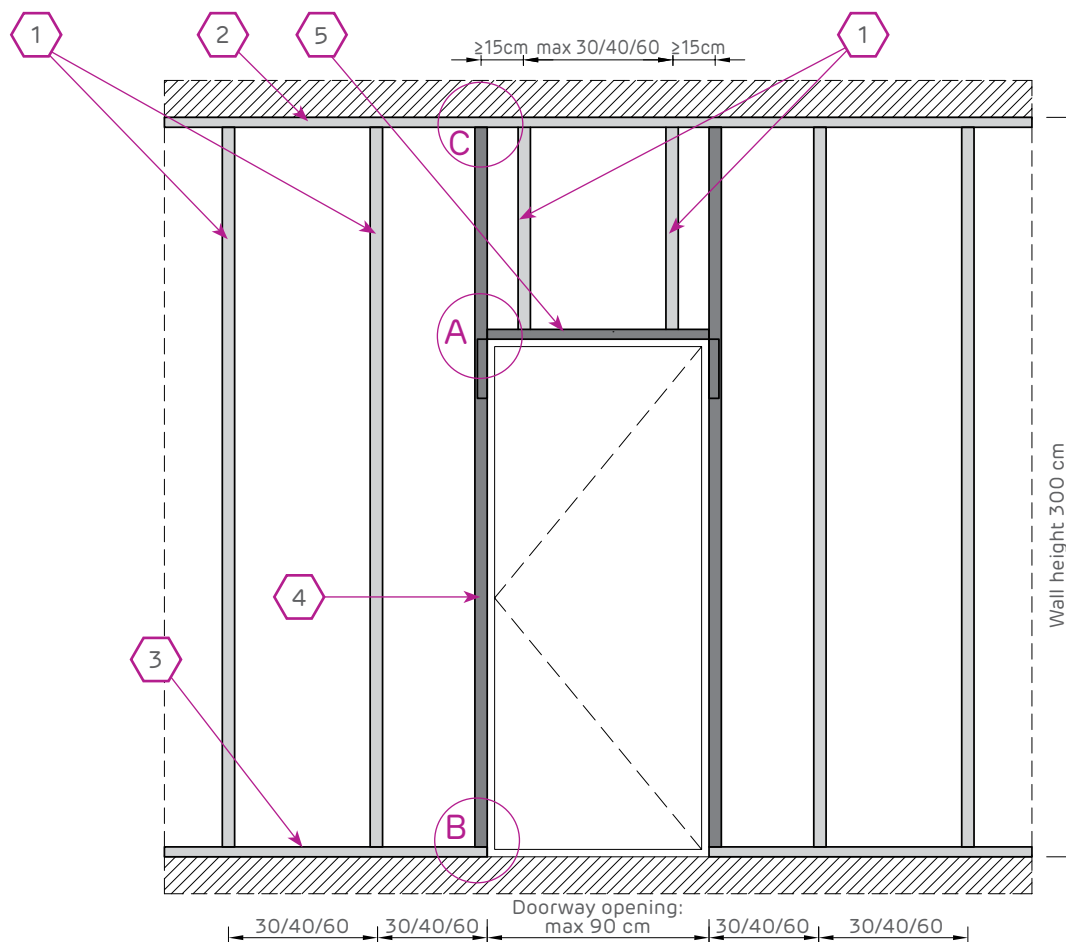
- | | |
|--|--|
| 1. Nida Metal CW50/75/100 stud profile | 5. Monoadhesive sealing tape |
| 2. Nida Metal UW50/75/100 upper track profile | 6. Self-drilling screw 4.2x13 Flat Head |
| 3. Nida Metal UW50/75/100 lower track profile | 7. Mechanical fastening (*1) (e.g.: dowel DN6) |
| 4. Lintel made from Nida Metal UW50/75/100 profile | |



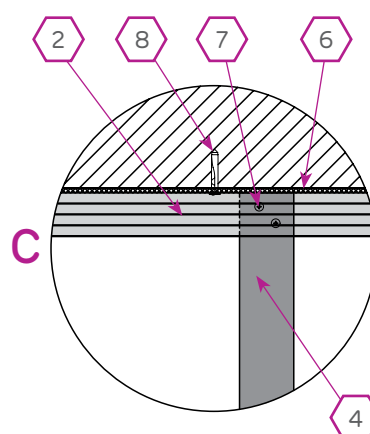
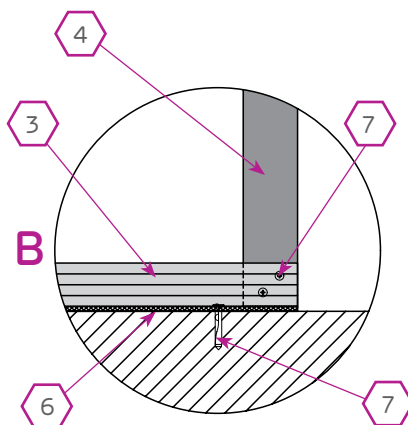
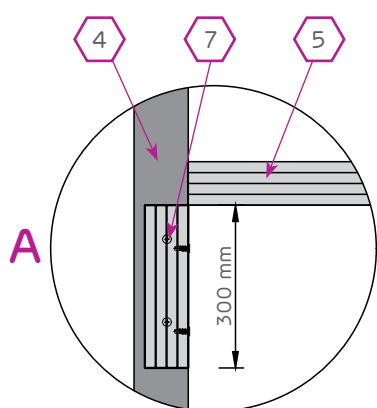
Option 2

It applies only if the following conditions are met:

- ✓ Maximum height of the wall: 300 cm
- ✓ The maximum doorway opening width: 90 cm
- ✓ The maximum weight of the door leaf: 25 kg

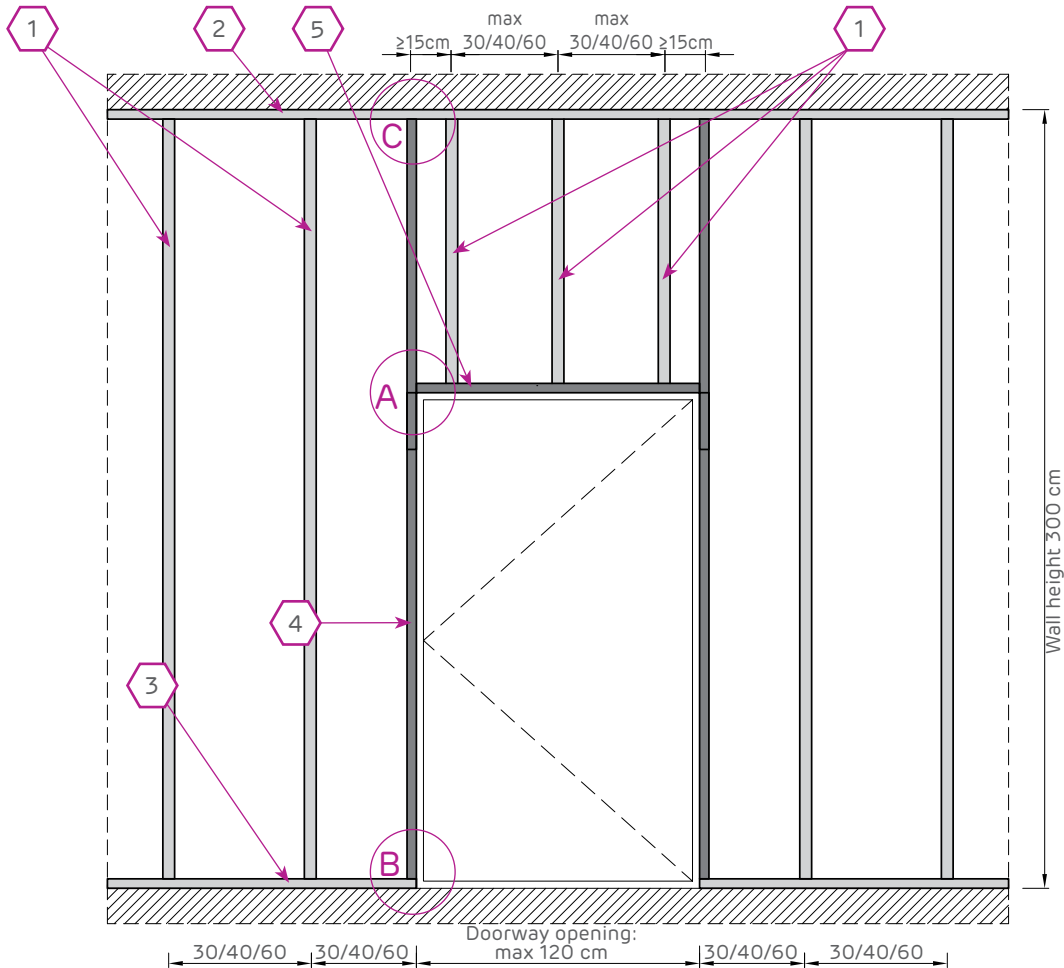


- | | |
|---|--|
| 1. Nida Metal CW50/75/100 stud profile | 5. Lintel made from Nida Metal UW50/75/100 profile |
| 2. Nida Metal UW50/75/100 upper track profile | 6. Monoadhesive sealing tape |
| 3. Nida Metal UW50/75/100 lower track profile | 7. Self-drilling screw 4.2x13 Flat Head |
| 4. Boxed Nida Metal profile 2x CW50/75/100 | 8. Mechanical fastening (*1) (e.g.: dowel DN6) |

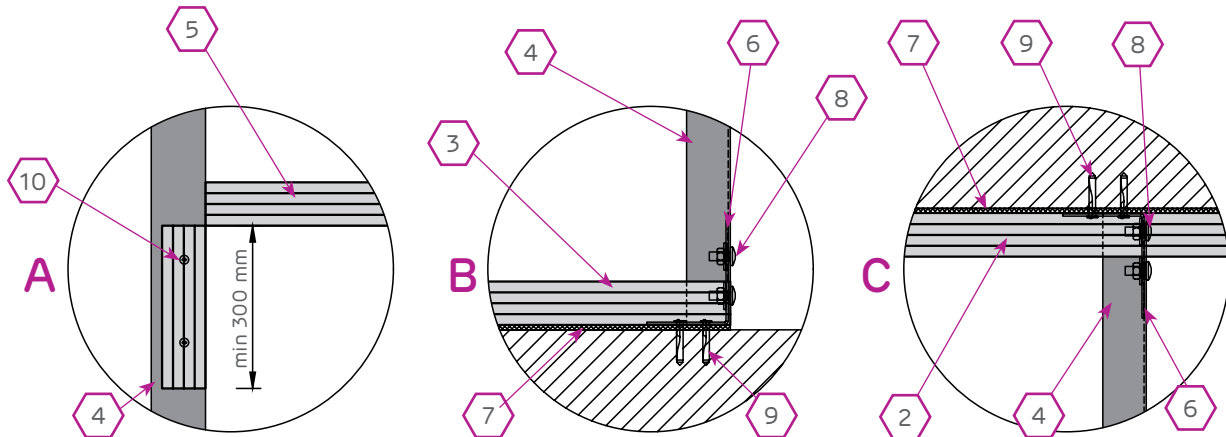


Option 3

- ✓ Maximum height of the wall: 650 cm
- ✓ The maximum doorway opening width: 120 cm
- ✓ The maximum weight of the door leaf: 80 kg



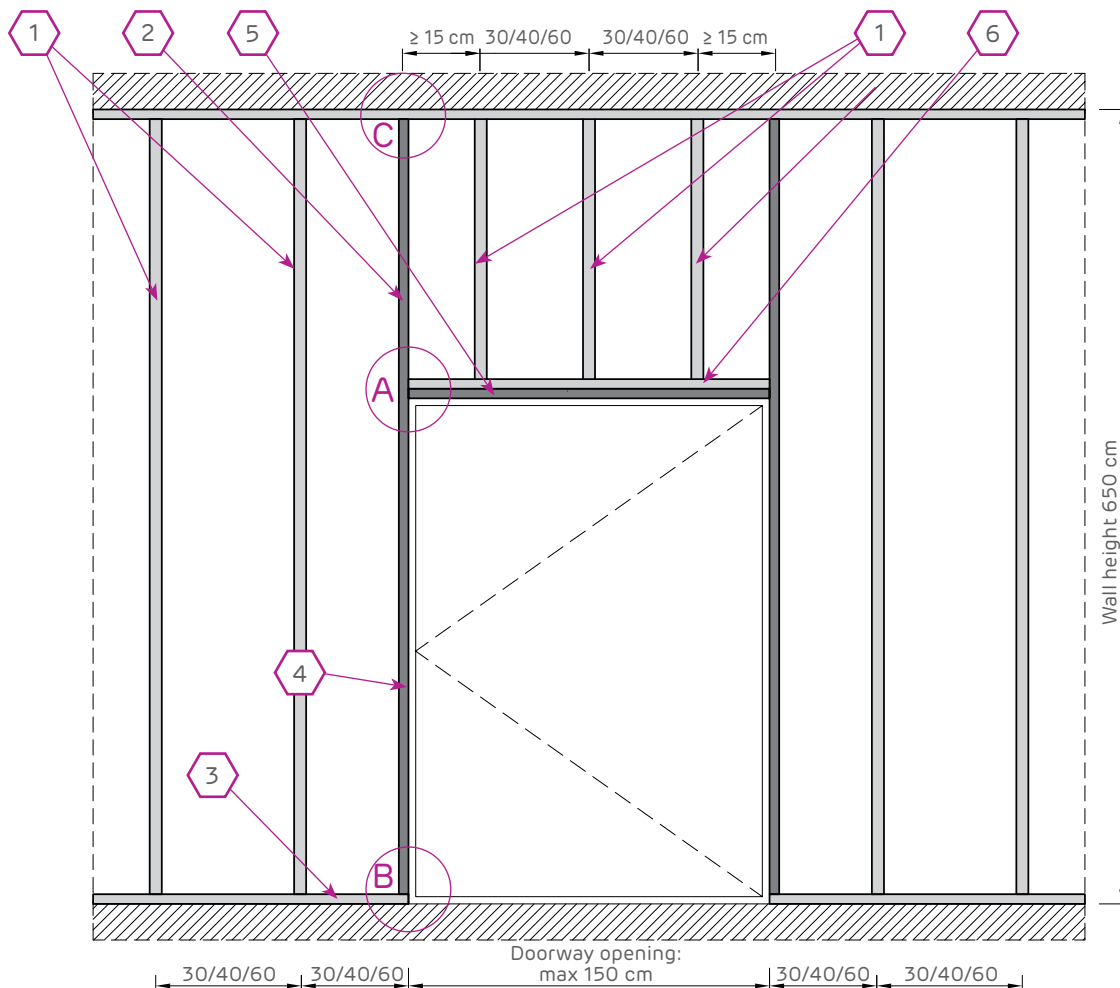
- | | |
|--|---|
| 1. Nida Metal CW50/75/100 stud profile | 6. Corner bracket UA50/75/100 |
| 2. Nida Metal UW50/75/100 upper track profile | 7. Monoadhesive sealing tape |
| 3. Nida Metal UW50/75/100 lower track profile | 8. Metric screw M8 with nut |
| 4. Nida Metal UA50/75/100 profile | 9. Mechanical fastening (*1) (e.g.: dowel DN6) |
| 5. Lintel made from Nida Metal UW50/75/100 profile | 10. Self-drilling screw with a flat head 4.2x13 Flat Head |



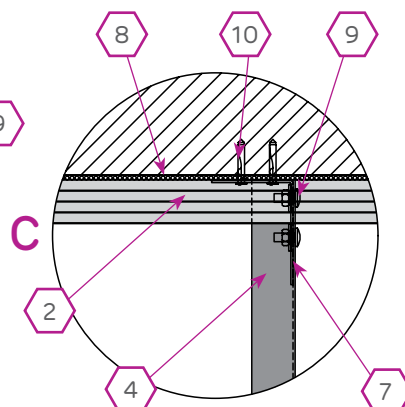
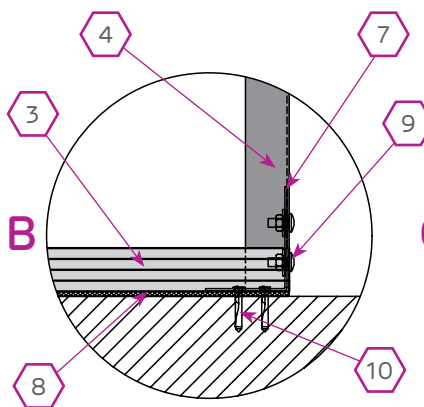
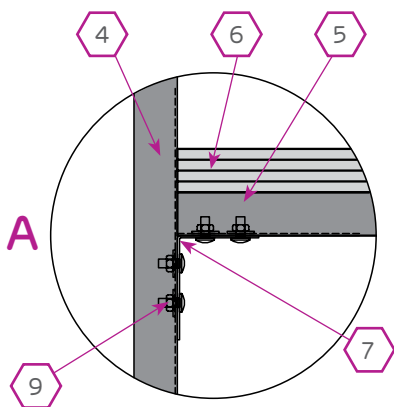
Option 4

It applies only if the following conditions are met:

- ✓ Maximum height of the wall: 650 cm
- ✓ The maximum doorway opening width: 150 cm
- ✓ The maximum weight of the door leaf: 65 kg



- | | |
|--|--|
| 1. Nida Metal CW50/75/100 stud profile | 6. 2x UW50/75/100 profiles arranged back to back |
| 2. Nida Metal UW50/75/100 upper track profile | 7. Corner bracket UA50/75/100 |
| 3. Nida Metal UW50/75/100 lower track profile | 8. Monoadhesive sealing tape |
| 4. Nida Metal UA50/75/100 profile | 9. Metric screw M8 with nut |
| 5. Lintel made from Nida Metal UA50/75/100 profile | 10. Mechanical fastening (*1) (e.g.: dowel DN6) |

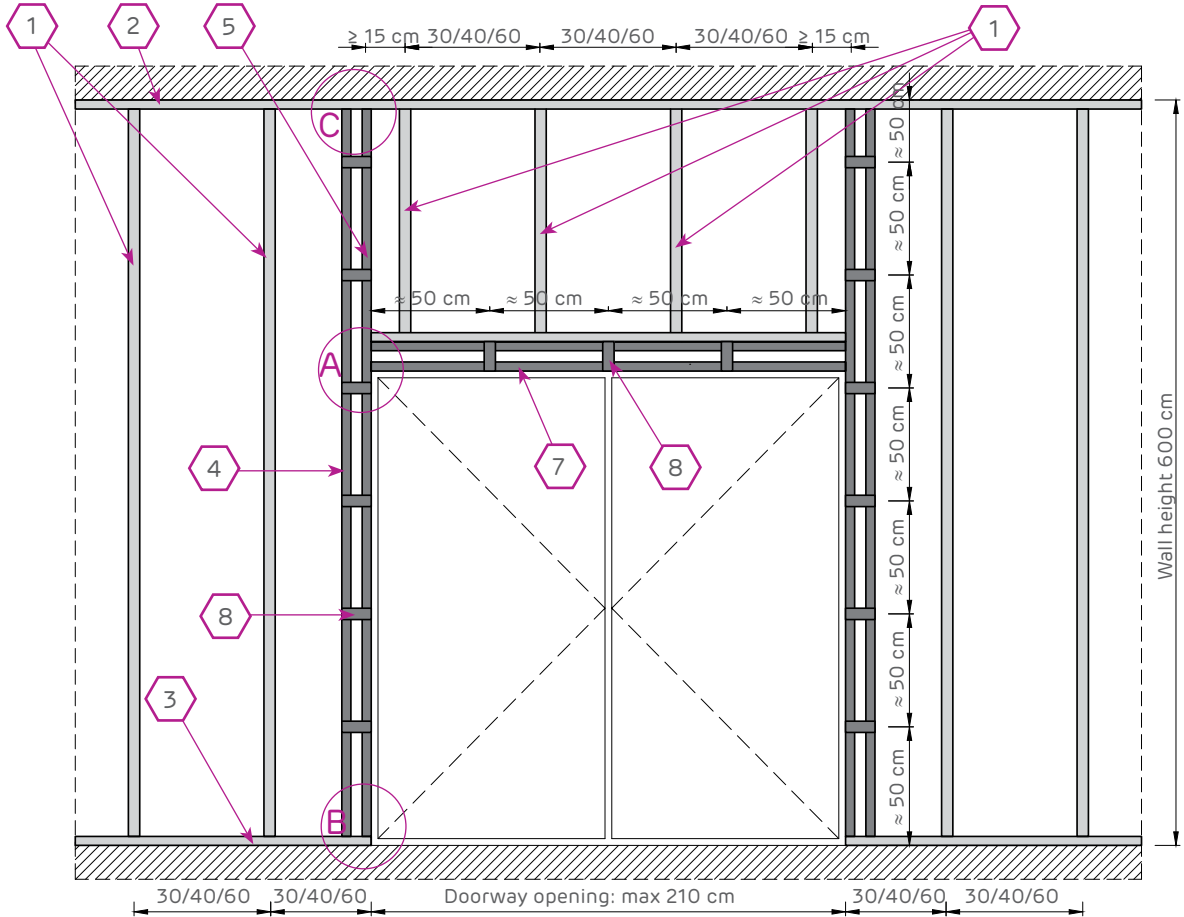


CREATING DOORWAYS

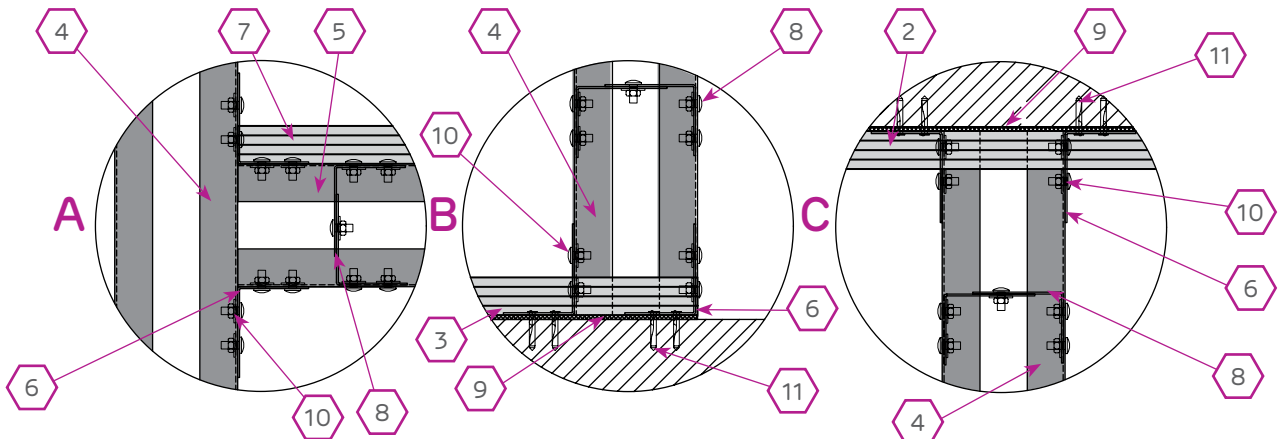
Option 5

It applies only if the following conditions are met:

- ✓ Maximum height of the wall: 600 cm
- ✓ The maximum doorway opening width: 210 cm
- ✓ The maximum weight of the door leaf: 2x100 kg



- | | |
|--|---|
| 1. Nida Metal CW100 stud profile | 7. 2x UW100 profile arranged back to back |
| 2. Nida Metal UW100 upper track profile | 8. 2x brackets UA100 (for fixing UA caisson profiles) |
| 3. Nida Metal UW100 lower track profile | 9. Monoadhesive sealing tape |
| 4. Nida Metal UA100 profile (caisson fixing) | 10. Metric screw M8 with nut |
| 5. Lintel made of Nida Metal 100 profile (caisson) | 11. Mechanical fastening (*1) (e.g.: dowel DN6) |
| 6. Bracket UA100 | |



Configurations for making door frames with Nida Metal profiles

Opening of doorway [cm]	CW	2xCW	UA50	UA75	UA100	2xUA100
max. 90	25 kg*(1)	25 kg(2)				
max. 100	-	-	50 kg	75 kg	100 kg	
max. 120	-	-	40 kg	60 kg	80 kg	
max. 150	-	-	35 kg	50 kg	65 kg	
max. 180	-	-			55 kg(*3)	
max. 210	-	-	-	-	-	2x100 kg(*4)

Notes

(*1) For walls with a maximum height of 260 cm.

(*2) For walls with a maximum height of 300 cm.

(*3) For walls with a maximum height of 400 cm, and a minimum of two layers of plasterboard 2x12.5 mm.

(*4) For walls with a maximum height of 600 cm.

The maximum height of the walls with door frame made of Nida Metal UA profiles is maximum 650 cm.

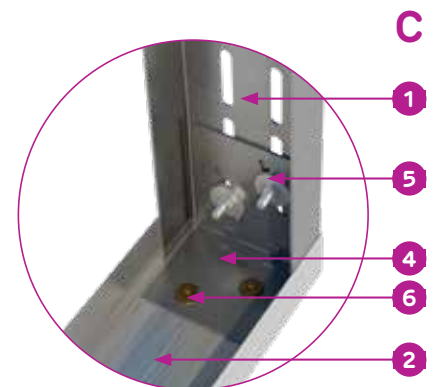

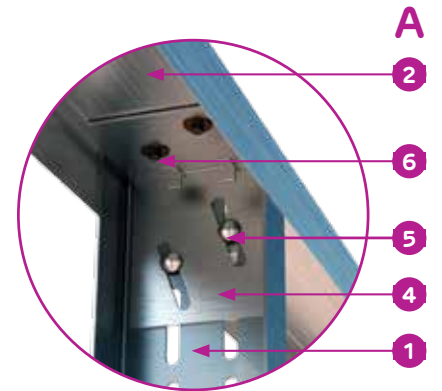
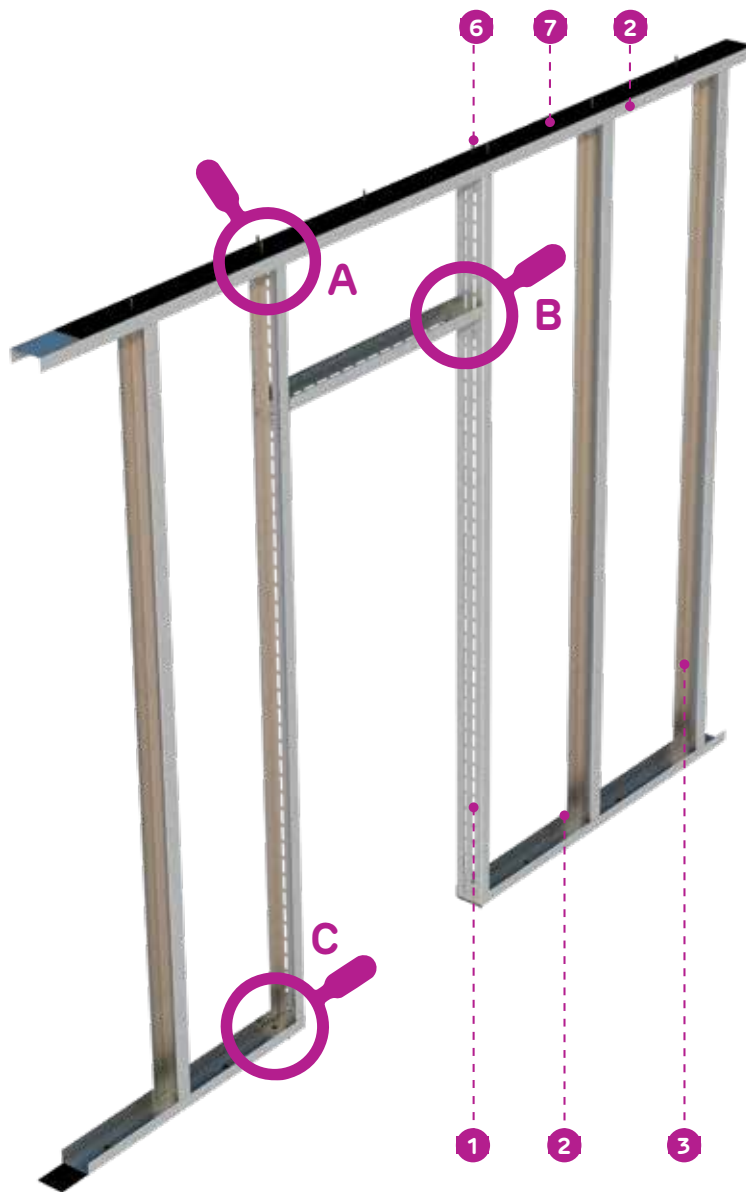
In the case of doors whose characteristics are higher than those in the table above, the SINIAT technical department shall be contacted.



For details, see brochures
**METAL PROFILES FOR
 PLASTERBOARD SYSTEMS**




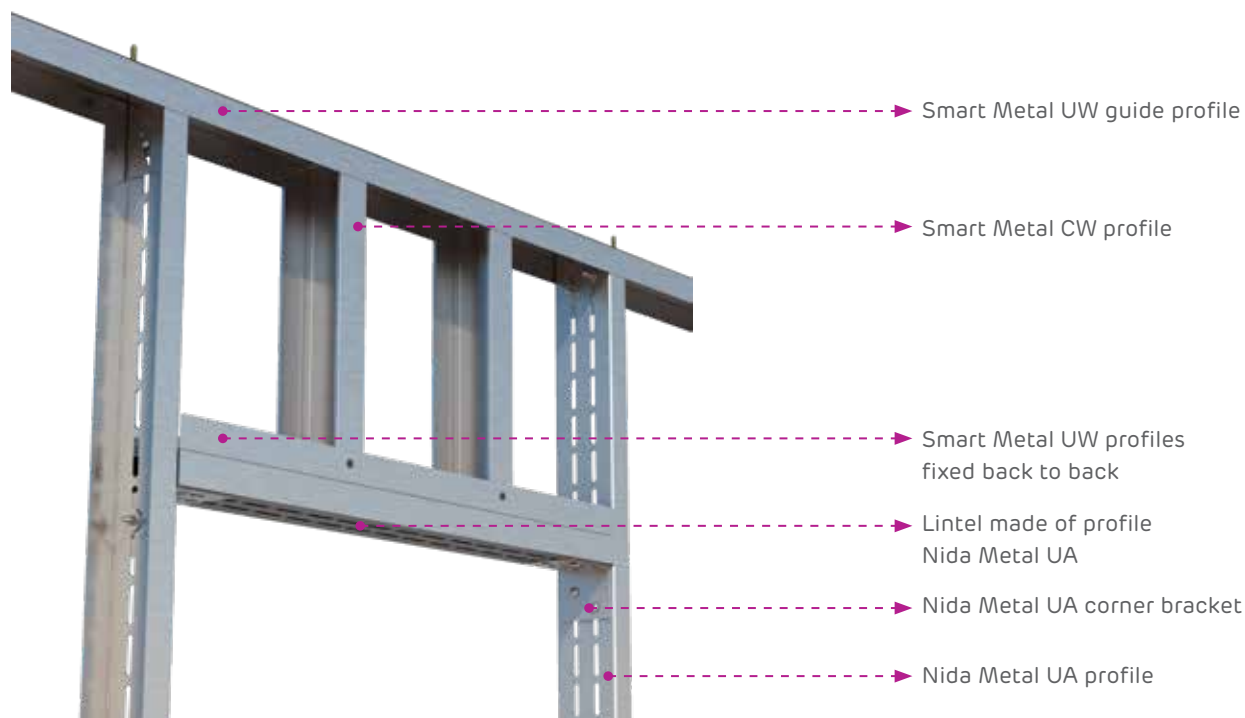
MAKING DOOR FRAMES WITH PROFILES NIDA METAL UA SINIAT



LEGEND

- 1. Nida Metal UA50/75/100 profile
- 2. Nida Metal UW50/75/100 guide profile
- 3. Nida Metal CW50/75/100 stud profile
- 4. Corner bracket UA50/75/100
- 5. Metric screw M8 with nut
- 6. Mechanical fastening (*1) (e.g.: dowel DN6)
- 7. Monoadhesive sealing tape

Detail for closing above the door opening Creating a lintel using Nida Metal UA profile



Profile
Nida Metal UA



Corner bracket
Nida Metal UA




Metric screw
M8 with nut



Metal dowel
DN6

Correct execution of plasterboard cladding in the area of the door gap

In the area of the door opening, to prevent cracks at the joints, the installation of the plasterboards will be done in such a way that there are no horizontal or vertical gaps between the boards, extending along the sides of the door opening.

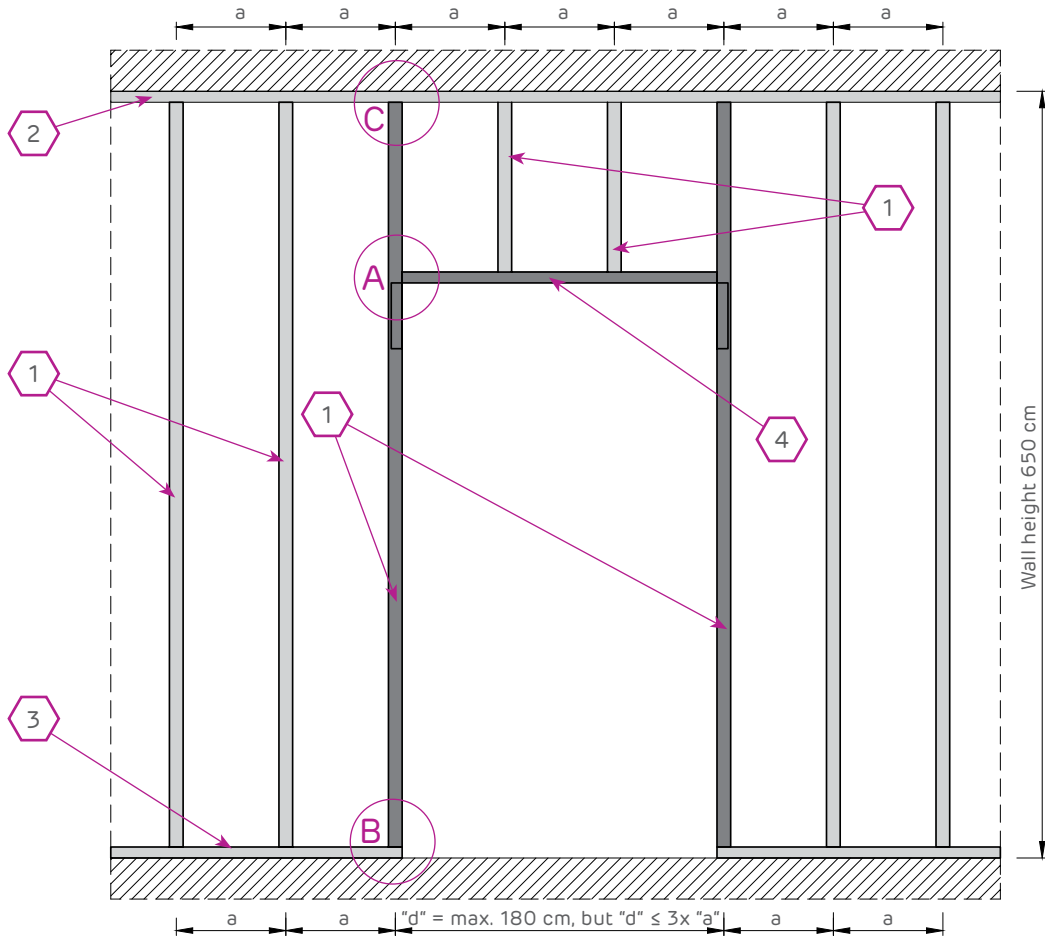


GUIDE FOR CREATING DOORWAYS/OPENINGS FOR WINDOWS, SHOWCASES IN WALLS

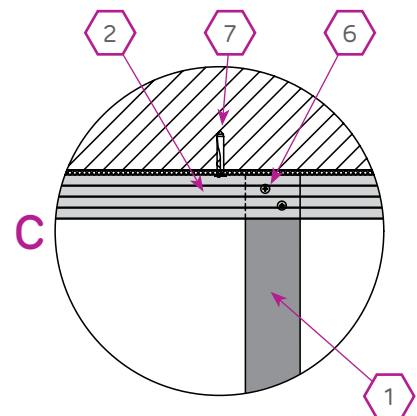
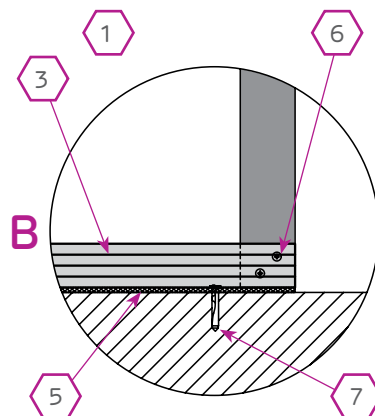
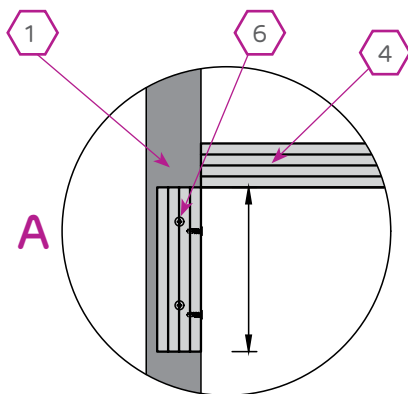
Option 1

It applies only if the following conditions are met:

- ✓ Maximum height of the wall: 650 cm
- ✓ The maximum doorway opening: 80 cm, but not more than $3 \times "a"$



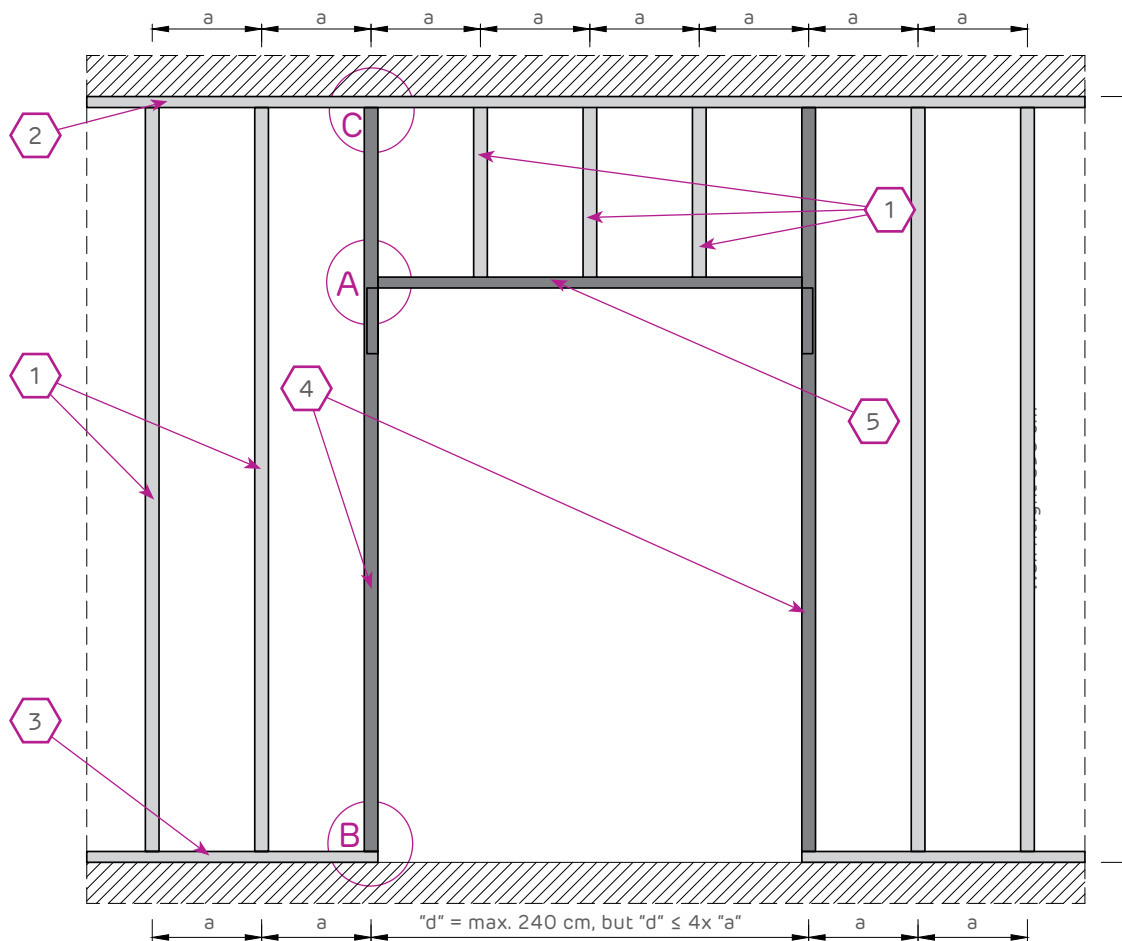
- | | |
|--|--|
| 1. Nida Metal CW50/75/100 stud profile | 5. Monoadhesive sealing tape |
| 2. Nida Metal UW50/75/100 upper track profile | 6. Self-drilling screw 4.2x13 Flat Head |
| 3. Nida Metal UW50/75/100 lower track profile | 7. Mechanical fastening (*1) (e.g.: dowel DN6) |
| 4. Lintel made from Nida Metal UW50/75/100 profile | |



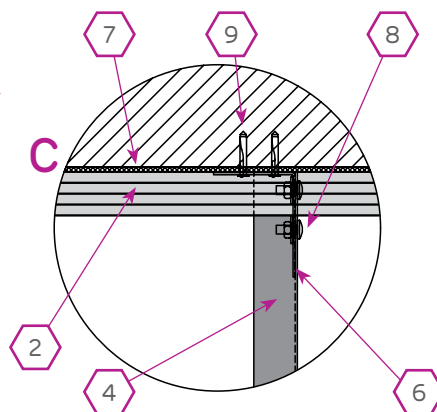
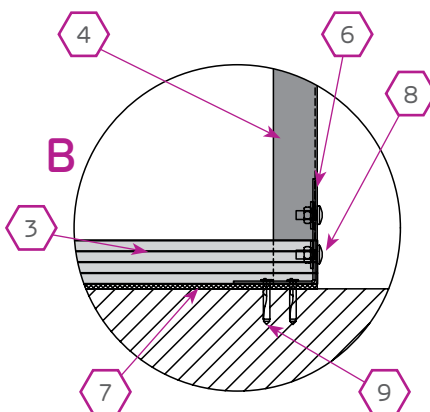
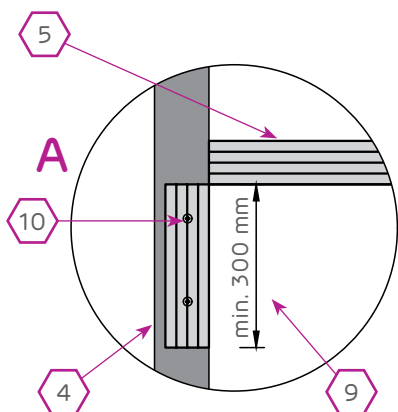
Option 2

It applies only if the following conditions are met:

- ✓ Maximum height of the wall: 650 cm
- ✓ The maximum doorway opening: 240 cm, but not more than 4x "a"



- | | |
|--|---|
| 1. Nida Metal CW50/75/100 stud profile | 6. Corner bracket UA50/75/100 |
| 2. Nida Metal UW50/75/100 upper track profile | 7. Monoadhesive sealing tape |
| 3. Nida Metal UW50/75/100 lower track profile | 8. Metric screw M8 with nut |
| 4. Nida Metal UA50/75/100 profile | 9. Mechanical fastening (*1) (e.g.: dowel DN6) |
| 5. Lintel made from Nida Metal UW50/75/100 profile | 10. Self-drilling screw with a flat head 4.2x13 Flat Head |

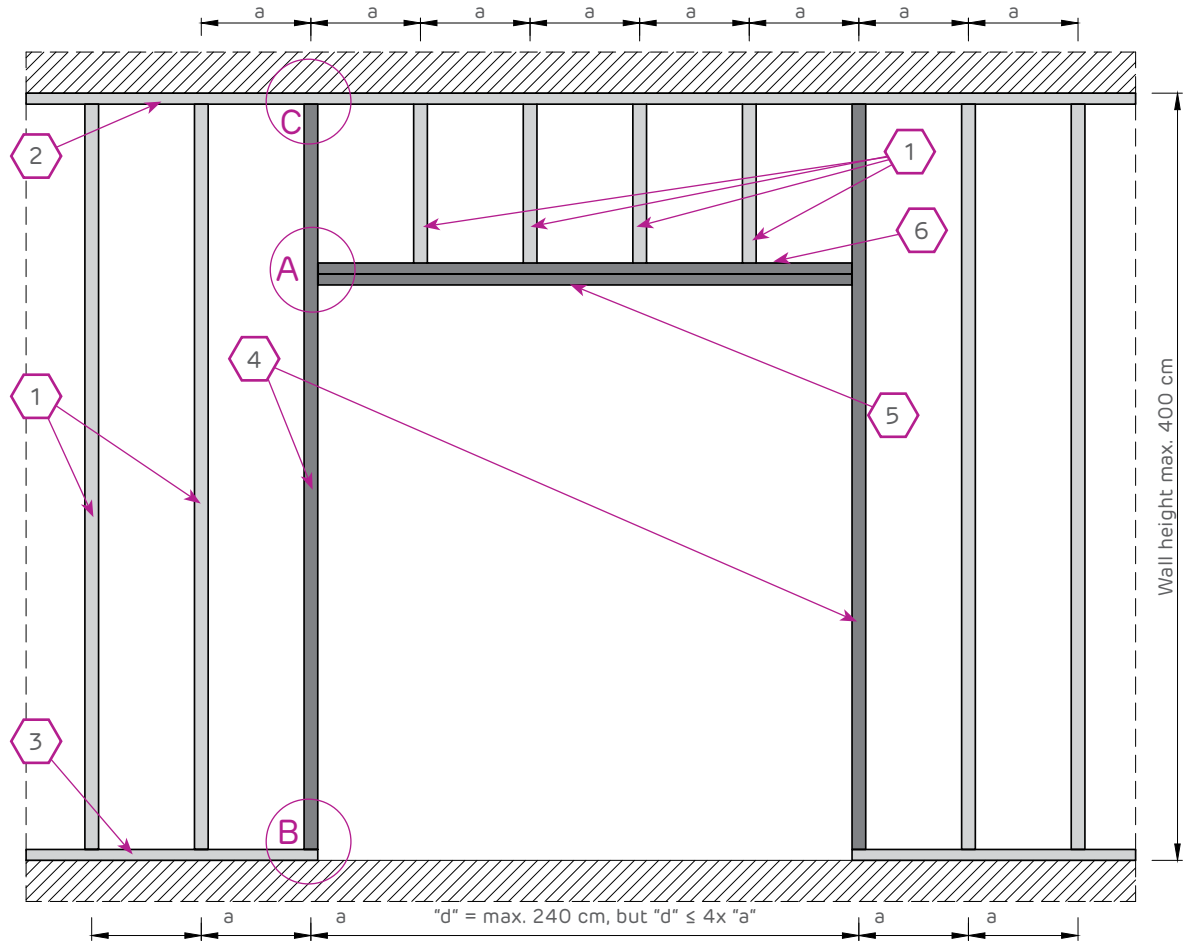


GUIDE FOR CREATING DOORWAYS/ OPENINGS FOR WINDOWS, SHOWCASES IN WALLS

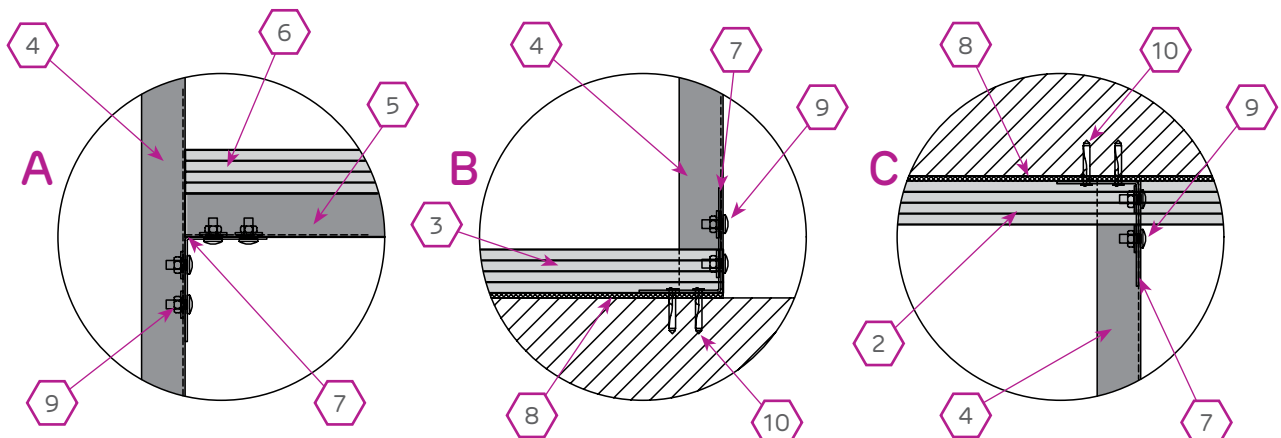
Option 3

It applies only if the following conditions are met:

- ✓ Maximum height of the wall: 400 cm
- ✓ The maximum doorway opening: 300 cm, but not more than $5 \times "a"$



- | | |
|--|--|
| 1. Nida Metal CW50/75/100 stud profile | 6. 2x UW50/75/100 profiles arranged back to back |
| 2. Nida Metal UW50/75/100 upper track profile | 7. Corner bracket UA50/75/100 |
| 3. Nida Metal UW50/75/100 lower track profile | 8. Monoadhesive sealing tape |
| 4. Nida Metal UA50/75/100 profile | 9. Metric screw M8 with nut |
| 5. Lintel made from Nida Metal UA50/75/100 profile | 10. Mechanical fastening (*1) (e.g.: dowel DN6) |



YOU ARE NOT MADE OF CEMENT,
Cementex IS!

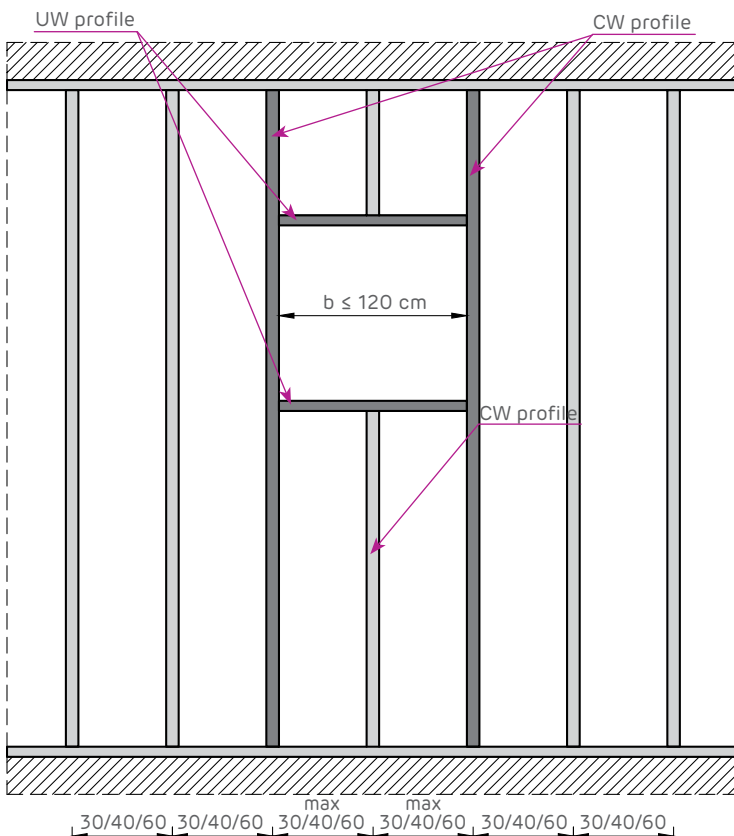
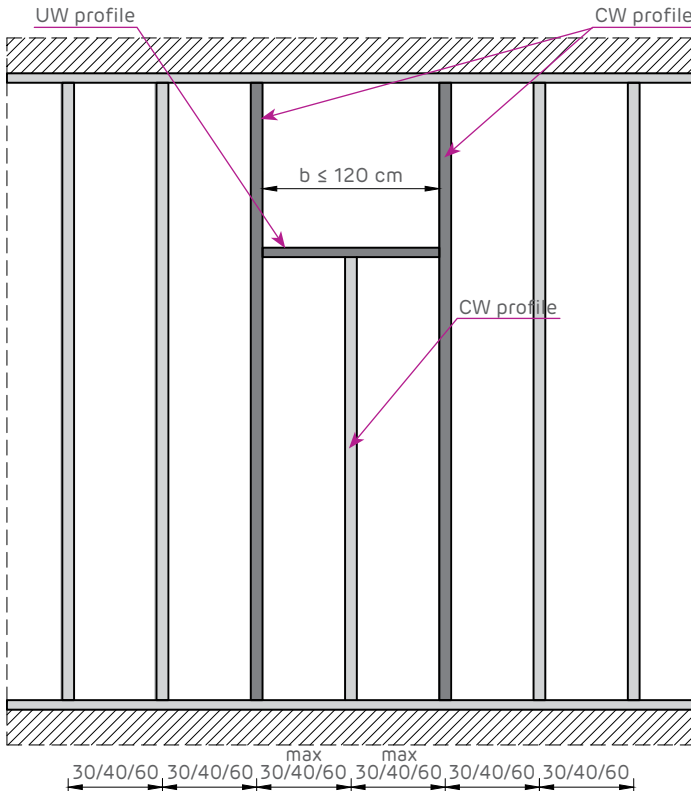


A resistant board for
sensitive areas

GUIDE FOR CREATING PREFRAMES FOR UTILITY PASSAGES THROUGH WALLS


Option 1

This applies only if the maximum opening "b" is no more than 120 cm.



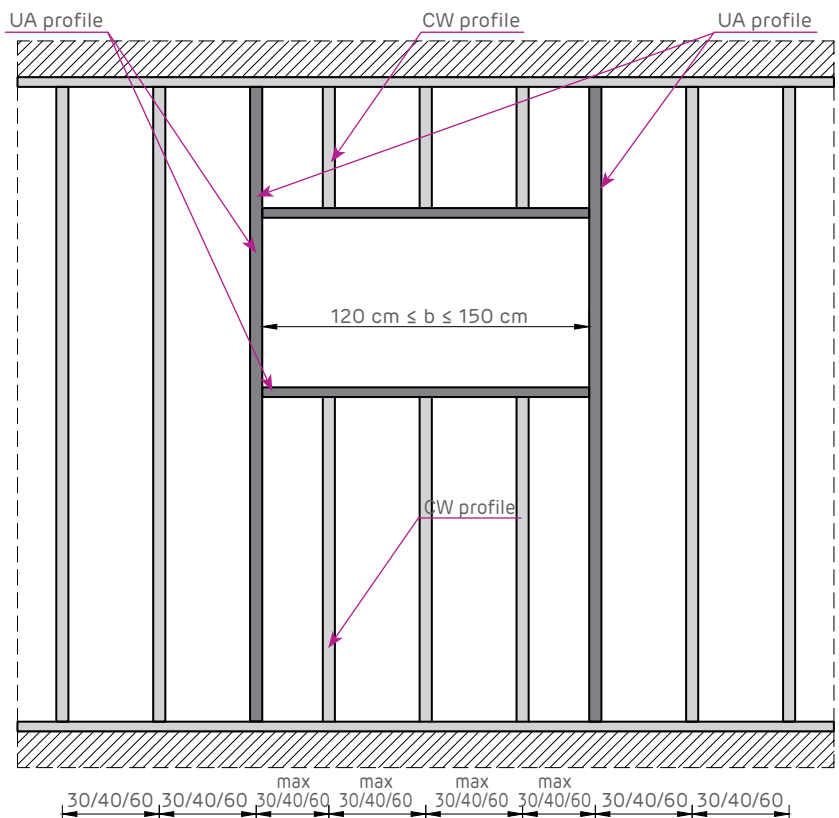
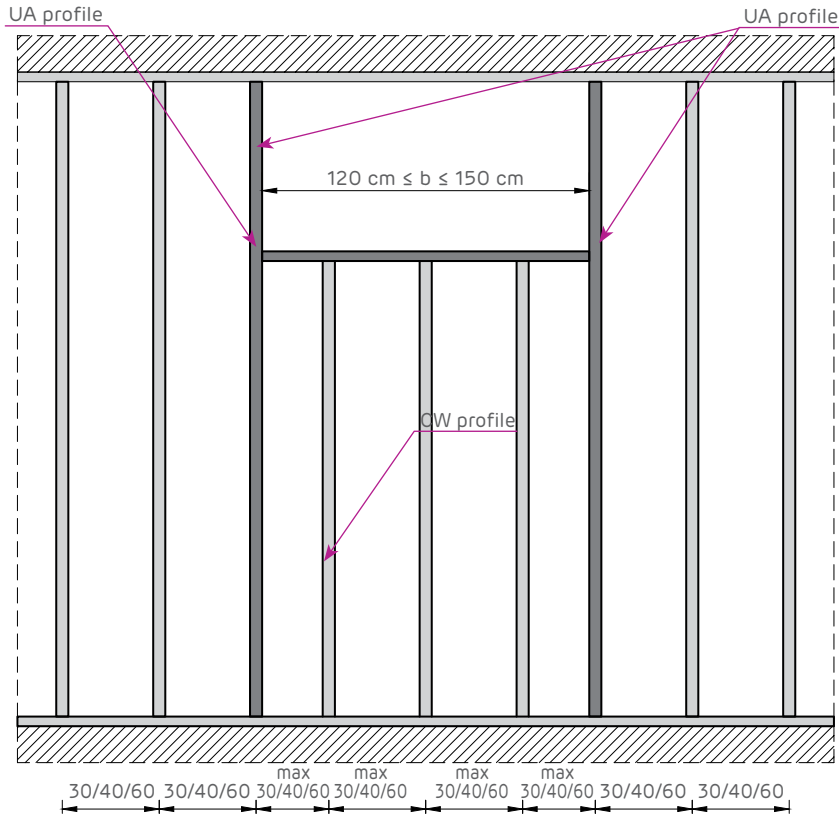
Promat

In the case of fire-resistant walls, solutions that are tested and approved should be provided for the passage areas of installations to maintain the fire performance of the wall (sealing and fire insulation). Promat's portfolio includes a wide range of approved solutions for such applications.





Option 1

This applies only if the maximum opening "b" is no more than 120 cm.

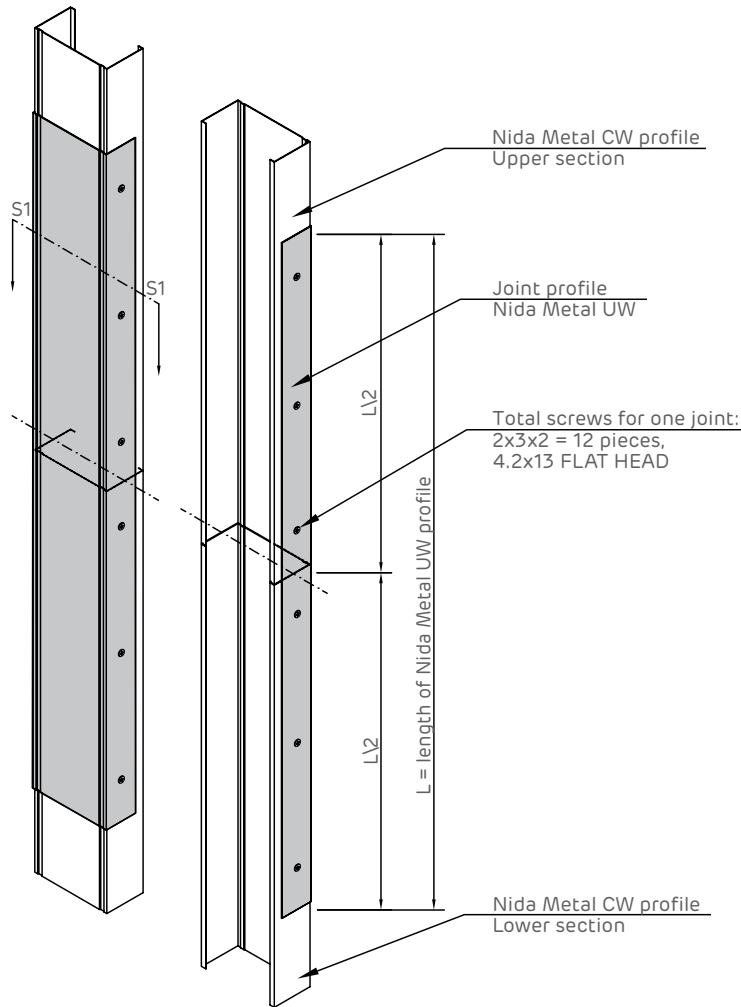


Promat

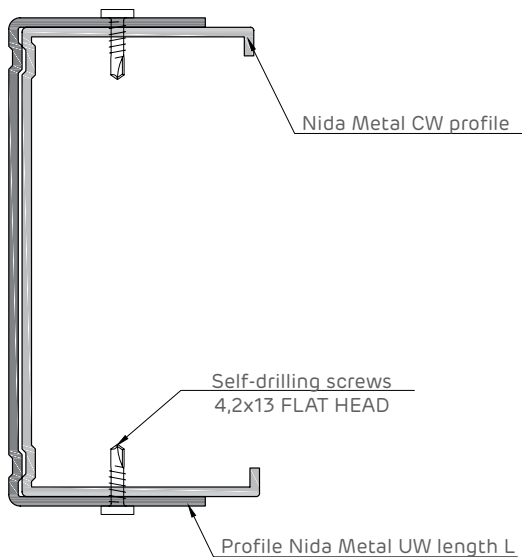


GUIDE FOR EXTENDING CW AND UA STUD PROFILES

Extension of CW stud profiles arranged singly

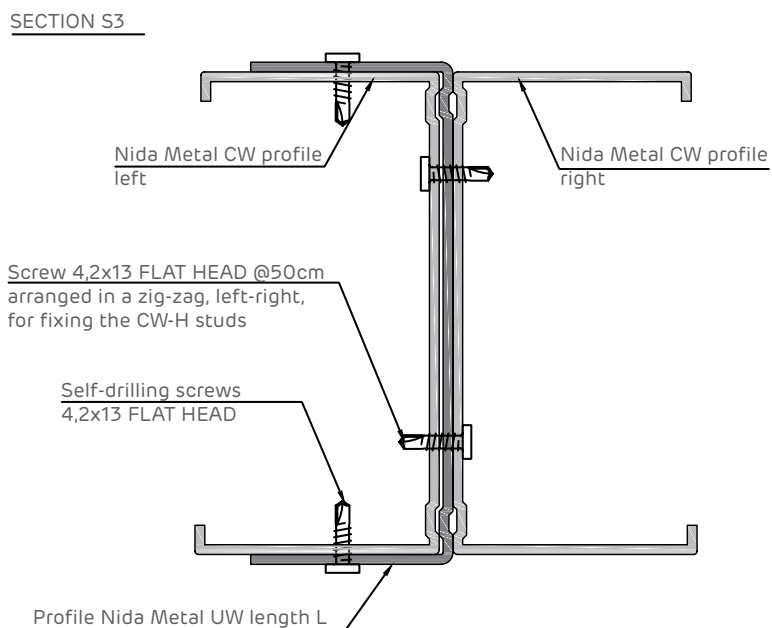
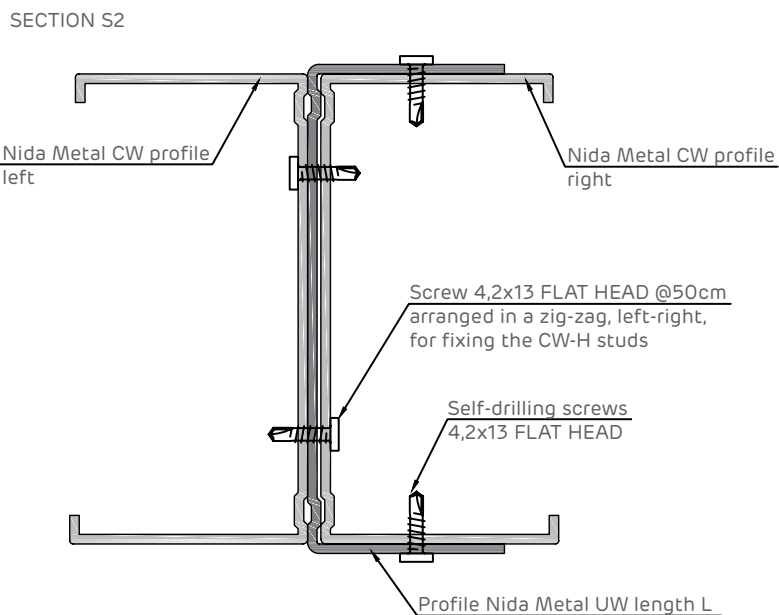
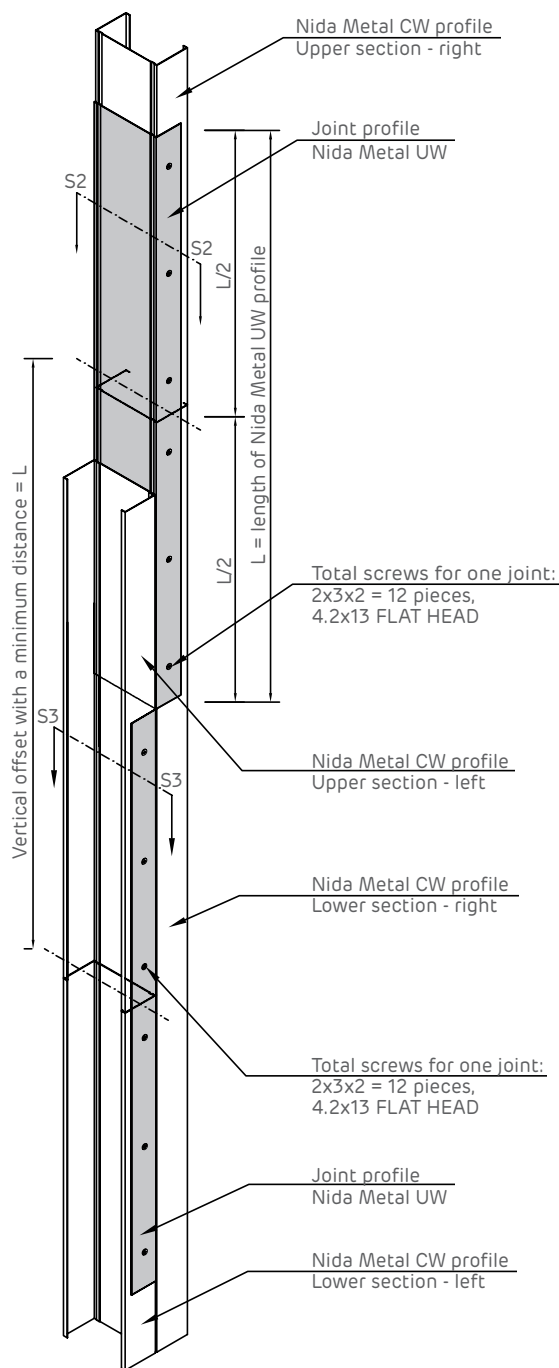


SECTION S1



Nida Metal CW stud profile	Jointed profile Nida Metal UW"	L Length of UW joint profile [mm]
CW50	UW50	1000
CW75	UW75	1500
CW100	UW100	2000

EXTENSION OF CW STUD PROFILES ARRANGED BACK-TO-BACK

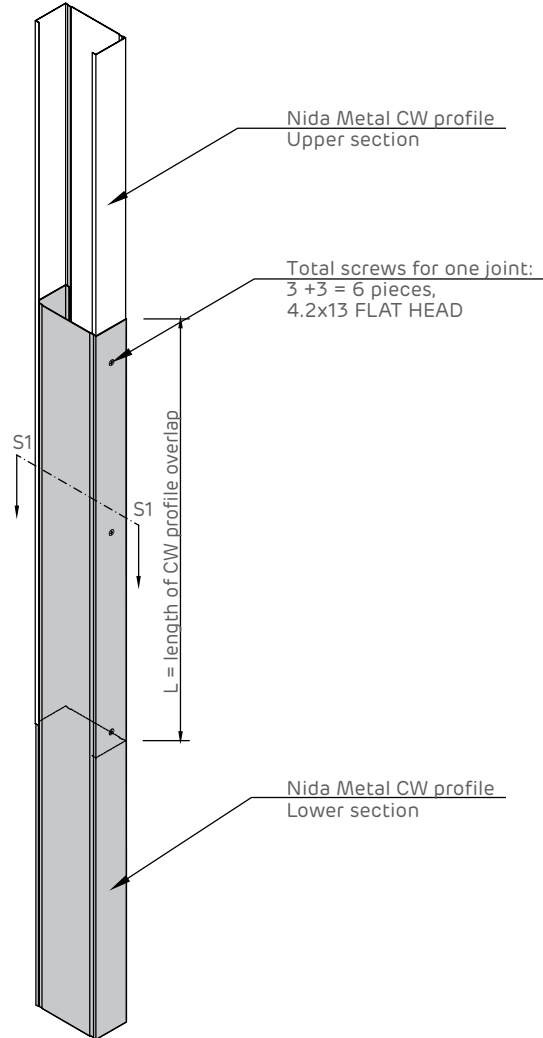


Nida Metal CW stud profile	Jointed profile Nida Metal UW"	L Length of UW joint profile [mm]
CW50	UW50	1000
CW75	UW75	1500
CW100	UW100	2000

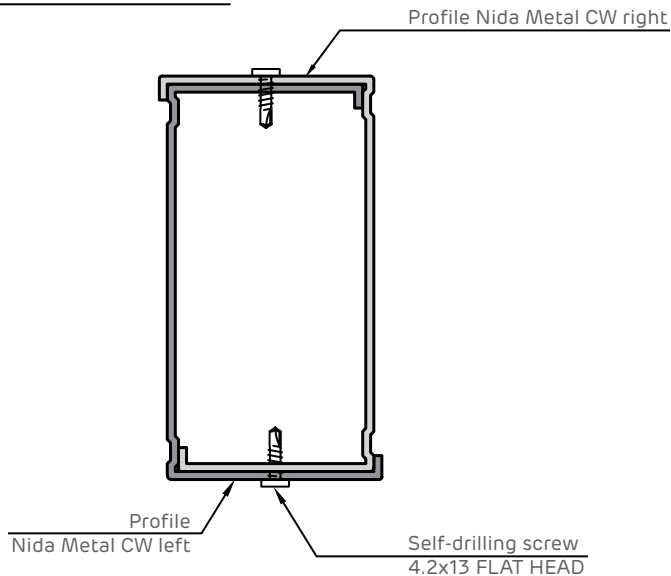


GUIDE FOR EXTENDING CW AND UA STUD PROFILES

Extension of CW stud profiles arranged singly - by boxing



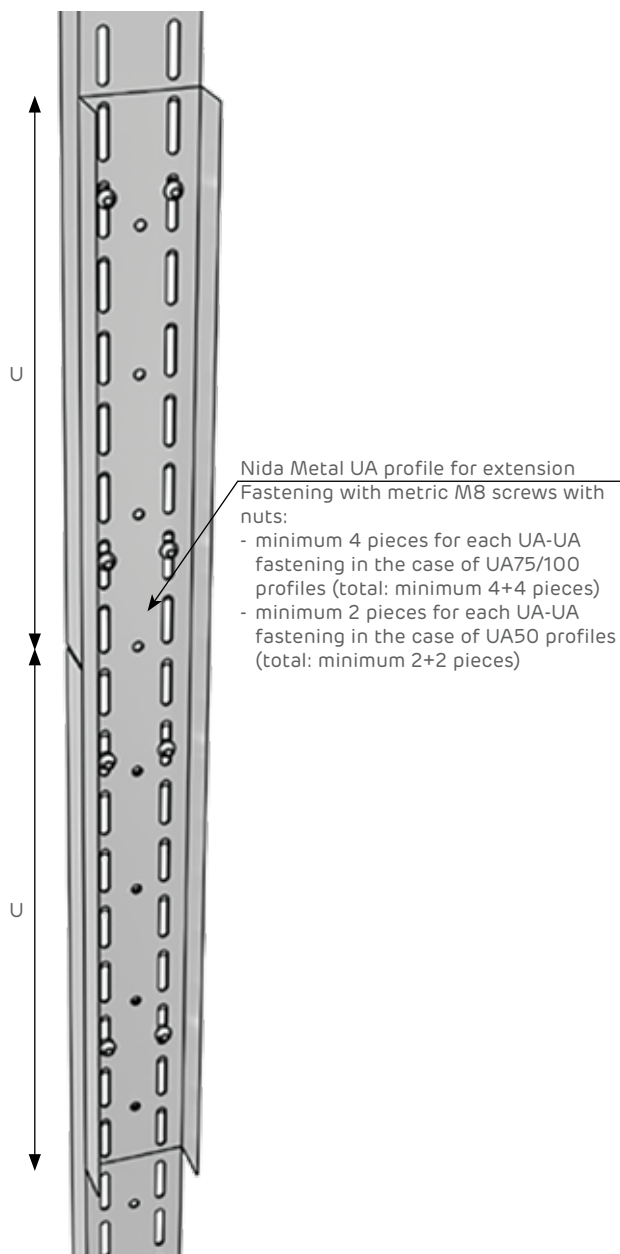
SECTION S1



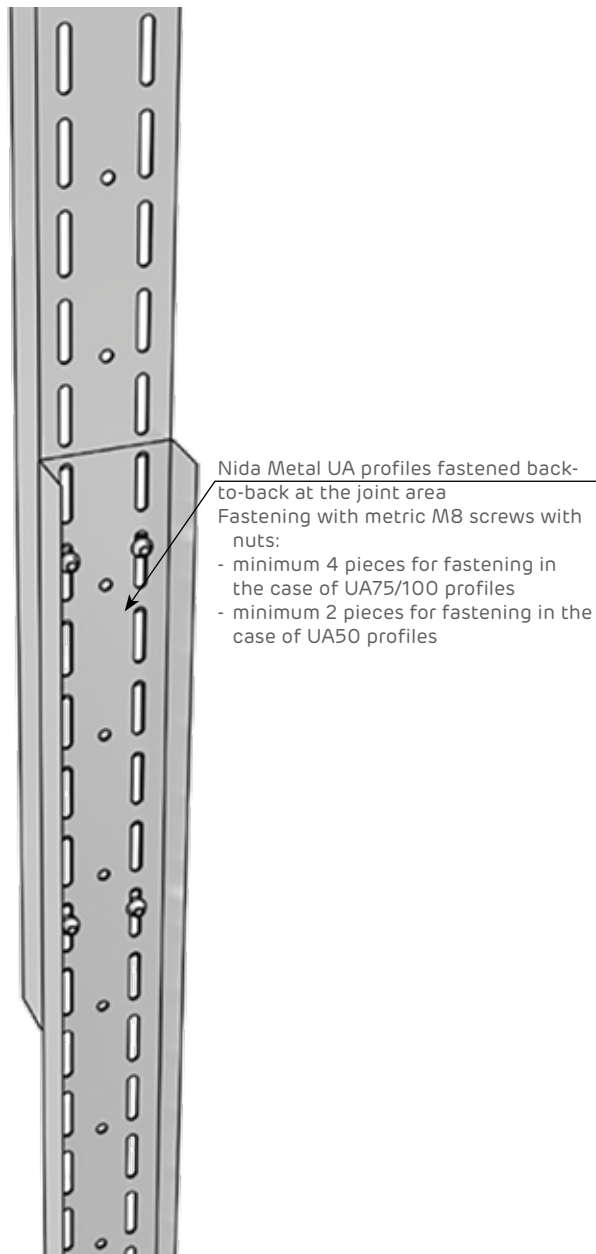
Nida Metal CW stud profile	Length of boxed CW profile overlap [mm]
CW50	500
CW75	750
CW100	1000

EXTENSION OF UA PROFILES

Option 1



Option 2



Nida Metal CW stud profile	U [mm]
UA50	500
UA75	750
UA100	1000



Guide for selecting screws for plasterboard wall systems

We continue to support you with the guide for selecting the types and lengths of screws that are part of the "Fire-resistant plasterboard systems for wall cladding, technical spaces, and elevator shafts."


For fastening Nida Expert Plus, Flam, Hydroflam, and Acoustic boards, the following types of screws are used:

Type of board	Number and thickness of the boards	Number of layer	Self-drilling screw Nida*	Distance [mm]
Nida Expert Plus, Nida Flam, Hydroflam, Acoustic, Nida Hydro Plus, Nida Flam Extra, Resistex	1 x 12,5 mm	Layer I	3.5 x 25 mm	250÷300
	1 x 15,0 mm	Layer I	3.5 x 25 mm	250÷300
	2 x 12,5 mm	Layer I	3.5 x 25 mm	600÷750
		Layer II	3.5 x 35 mm	250÷300
	2 x 15,0 mm	Layer I	3.5 x 25 mm	600÷750
		Layer II	3.5 x 45 mm	250÷300
	3 x 12,5 mm	Layer I	3.5 x 25 mm	600÷750
		Layer II	3.5 x 35 mm	600÷750
		Layer III	3.5 x 55 mm	250÷300
	3 x 15,0 mm	Layer I	3.5 x 25 mm	600÷750
		Layer II	3.5 x 45 mm	600÷750
		Layer III	3.5 x 55 mm	250÷300
	2 x 12,5 mm + 2 x 15,0 mm	Layer I	3.5 x 25 mm	600÷750
		Layer II	3.5 x 35 mm	600÷750
		Layer III	3.5 x 55 mm	600÷750
		Layer IV	4.2 x 70 mm	250÷300
	4 x 12,5 mm	Layer I	3.5 x 25 mm	600÷750
		Layer II	3.5 x 35 mm	600÷750
		Layer III	3.5 x 55 mm	600÷750
		Layer IV	4.2 x 70 mm	250÷300
4 x 15,0 mm	Layer I	3.5 x 25 mm	600÷750	
	Layer II	3.5 x 45 mm	600÷750	
	Layer III	3.5 x 55 mm	600÷750	
	Layer IV	4.2 x 70 mm	250÷300	
5 x 15,0 mm	Layer I	3.5 x 25 mm	600÷750	
	Layer II	3.5 x 45 mm	600÷750	
	Layer III	3.5 x 55 mm	600÷750	
	Layer IV	4.2 x 70 mm	600÷750	
	Layer V	4.2 x 90 mm	250÷300	

For fixing LaDura boards, the following types of screws are used:

Type of board	Number and thickness of the boards	Number of layer	Self-drilling screw Nida*	Distance [mm]
LaDura	2 x 12,5 mm	Layer I	3.9 x 35 mm	600÷750
		Layer II	3.9 x 45 mm	250÷300
	2 x 15,0 mm	Layer I	3.9 x 35 mm	600÷750
		Layer II	3.9 x 45 mm	250÷300
	3 x 12,5 mm	Layer I	3.9 x 35 mm	600÷750
		Layer II	3.9 x 45 mm	600÷750
		Layer III	3.9 x 55 mm	250÷300
	2 x 12,5 mm + 2 x 15,0 mm	Layer I	3.9 x 35 mm	600÷750
		Layer II	3.9 x 45 mm	600÷750
		Layer III	3.9 x 55 mm	600÷750
		Layer IV	4.2 x 70 mm	250÷300
	4 x 12,5 mm	Layer I	3.9 x 35 mm	600÷750
		Layer II	3.9 x 45 mm	600÷750
		Layer III	3.9 x 55 mm	600÷750
		Layer IV	4.2 x 70 mm	250÷300
	4 x 15,0 mm	Layer I	3.9 x 35 mm	600÷750
Layer II		3.9 x 45 mm	600÷750	
Layer III		3.9 x 55 mm	600÷750	
Layer IV		4.2 x 70 mm	250÷300	





Joists treatment and plasterboards finishing

It is made using state-of-the-art Connect tape for joining plasterboards.

Connect joining tapes are used for joining plasterboards on flat surfaces (ceiling or wall) instead of traditional mesh tape with crossed fibers or paper tape. The innovative core formula of the tape provides a strong bond and crack resistance. High-quality materials make it the perfect solution for humid environments where paper tape is not recommended.

Connect tape does not require wetting before use.

The instructions of use can be found on the product datasheet.

Joists with paper tape

- The application is done manually using a 30 cm trowel and a 15 cm spatula.
- Special attention should be given to high temperatures and strongly ventilated spaces during application.
- The application is done by following these steps:
 1. The first coat of material should be applied so that the compound is pressed firmly into the joint;
 2. It is drawn with the trowel along the joint line between the boards, ensuring the compound penetrates inside the joint and eliminates air gaps. This avoids the "pulling" of the compound from the joint after it hardens and dries.
 3. Connect tape, pre-moistened micro-perforated paper tape, or fiberglass mesh tape are applied directly onto the joint compound by pressing with a trowel, ensuring to eliminate air gaps and excess compound from the joint between boards.
 4. After drying, apply a second coat of Nida Profesional jointing plaster, covering the tape and smoothing out any irregularities.
 5. Remove any excess material.
 6. After the second coat has dried, apply the finishing coat.
 7. For achieving exceptional finishes, as the final coat, it is recommended to use Adera Liss finishing plaster.

Mudding the screws

- Apply two or three layers of covering over the screw heads, allowing the plaster to dry after each layer.

Treatment of exterior corners

- This operation is carried out using Comfort Ultra-Modern Corner Tape for interior and exterior corners made of plasterboard.
- Comfort tape is the ideal solution for joining plasterboards arranged at different angles. The optimized folding line shape combined with high tape flexibility ensures easy fit for a variety of angular applications for sharp corners and obturations.
- The Comfort corner tapes are used to form and strengthen the inner and outer corners instead of using aluminum corner profiles. Straight, smooth and strong corners are obtained by using this tape. The tape can be applied at any angle to the inner and outer corners or to the ceiling joint. The innovative formula makes Comfort tape the perfect solution for humid environments where paper tape is not recommended.
- Other methods for treating exterior corners include joining the boards with reinforced tape for corners not exposed to impacts, or using metal corner protection profiles.
- Apply a layer of Nida Profesional jointing plaster on each side of the corner angle.
- Fold the edge of the tape along the highlighted axis, fixing it on the corner so that the two internal aluminum blades will adhere to the board.
- Remove the excess material.
- Let it dry.
- Cover both sides of the corner with Nida Profesional jointing plaster.
- Apply a layer of plaster as a surface finish.

It is made using state-of-the-art Connect tape for joining plasterboards.

Connect joining tapes are used for joining plasterboards on flat surfaces (ceiling or wall) instead of traditional mesh tape with crossed fibers or paper tape. The innovative core formula of the tape provides a strong bond and crack resistance. High-quality materials make it the perfect solution for humid environments where paper tape is not recommended.

Connect tape does not require wetting before use.

The instructions of use can be found on the product datasheet.

Using the drilled metal bracket profile

Apply a layer of Nida Profesional jointing plaster on each side of the corner angle.

Secure the metal corner bead.

Cover both sides with plaster, remove the excess, and let it dry.

Remove any remaining plaster residue and apply a layer of jointing plaster for the final surface finish.


The treatment of interior corners is done using Comfort Tape (see treatment for exterior corners).

Another method for treating interior corners is using micro-perforated paper tape, as follows:

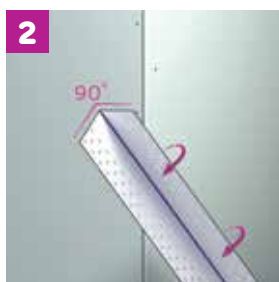
Apply a layer of Nida Profesional jointing plaster on each side of the angle formed by the boards.

Fold the micro-perforated tape along the highlighted axis and secure it with a trowel.


Finish with the trowel first on one side, allowing it to dry, then on the other side.



1 Cut the tape to the required length



2 Fold the tape along the perforation at a 90° angle or as needed



3 Apply a thin layer of jointing plaster and adhere the tape with the face towards the corner



4 To remove excess compound and air bubbles, use a spatula



5 Apply a thin layer of jointing plaster to the top of the tape and wait until it is completely dry, sand the dry surface using a sandpaper with min. 200



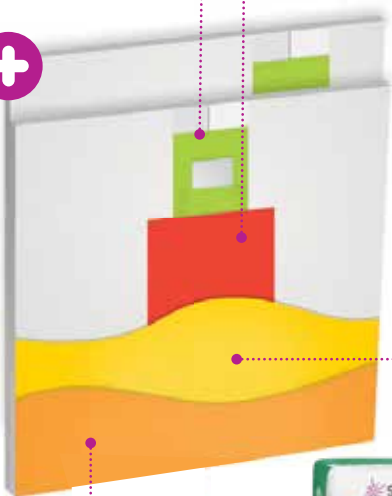
Finishing plasterboards

Q1 = joint compound + joint tape

Q2 = Q1 + 20 cm left and right of the applied tapes

Q3 = Q2 + 1 layer of plaster over the entire surface of the board

Q4 = Q3 + 1 layer of ultra-fine plaster over the entire surface of the board



In construction, there are four levels of finishing for plasterboards, noted from Q1 to Q4. These are characterized by the following aspects:

Finishing level

Level Q1 finishing refers to plasterboard surfaces with no aesthetic requirements (prepared substrate for ceramic tiling, for example).

Level Q1 finishing includes filling the joints between plasterboards, sealing the joints with adjacent elements, covering screw heads, and cavities.

Level Q2 finishing is the finishing level where joints are leveled and sanded to create a smooth surface with plasterboards visible under standard lighting conditions. When surfaces are illuminated parallel to the wall surface, joints can be visible due to different textures and the absorption of the board, as well as the protrusions of perpendicular joints.

The phenomenon is more visible when glossy paints are used and it is dark. The basic finishing is similar to that of level Q1 finishing. The plaster applications are finished until the joints are flush with the surface of the board.

Level Q3 finishing is necessary in case of surfaces with high aesthetic requirements. The visible negative effects under unfavorable lighting are minimal, but cannot be completely ruled out.

The finishing level includes basic finishing similar to that of level Q1 finishing and finishing the entire surface with a minimum 1 mm layer, aimed at uniformizing the entire surface, texture, and absorption level of the entire wall.

Level Q4 finishing is applied to surfaces with the highest aesthetic requirements, involving complete removal of visible joints, regardless of lighting conditions. It includes basic finishing similar to that of level Q1 finishing and covering the entire surface with a thin layer of up to 3 mm of modeling plaster.

Details in usage



joint compound +
joining tape



Q1 + 20 cm left and - right
of the applied tapes



Q2 + 1 layer of plaster
over the entire surface of the board



Q3 + 1 layer of ultra-fine plaster
over the entire surface of the board



For fire-resistant plasterboard systems, when treating the joints at the final visible layer of the board, it is mandatory to use Siniat fiberglass tape.



DISTRIBUTIVE WALLS MADE OF SINIAT PLASTERBOARD TYPE D WITH A SINGLE ROW OF PROFILES

Distributive wall EI30	62
Distributive wall EI45	66
Distributive wall EI60	68
Distributive wall EI90	74
Distributive wall EI120	80
Distributive wall EI180	84
Material consumption sheet for single-layered D-wall	88
Material consumption sheet for double-layered D-wall	89
Material consumption sheet for triple-layered D-wall	90



Distributive wall EI30 - SINGLE-LAYERED



Fire resistance

30



Acoustic insulation
Rw ≤ 46 dB



Maximum height
8.00 m



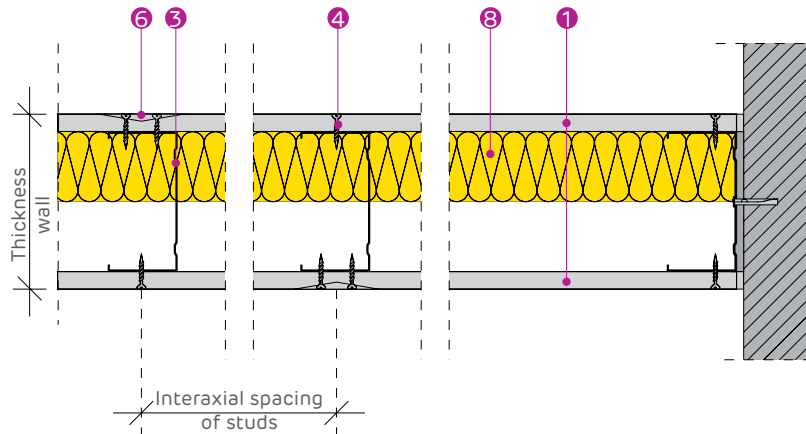
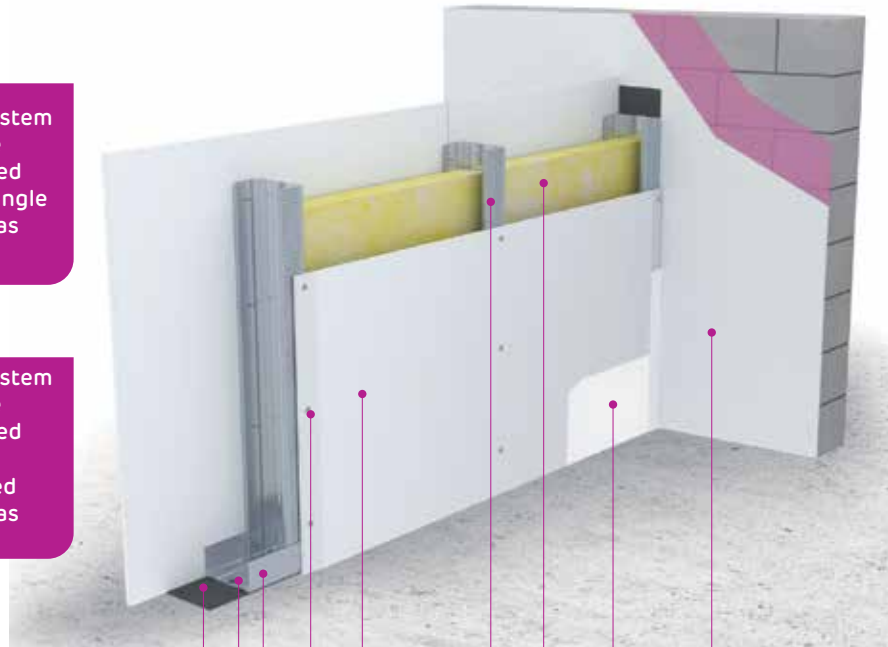
Technical Approval



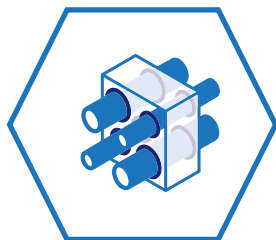
The system can be installed with single studs as well.



The system can be installed with doubled studs as well.



PROMAT'S APPROVED SOLUTIONS FOR PENETRATIONS THROUGH FIRE-RESISTANT WALLS



- 1 NIDA EXPERT PLUS 12.5 BOARD
- 2 NIDA METAL UW PROFILE
- 3 NIDA METAL CW PROFILE
- 4 SELF-TAPPING SCREW 212
- 5 MECHANICAL FIXING
- 6 JOINTING TAPE & NIDA PROFESSIONAL JOINTING PLASTER WITH MEDIUM SETTING TIME
- 7 NIDA SYSTEM SINGLE-SIDED SEALING TAPE
- 8 MINERAL WOOL (OPTIONAL)
- 9 ADERA LISS FINISHING PLASTER
- 10 ADERA FYBRO PLASTER AND ADERA LISS FINISHING PLASTER



selector.promat.com

SYSTEM CONFIGURATIONS AND PERFORMANCES								
SINIAT system code	Nida Metal profile		Type, number, and thickness of SINIAT boards on each side of the wall		Wall thickness [mm]	Weight ⁽¹⁾ [kg/m ²]	Acoustic insulation ⁽²⁾	Maximum height [m]
	Profile type	Interax [mm]	Plasterboard type	Number of layers and thickness of boards			Rw [dB]	
D75CW50-600/Expert Plus	CW50	600	Nida Expert Plus	1x12.5	75	20.5	40	3.25
D75CW50-400/Expert Plus	CW50	400	Nida Expert Plus	1x12.5	75	21.3	40	4.25
D75CW50-300/Expert Plus	CW50	300	Nida Expert Plus	1x12.5	75	21.8	40	4.94
D75CW50-H-600/Expert Plus	2xCW50	600	Nida Expert Plus	1x12.5	75	22.2	40	4.25
D75CW50-H-400/Expert Plus	2xCW50	400	Nida Expert Plus	1x12.5	75	23.6	40	4.50
D75CW50-H-300/Expert Plus	2xCW50	300	Nida Expert Plus	1x12.5	75	24.6	40	4.94
D100CW75-600/Expert Plus	CW75	600	Nida Expert Plus	1x12.5	100	22.3	43	4.50
D100CW75-400/Expert Plus	CW75	400	Nida Expert Plus	1x12.5	100	22.9	43	6.00
D100CW75-300/Expert Plus	CW75	300	Nida Expert Plus	1x12.5	100	23.5	43	7.00
D100CW75-H-600/Expert Plus	2xCW75	600	Nida Expert Plus	1x12.5	100	23.8	43	6.75
D100CW75-H-400/Expert Plus	2xCW75	400	Nida Expert Plus	1x12.5	100	25.5	43	7.00
D100CW75-H-300/Expert Plus	2xCW75	300	Nida Expert Plus	1x12.5	100	27.0	43	7.00
D125CW100-600/Expert Plus	CW100	600	Nida Expert Plus	1x12.5	125	23.4	46	5.00
D125CW100-400/Expert Plus	CW100	400	Nida Expert Plus	1x12.5	125	24.0	45	6.50
D125CW100-300/Expert Plus	CW100	300	Nida Expert Plus	1x12.5	125	25.2	45	8.00
D125CW100-H-600/Expert Plus	2xCW100	600	Nida Expert Plus	1x12.5	125	25.5	46	7.75
D125CW100-H-400/Expert Plus	2xCW100	400	Nida Expert Plus	1x12.5	125	28.4	45	8.00
D125CW100-H-300/Expert Plus	2xCW100	300	Nida Expert Plus	1x12.5	125	29.4	45	8.00

CLASSIFICATION OF SINIAT BOARDS BASED ON THEIR FIELD OF USE									
Use in the system ...	Siniat board								
	Expert+	Hydro+	Acoustic	Flam	Flam Extra	Hydroflam	Resistex	LaDura	Aquaboard
inside buildings in spaces without exposure to humidity ^(*)	****	****	****	****	****	****	****	****	****
inside buildings in spaces with moderate exposure to humidity ^(*)	-	****	-	-	-	****	****	****	****
inside buildings in spaces with high exposure to humidity ^(*)	-	-	-	-	-	-	-	****	****
inside buildings in spaces with excessive exposure to humidity ^(*)	-	-	-	-	-	-	-	-	****
with fire resistance	***	***	***	****	****	****	****	****	****
with acoustic insulation performance	***	***	****	****	****	****	****	****	****
exposed to the exterior of the building in external environmental conditions (facade)	-	-	-	-	-	-	-	-	****
with mechanical resistance	**	**	**	***	****	***	****	****	***
with burglary resistance ^(**)	*	*	*	*	*	*	****	*	*

(*) Spaces without exposure to humidity are considered rooms with air humidity levels below 60%; moderate humidity: bathrooms and kitchens; high humidity: showers, changing rooms, laundries, industrial kitchens; excessive humidity: swimming pools, saunas, spa areas

(**) Siniat's anti-burglary systems are made with Resistex boards. Anti-burglary walls can be constructed using Resistex boards together with other Siniat boards, depending on performance requirements (RC2 class, acoustic insulation, fire resistance, etc.).

Notes

(1) The weight of the systems is calculated for the maximum height according to the table, and includes in the calculation mineral wool and finishing plaster for Q4 level.

(2) The values of sound insulation indices are determined based on laboratory tests and extrapolated using dedicated calculation programs. The mineral wool considered in determining the values in the table has a thickness of 50 mm and a minimum density of 10 kg/m³.

● The board **Nida Expert Plus** can be substituted with the following boards: **Nida Hydro Plus**, **Nida Acoustic**, **Nida Flam**, **Nida Hydroflam**, **Nida Flam Extra**, **Resistex**, **LaDura**, **Aquaboard**.

● Alternatively to **Nida PROFESIONAL**, ready-made plaster can be used for joint treatment, such as **Nida MULTI TASK**.

● Alternatively to **Adera LISS** ready-made plaster can be used for finishing plasterboards (Q4 level), such as **Nida MULTI TASK**.

For the material consumption table, refer to the Material Consumption Sheet on page 88.

Access **the professional plasterboard system calculator Sinc** and generate the material consumption and associated costs according to the project specifications.

Distributive wall EI30 - SINGLE-LAYERED

Acoustic performance

Fire resistance
30

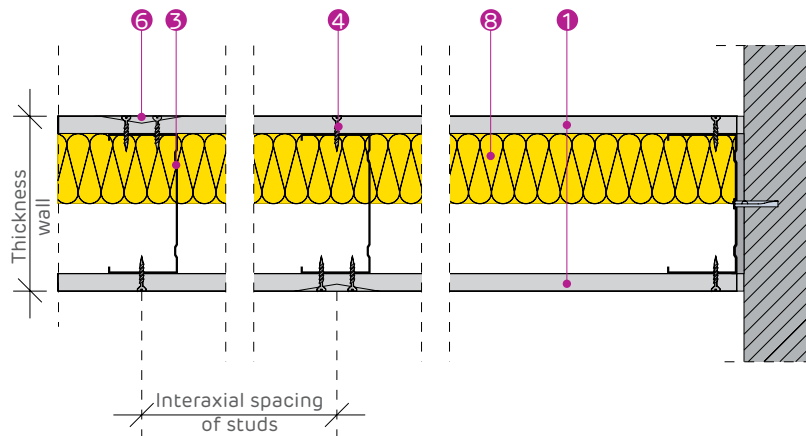
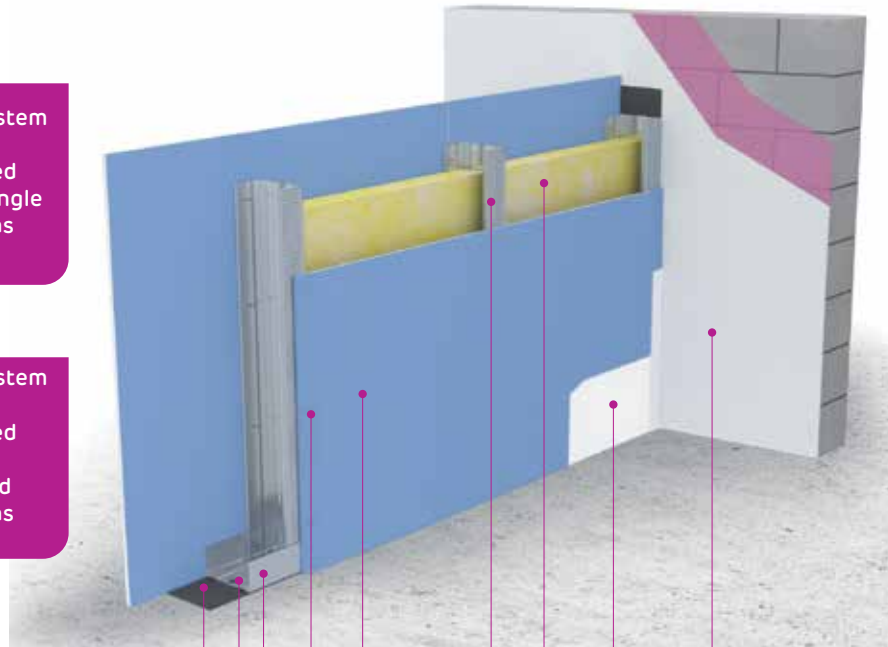
Acoustic insulation
 $R_w \leq 48$ dB

Maximum height
8.00 m

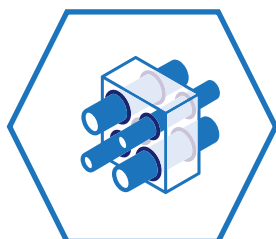
Technical Approval

The system can be installed with single studs as well.

The system can be installed with doubled studs as well.



PROMAT'S APPROVED SOLUTIONS FOR PENETRATIONS THROUGH FIRE-RESISTANT WALLS



- 1 NIDA ACUSTIC 12.5 BOARD
- 2 NIDA METAL UW PROFILE
- 3 NIDA METAL CW PROFILE
- 4 SELF-TAPPING SCREW 212
- 5 MECHANICAL FIXING
- 6 JOINTING TAPE & NIDA PROFESSIONAL JOINTING PLASTER WITH MEDIUM SETTING TIME
- 7 NIDA SYSTEM SINGLE-SIDED SEALING TAPE
- 8 MINERAL WOOL (OPTIONAL)
- 9 ADERA LISS FINISHING PLASTER
- 10 ADERA FYBRO PLASTER AND ADERA LISS FINISHING PLASTER



selector.promat.com

SYSTEM CONFIGURATIONS AND PERFORMANCES

SINIAT system code	Nida Metal profile		Type, number, and thickness of SINIAT boards on each side of the wall		Wall thickness [mm]	Weight ⁽¹⁾ [kg/m ²]	Acoustic insulation ⁽²⁾	Maximum height [m]
	Profile type	Interax [mm]	Plasterboard type	Number of layers and thickness of boards			Rw [dB]	
D75CW50-600/Acoustic	CW50	600	Nida Acoustic	1x12.5	75	26.5	44	3.25
D75CW50-400/Acoustic	CW50	400	Nida Acoustic	1x12.5	75	27.3	43	4.25
D75CW50-300/Acoustic	CW50	300	Nida Acoustic	1x12.5	75	27.8	43	4.94
D75CW50-H-600/Acoustic	2xCW50	600	Nida Acoustic	1x12.5	75	28.2	44	4.25
D75CW50-H-400/Acoustic	2xCW50	400	Nida Acoustic	1x12.5	75	29.6	43	4.50
D75CW50-H-300/Acoustic	2xCW50	300	Nida Acoustic	1x12.5	75	30.6	43	4.94
D100CW75-600/Acoustic	CW75	600	Nida Acoustic	1x12.5	100	28.3	46	4.50
D100CW75-400/Acoustic	CW75	400	Nida Acoustic	1x12.5	100	28.9	46	6.00
D100CW75-300/Acoustic	CW75	300	Nida Acoustic	1x12.5	100	29.5	45	7.00
D100CW75-H-600/Acoustic	2xCW75	600	Nida Acoustic	1x12.5	100	29.8	46	6.75
D100CW75-H-400/Acoustic	2xCW75	400	Nida Acoustic	1x12.5	100	31.5	46	7.00
D100CW75-H-300/Acoustic	2xCW75	300	Nida Acoustic	1x12.5	100	33	45	7.00
D125CW100-600/Acoustic	CW100	600	Nida Acoustic	1x12.5	125	29.4	48	5.00
D125CW100-400/Acoustic	CW100	400	Nida Acoustic	1x12.5	125	30	47	6.50
D125CW100-300/Acoustic	CW100	300	Nida Acoustic	1x12.5	125	31.2	46	8.00
D125CW100-H-600/Acoustic	2xCW100	600	Nida Acoustic	1x12.5	125	31.5	48	7.75
D125CW100-H-400/Acoustic	2xCW100	400	Nida Acoustic	1x12.5	125	34.4	47	8.00
D125CW100-H-300/Acoustic	2xCW100	300	Nida Acoustic	1x12.5	125	35.4	46	8.00

CLASSIFICATION OF SINIAT BOARDS BASED ON THEIR FIELD OF USE

Use in the system ...	Siniat board								
	Expert+	Hydro+	Acoustic	Flam	Flam Extra	Hydroflam	Resistex	LaDura	Aquaboard
inside buildings in spaces without exposure to humidity ^(*)	****	****	****	****	****	****	****	****	****
inside buildings in spaces with moderate exposure to humidity ^(*)	-	****	-	-	-	****	****	****	****
inside buildings in spaces with high exposure to humidity ^(*)	-	-	-	-	-	-	-	****	****
inside buildings in spaces with excessive exposure to humidity ^(*)	-	-	-	-	-	-	-	-	****
with fire resistance	***	***	***	****	****	****	****	****	****
with acoustic insulation performance	***	***	****	****	****	****	****	****	****
exposed to the exterior of the building in external environmental conditions (facade)	-	-	-	-	-	-	-	-	****
with mechanical resistance	**	**	**	***	****	***	****	****	***
with burglary resistance ^(**)	*	*	*	*	*	*	****	*	*

(*) Spaces without exposure to humidity are considered rooms with air humidity levels below 60%; moderate humidity: bathrooms and kitchens; high humidity: showers, changing rooms, laundries, industrial kitchens; excessive humidity: swimming pools, saunas, spa areas

(**) Siniat's anti-burglary systems are made with Resistex boards. Anti-burglary walls can be constructed using Resistex boards together with other Siniat boards, depending on performance requirements (RC2 class, acoustic insulation, fire resistance, etc.).

Notes

(1) The weight of the systems is calculated for the maximum height according to the table, and includes in the calculation mineral wool and finishing plaster for Q4 level

(2) The values of sound insulation indices are determined based on laboratory tests and extrapolated using dedicated calculation programs. The mineral wool considered in determining the values in the table has a thickness of 50 mm and a minimum density of 10 kg/m³.

- In spaces with humidity and acoustic insulation requirements, **Nida Acoustic** can only be substituted by: **Nida Hydroflam**, **Resistex**, **LaDura**, **Aquaboard**.
- Alternatively to **Nida PROFESIONAL**, ready-made plaster can be used for joint treatment, such as **Nida MULTI TASK**.
- Alternatively to **Adera LISS** ready-made plaster can be used for finishing plasterboards (Q4 level), such as **Nida MULTI TASK**.

For the material consumption table, refer to the Material Consumption Sheet on page 88.

Access **the professional plasterboard system calculator Sinc** and generate the material consumption and associated costs according to the project specifications.



Distributive wall EI45 - SINGLE-LAYERED



Fire resistance

30	45
----	----



Acoustic insulation
Rw ≤ 48 dB



Maximum height
8.00 m



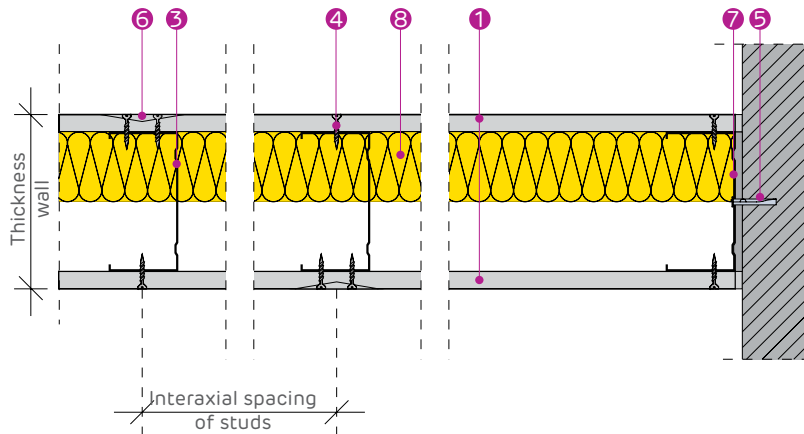
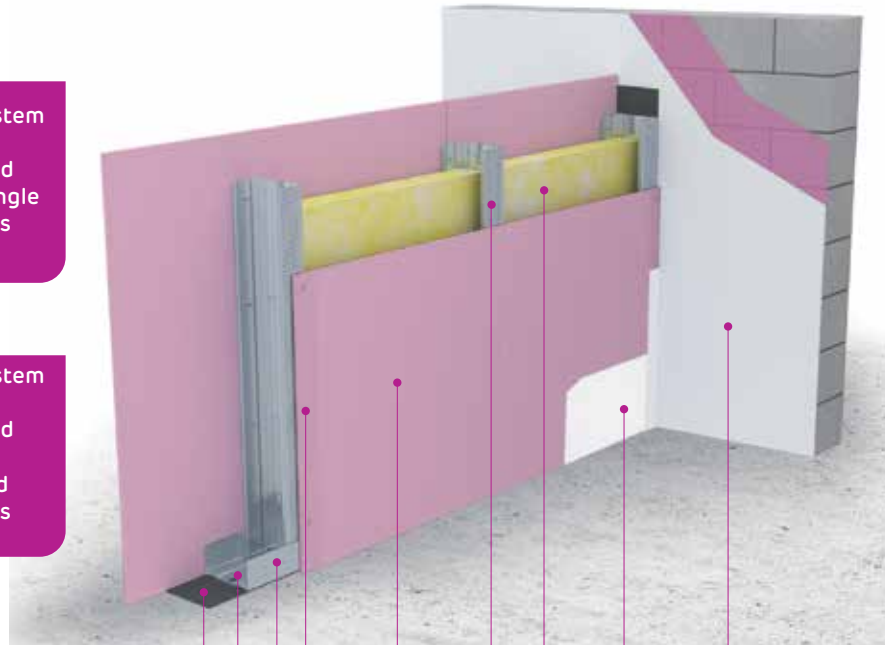
Technical Approval



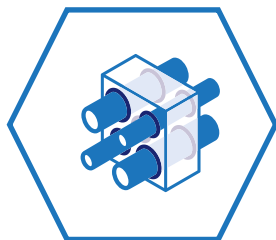
The system can be installed with single studs as well.



The system can be installed with doubled studs as well.



PROMAT'S APPROVED SOLUTIONS FOR PENETRATIONS THROUGH FIRE-RESISTANT WALLS



- 1 NIDA FLAM 12,5 BOARD
- 2 NIDA METAL UW PROFILE
- 3 NIDA METAL CW PROFILE
- 4 SELF-TAPPING SCREW 212
- 5 MECHANICAL FIXING
- 6 JOINTING TAPE & NIDA PROFESSIONAL JOINTING PLASTER WITH MEDIUM SETTING TIME
- 7 NIDA SYSTEM SINGLE-SIDED SEALING TAPE
- 8 MINERAL WOOL (OPTIONAL)
- 9 ADERA LISS FINISHING PLASTER
- 10 ADERA FYBRO PLASTER AND ADERA LISS FINISHING PLASTER



selector.promat.com

SYSTEM CONFIGURATIONS AND PERFORMANCES

SINIAT system code	Nida Metal profile		Type, number, and thickness of SINIAT boards on each side of the wall		Wall thickness [mm]	Weight ⁽¹⁾ [kg/m ²]	Acoustic insulation ⁽²⁾	Maximum height [m]
	Profile type	Interax [mm]	Plasterboard type	Number of layers and thickness of boards			Rw [dB]	
D75CW50-600/Flam	CW50	600	Nida Flam	1x12.5	75	26.9	44	3.25
D75CW50-400/Flam	CW50	400	Nida Flam	1x12.5	75	27.7	43	4.25
D75CW50-300/Flam	CW50	300	Nida Flam	1x12.5	75	28.2	43	4.81
D75CW50-H-600/Flam	2xCW50	600	Nida Flam	1x12.5	75	28.6	44	4.25
D75CW50-H-400/Flam	2xCW50	400	Nida Flam	1x12.5	75	30.0	43	4.50
D75CW50-H-300/Flam	2xCW50	300	Nida Flam	1x12.5	75	31.0	43	4.81
D100CW75-600/Flam	CW75	600	Nida Flam	1x12.5	100	28.7	46	4.50
D100CW75-400/Flam	CW75	400	Nida Flam	1x12.5	100	29.3	46	6.00
D100CW75-300/Flam	CW75	300	Nida Flam	1x12.5	100	30.0	45	7.00
D100CW75-H-600/Flam	2xCW75	600	Nida Flam	1x12.5	100	30.2	46	6.75
D100CW75-H-400/Flam	2xCW75	400	Nida Flam	1x12.5	100	31.9	46	7.00
D100CW75-H-300/Flam	2xCW75	300	Nida Flam	1x12.5	100	33.5	45	7.00
D125CW100-600/Flam	CW100	600	Nida Flam	1x12.5	125	29.8	48	5.00
D125CW100-400/Flam	CW100	400	Nida Flam	1x12.5	125	30.5	47	6.50
D125CW100-300/Flam	CW100	300	Nida Flam	1x12.5	125	31.6	46	8.00
D125CW100-H-600/Flam	2xCW100	600	Nida Flam	1x12.5	125	31.9	48	7.75
D125CW100-H-400/Flam	2xCW100	400	Nida Flam	1x12.5	125	34.8	47	8.00
D125CW100-H-300/Flam	2xCW100	300	Nida Flam	1x12.5	125	35.8	46	8.00

CLASSIFICATION OF SINIAT BOARDS BASED ON THEIR FIELD OF USE

Use in the system ...	Siniat board								
	Expert+	Hydro+	Acoustic	Flam	Flam Extra	Hydroflam	Resistex	LaDura	Aquaboard
inside buildings in spaces without exposure to humidity ^(*)	****	****	****	****	****	****	****	****	****
inside buildings in spaces with moderate exposure to humidity ^(*)	-	****	-	-	-	****	****	****	****
inside buildings in spaces with high exposure to humidity ^(*)	-	-	-	-	-	-	-	****	****
inside buildings in spaces with excessive exposure to humidity ^(*)	-	-	-	-	-	-	-	-	****
with fire resistance	***	***	***	****	****	****	****	****	****
with acoustic insulation performance	***	***	****	****	****	****	****	****	****
exposed to the exterior of the building in external environmental conditions (facade)	-	-	-	-	-	-	-	-	****
with mechanical resistance	**	**	**	***	****	***	****	****	***
with burglary resistance ^(**)	*	*	*	*	*	*	****	*	*

(*) Spaces without exposure to humidity are considered rooms with air humidity levels below 60%; moderate humidity: bathrooms and kitchens; high humidity: showers, changing rooms, laundries, industrial kitchens; excessive humidity: swimming pools, saunas, spa areas

(**) Siniat's anti-burglary systems are made with Resistex boards. Anti-burglary walls can be constructed using Resistex boards together with other Siniat boards, depending on performance requirements (RC2 class, acoustic insulation, fire resistance, etc.).

Notes

(1) The weight of the systems is calculated for the maximum height according to the table, and includes in the calculation mineral wool and finishing plaster for Q4 level.

(2) The values of sound insulation indices are determined based on laboratory tests and extrapolated using dedicated calculation programs. The mineral wool considered in determining the values in the table has a thickness of 50 mm and a minimum density of 10 kg/m³.

- The board **Nida Flam** can be substituted with the following boards: **Nida Hydroflam**, **Nida Flam Extra**, **Resistex**, **LaDura**, **Aquaboard**. For spaces with humidity, it can only be substituted with: **Nida Hydroflam**, **Resistex**, **LaDura**, **Aquaboard**.
- Alternatively to **Nida PROFESIONAL**, ready-made plaster can be used for joint treatment, such as **Nida MULTI TASK**.
- Alternatively to **Adera LISS** ready-made plaster can be used for finishing plasterboards (Q4 level), such as **Nida MULTI TASK**.

For the material consumption table, refer to the Material Consumption Sheet on page 88.

Access **the professional plasterboard system calculator Sinc** and generate the material consumption and associated costs according to the project specifications.



Distributive wall EI60 - SINGLE-LAYERED

Fire resistance

30	45	60
----	----	----

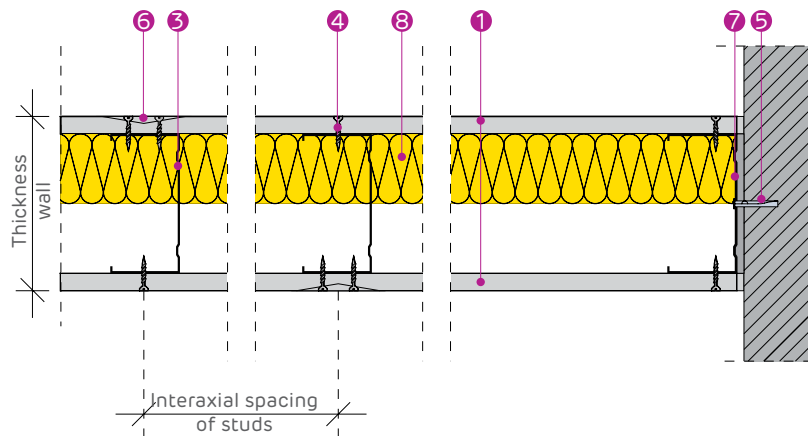
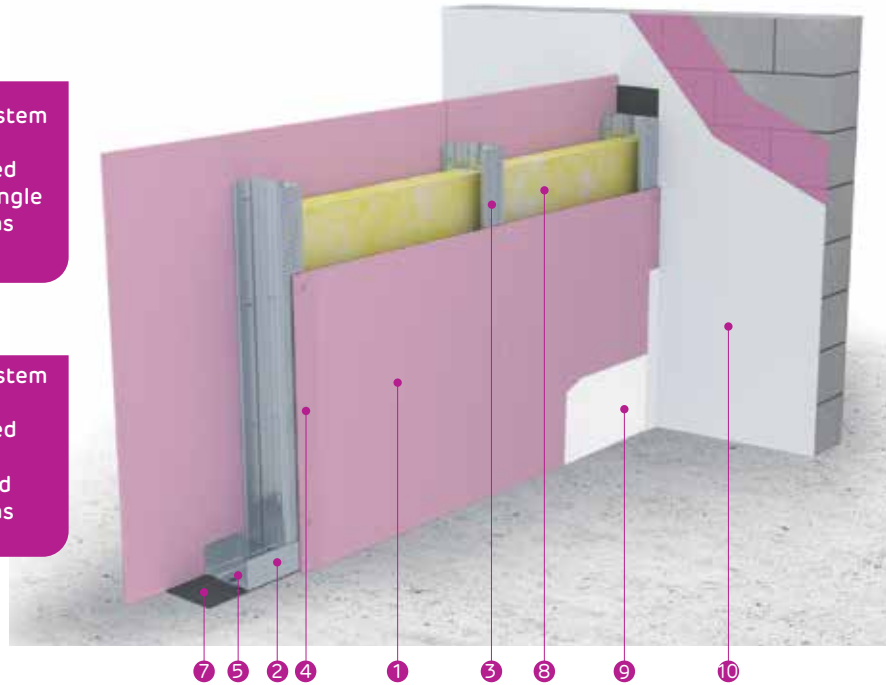
Acoustic insulation
Rw ≤ 51 dB

Maximum height
8.00 m

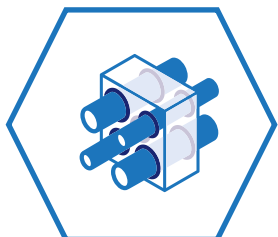


The system can be installed with single studs as well.

The system can be installed with doubled studs as well.



PROMAT'S APPROVED SOLUTIONS FOR PENETRATIONS THROUGH FIRE-RESISTANT WALLS



- 1 NIDA FLAM 15 BOARD
- 2 NIDA METAL UW PROFILE
- 3 NIDA METAL CW PROFILE
- 4 SELF-TAPPING SCREW 212
- 5 MECHANICAL FIXING
- 6 JOINTING TAPE & NIDA PROFESSIONAL JOINTING PLASTER WITH MEDIUM SETTING TIME
- 7 NIDA SYSTEM SINGLE-SIDED SEALING TAPE
- 8 MINERAL WOOL (OPTIONAL)
- 9 ADERA LISS FINISHING PLASTER
- 10 ADERA FYBRO PLASTER AND ADERA LISS FINISHING PLASTER



selector.promat.com

SYSTEM CONFIGURATIONS AND PERFORMANCES

SINIAT system code	Nida Metal profile		Type, number, and thickness of SINIAT boards on each side of the wall		Wall thickness [mm]	Weight ⁽¹⁾ [kg/m ²]	Acoustic insulation ⁽²⁾	Maximum height [m]
	Profile type	Interax [mm]	Plasterboard type	Number of layers and thickness of boards			Rw [dB]	
D80CW50-600/Flam	CW50	600	Nida Flam	1x15	80	30.9	48	3.75
D80CW50-400/Flam	CW50	400	Nida Flam	1x15	80	31.7	47	4.25
D80CW50-300/Flam	CW50	300	Nida Flam	1x15	80	32.3	46	4.92
D80CW50-H-600/Flam	2xCW50	600	Nida Flam	1x15	80	32.6	48	3.75
D80CW50-H-400/Flam	2xCW50	400	Nida Flam	1x15	80	34.0	47	4.75
D80CW50-H-300/Flam	2xCW50	300	Nida Flam	1x15	80	35.0	46	4.92
D105CW75-600/Flam	CW75	600	Nida Flam	1x15	105	32.7	50	5.00
D105CW75-400/Flam	CW75	400	Nida Flam	1x15	105	33.3	49	6.00
D105CW75-300/Flam	CW75	300	Nida Flam	1x15	105	34.0	48	7.00
D105CW75-H-600/Flam	2xCW75	600	Nida Flam	1x15	105	34.2	50	6.75
D105CW75-H-400/Flam	2xCW75	400	Nida Flam	1x15	105	35.9	49	7.00
D105CW75-H-300/Flam	2xCW75	300	Nida Flam	1x15	105	37.5	48	7.00
D130CW100-600/Flam	CW100	600	Nida Flam	1x15	130	33.8	51	5.50
D130CW100-400/Flam	CW100	400	Nida Flam	1x15	130	34.5	49	7.50
D130CW100-300/Flam	CW100	300	Nida Flam	1x15	130	35.6	48	8.00
D130CW100-H-600/Flam	2xCW100	600	Nida Flam	1x15	130	35.9	51	7.75
D130CW100-H-400/Flam	2xCW100	400	Nida Flam	1x15	130	38.8	49	8.00
D130CW100-H-300/Flam	2xCW100	300	Nida Flam	1x15	130	39.8	48	8.00

CLASSIFICATION OF SINIAT BOARDS BASED ON THEIR FIELD OF USE

Use in the system ...	Siniat board								
	Expert+	Hydro+	Acoustic	Flam	Flam Extra	Hydroflam	Resistex	LaDura	Aquaboard
inside buildings in spaces without exposure to humidity ^(*)	****	****	****	****	****	****	****	****	****
inside buildings in spaces with moderate exposure to humidity ^(*)	-	****	-	-	-	****	****	****	****
inside buildings in spaces with high exposure to humidity ^(*)	-	-	-	-	-	-	-	****	****
inside buildings in spaces with excessive exposure to humidity ^(*)	-	-	-	-	-	-	-	-	****
with fire resistance	***	***	***	****	****	****	****	****	****
with acoustic insulation performance	***	***	****	****	****	****	****	****	****
exposed to the exterior of the building in external environmental conditions (facade)	-	-	-	-	-	-	-	-	****
with mechanical resistance	**	**	**	***	****	***	****	****	***
with burglary resistance ^(**)	*	*	*	*	*	*	****	*	*

(*) Spaces without exposure to humidity are considered rooms with air humidity levels below 60%; moderate humidity: bathrooms and kitchens; high humidity: showers, changing rooms, laundries, industrial kitchens; excessive humidity: swimming pools, saunas, spa areas

(**) Siniat's anti-burglary systems are made with Resistex boards. Anti-burglary walls can be constructed using Resistex boards together with other Siniat boards, depending on performance requirements (RC2 class, acoustic insulation, fire resistance, etc.).

Notes

(1) The weight of the systems is calculated for the maximum height according to the table, and includes in the calculation mineral wool and finishing plaster for Q4 level.

(2) The values of sound insulation indices are determined based on laboratory tests and extrapolated using dedicated calculation programs. The mineral wool considered in determining the values in the table has a thickness of 50 mm and a minimum density of 10 kg/m³.

- The board **Nida Flam** can be substituted with the following boards: **Nida Hydroflam**, **Nida Flam Extra**, **Resistex**, **LaDura**, **Aquaboard**. For spaces with humidity, it can only be substituted with: **Nida Hydroflam**, **Resistex**, **LaDura**, **Aquaboard**.
- Alternatively to **Nida PROFESIONAL**, ready-made plaster can be used for joint treatment, such as **Nida MULTI TASK**.
- Alternatively to **Adera LISS** ready-made plaster can be used for finishing plasterboards (Q4 level), such as **Nida MULTI TASK**.

For the material consumption table, refer to the Material Consumption Sheet on page 88.

Access **the professional plasterboard system calculator Sinc** and generate the material consumption and associated costs according to the project specifications.



Distributive wall EI60 - DOUBLED-LAYERED

Fire resistance

30	45	60
----	----	----

Acoustic insulation
Rw ≤ 55 dB

Maximum height
9.97 m

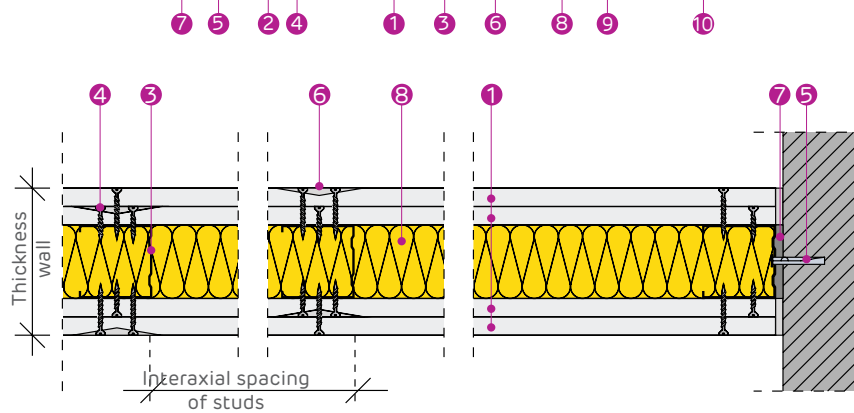

Technical Approval



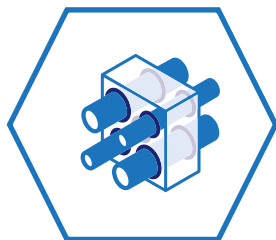
The system can be installed with single studs as well.



The system can be installed with doubled studs as well.



PROMAT'S APPROVED SOLUTIONS FOR PENETRATIONS THROUGH FIRE-RESISTANT WALLS



- 1 2 X NIDA EXPERT PLUS 12.5 BOARD
- 2 NIDA METAL UW PROFILE
- 3 NIDA METAL CW PROFILE
- 4 SELF-TAPPING SCREW 212
- 5 MECHANICAL FIXING
- 6 JOINTING TAPE & NIDA PROFESSIONAL JOINTING PLASTER WITH MEDIUM SETTING TIME
- 7 NIDA SYSTEM SINGLE-SIDED SEALING TAPE
- 8 MINERAL WOOL (OPTIONAL)
- 9 ADERA LISS FINISHING PLASTER
- 10 ADERA FYBRO PLASTER AND ADERA LISS FINISHING PLASTER



selector.promat.com

SYSTEM CONFIGURATIONS AND PERFORMANCES

SINIAT system code	Nida Metal profile		Type, number, and thickness of SINIAT boards on each side of the wall		Wall thickness [mm]	Weight ⁽¹⁾ [kg/m ²]	Acoustic insulation ⁽²⁾		Maximum height [m]
	Profile type	Interax [mm]	Plasterboard type	Number of layers and thickness of boards			Rw [dB]	Mineral wool 50 mm, 10 kg/m ³	
D100CW50-600/Expert Plus	CW50	600	Nida Expert Plus	2x12.5	100	37.2	52	4.50	
D100CW50-400/Expert Plus	CW50	400	Nida Expert Plus	2x12.5	100	37.8	51	5.00	
D100CW50-300/Expert Plus	CW50	300	Nida Expert Plus	2x12.5	100	38.4	50	5.75	
D100CW50-H-600/Expert Plus	2xCW50	600	Nida Expert Plus	2x12.5	100	38.6	52	5.50	
D100CW50-H-400/Expert Plus	2xCW50	400	Nida Expert Plus	2x12.5	100	39.9	51	5.75	
D100CW50-H-300/Expert Plus	2xCW50	300	Nida Expert Plus	2x12.5	100	41.1	50	6.55	
D125CW75-600/Expert Plus	CW75	600	Nida Expert Plus	2x12.5	125	37.8	54	5.75	
D125CW75-400/Expert Plus	CW75	400	Nida Expert Plus	2x12.5	125	38.4	53	7.00	
D125CW75-300/Expert Plus	CW75	300	Nida Expert Plus	2x12.5	125	39.3	52	8.00	
D125CW75-H-600/Expert Plus	2xCW75	600	Nida Expert Plus	2x12.5	125	39.6	54	7.50	
D125CW75-H-400/Expert Plus	2xCW75	400	Nida Expert Plus	2x12.5	125	41.2	53	8.00	
D125CW75-H-300/Expert Plus	2xCW75	300	Nida Expert Plus	2x12.5	125	44.0	52	8.30	
D150CW100-600/Expert Plus	CW100	600	Nida Expert Plus	2x12.5	150	38.5	55	6.50	
D150CW100-400/Expert Plus	CW100	400	Nida Expert Plus	2x12.5	150	40.4	53	8.25	
D150CW100-300/Expert Plus	CW100	300	Nida Expert Plus	2x12.5	150	41.4	52	9.00	
D150CW100-H-600/Expert Plus	2xCW100	600	Nida Expert Plus	2x12.5	150	41.6	55	9.00	
D150CW100-H-400/Expert Plus	2xCW100	400	Nida Expert Plus	2x12.5	150	44.6	53	9.97	
D150CW100-H-300/Expert Plus	2xCW100	300	Nida Expert Plus	2x12.5	150	45.5	52	9.97	

CLASSIFICATION OF SINIAT BOARDS BASED ON THEIR FIELD OF USE

Use in the system ...	Siniat board								
	Expert+	Hydro+	Acoustic	Flam	Flam Extra	Hydroflam	Resistex	LaDura	Aquaboard
inside buildings in spaces without exposure to humidity ^(*)	****	****	****	****	****	****	****	****	****
inside buildings in spaces with moderate exposure to humidity ^(*)	-	****	-	-	-	****	****	****	****
inside buildings in spaces with high exposure to humidity ^(*)	-	-	-	-	-	-	-	****	****
inside buildings in spaces with excessive exposure to humidity ^(*)	-	-	-	-	-	-	-	-	****
with fire resistance	***	***	***	****	****	****	****	****	****
with acoustic insulation performance	***	***	****	****	****	****	****	****	****
exposed to the exterior of the building in external environmental conditions (facade)	-	-	-	-	-	-	-	-	****
with mechanical resistance	**	**	**	***	****	***	****	****	***
with burglary resistance ^(**)	*	*	*	*	*	*	****	*	*

(*) Spaces without exposure to humidity are considered rooms with air humidity levels below 60%; moderate humidity: bathrooms and kitchens; high humidity: showers, changing rooms, laundries, industrial kitchens; excessive humidity: swimming pools, saunas, spa areas

(**) Siniat's anti-burglary systems are made with Resistex boards. Anti-burglary walls can be constructed using Resistex boards together with other Siniat boards, depending on performance requirements (RC2 class, acoustic insulation, fire resistance, etc.).

Notes

(1) The weight of the systems is calculated for the maximum height according to the table, and includes in the calculation mineral wool and finishing plaster for Q4 level.

(2) The values of sound insulation indices are determined based on laboratory tests and extrapolated using dedicated calculation programs. The mineral wool considered in determining the values in the table has a thickness of 50 mm and a minimum density of 10 kg/m³.

● The board **Nida Expert Plus** can be substituted with the following boards: **Nida Hydro Plus**, **Nida Acoustic**, **Nida Flam**, **Nida Hydroflam**, **Nida Flam Extra**, **Resistex**, **LaDura**, **Aquaboard**. For spaces with humidity, **Nida Expert Plus** can only be substituted with: **Nida Hydro Plus**, **Nida Hydroflam**, **Resistex**, **LaDura**, **Aquaboard**.

● Alternatively to **Nida PROFESIONAL**, ready-made plaster can be used for joint treatment, such as **Nida MULTI TASK**.

● Alternatively to **Adera LISS** ready-made plaster can be used for finishing plasterboards (Q4 level), such as **Nida MULTI TASK**.

For the material consumption table, refer to the Material Consumption Sheet on page 89.

Access **the professional plasterboard system calculator Sinc** and generate the material consumption and associated costs according to the project specifications.



Distributive wall EI60 - DOUBLED-LAYERED

Acoustic performance

Fire resistance

30	45	60
----	----	----

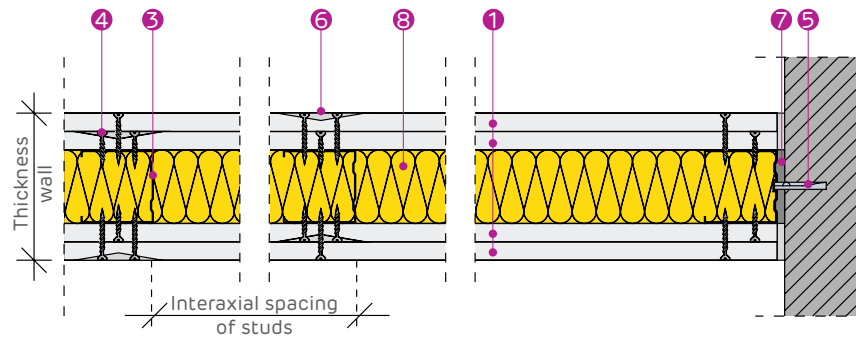
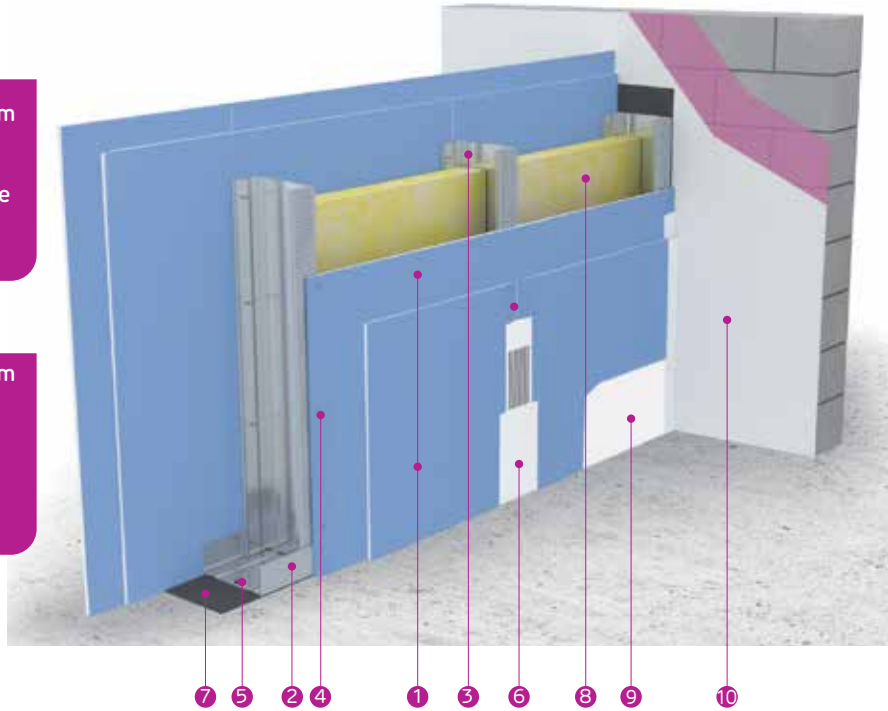
Acoustic insulation
 $R_w \leq 56$ dB

Maximum height
 9.97 m

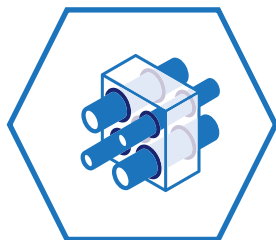
Technical Approval

The system can be installed with single studs as well.

The system can be installed with doubled studs as well.



PROMAT'S APPROVED SOLUTIONS FOR PENETRATIONS THROUGH FIRE-RESISTANT WALLS



- 1 2 X NIDA ACUSTIC 12.5 BOARD
- 2 NIDA METAL UW PROFILE
- 3 NIDA METAL CW PROFILE
- 4 SELF-TAPPING SCREW 212
- 5 MECHANICAL FIXING
- 6 JOINTING TAPE & NIDA PROFESSIONAL JOINTING PLASTER WITH MEDIUM SETTING TIME
- 7 NIDA SYSTEM SINGLE-SIDED SEALING TAPE
- 8 MINERAL WOOL (OPTIONAL)
- 9 ADERA LISS FINISHING PLASTER
- 10 ADERA FYBRO PLASTER AND ADERA LISS FINISHING PLASTER



selector.promat.com

SYSTEM CONFIGURATIONS AND PERFORMANCES

SINIAT system code	Nida Metal profile		Type, number, and thickness of SINIAT boards on each side of the wall		Wall thickness [mm]	Weight ⁽¹⁾ [kg/m ²]	Acoustic insulation ⁽²⁾	Maximum height [m]
	Profile type	Interax [mm]	Plasterboard type	Number of layers and thickness of boards			Rw [dB] Mineral wool 50 mm, 10 kg/m ³	
D100CW50-600/Acoustic	CW50	600	Nida Acoustic	2x12.5	100	49.2	54	4.50
D100CW50-400/Acoustic	CW50	400	Nida Acoustic	2x12.5	100	49.8	53	5.00
D100CW50-300/Acoustic	CW50	300	Nida Acoustic	2x12.5	100	50.4	52	5.75
D100CW50-H-600/Acoustic	2xCW50	600	Nida Acoustic	2x12.5	100	50.6	54	5.50
D100CW50-H-400/Acoustic	2xCW50	400	Nida Acoustic	2x12.5	100	51.9	53	5.75
D100CW50-H-300/Acoustic	2xCW50	300	Nida Acoustic	2x12.5	100	53.2	52	6.55
D125CW75-600/Acoustic	CW75	600	Nida Acoustic	2x12.5	125	49.8	55	5.75
D125CW75-400/Acoustic	CW75	400	Nida Acoustic	2x12.5	125	50.4	54	7.00
D125CW75-300/Acoustic	CW75	300	Nida Acoustic	2x12.5	125	51.3	53	8.00
D125CW75-H-600/Acoustic	2xCW75	600	Nida Acoustic	2x12.5	125	51.6	55	7.50
D125CW75-H-400/Acoustic	2xCW75	400	Nida Acoustic	2x12.5	125	53.2	54	8.00
D125CW75-H-300/Acoustic	2xCW75	300	Nida Acoustic	2x12.5	125	56.1	53	8.30
D150CW100-600/Acoustic	CW100	600	Nida Acoustic	2x12.5	150	50.5	56	6.50
D150CW100-400/Acoustic	CW100	400	Nida Acoustic	2x12.5	150	52.4	55	8.25
D150CW100-300/Acoustic	CW100	300	Nida Acoustic	2x12.5	150	53.4	53	9.00
D150CW100-H-600/Acoustic	2xCW100	600	Nida Acoustic	2x12.5	150	53.6	56	9.00
D150CW100-H-400/Acoustic	2xCW100	400	Nida Acoustic	2x12.5	150	56.6	55	9.97
D150CW100-H-300/Acoustic	2xCW100	300	Nida Acoustic	2x12.5	150	57.5	53	9.97

CLASSIFICATION OF SINIAT BOARDS BASED ON THEIR FIELD OF USE

Use in the system ...	Siniat board								
	Expert+	Hydro+	Acoustic	Flam	Flam Extra	Hydroflam	Resistex	LaDura	Aquaboard
inside buildings in spaces without exposure to humidity ^(*)	****	****	****	****	****	****	****	****	****
inside buildings in spaces with moderate exposure to humidity ^(*)	-	****	-	-	-	****	****	****	****
inside buildings in spaces with high exposure to humidity ^(*)	-	-	-	-	-	-	-	****	****
inside buildings in spaces with excessive exposure to humidity ^(*)	-	-	-	-	-	-	-	-	****
with fire resistance	***	***	***	****	****	****	****	****	****
with acoustic insulation performance	***	***	****	****	****	****	****	****	****
exposed to the exterior of the building in external environmental conditions (facade)	-	-	-	-	-	-	-	-	****
with mechanical resistance	**	**	**	***	****	***	****	****	***
with burglary resistance ^(**)	*	*	*	*	*	*	****	*	*

(*) Spaces without exposure to humidity are considered rooms with air humidity levels below 60%; moderate humidity: bathrooms and kitchens; high humidity: showers, changing rooms, laundries, industrial kitchens; excessive humidity: swimming pools, saunas, spa areas

(**) Siniat's anti-burglary systems are made with Resistex boards. Anti-burglary walls can be constructed using Resistex boards together with other Siniat boards, depending on performance requirements (RC2 class, acoustic insulation, fire resistance, etc.).

Notes

(1) The weight of the systems is calculated for the maximum height according to the table, and includes in the calculation mineral wool and finishing plaster for Q4 level

(2) The values of sound insulation indices are determined based on laboratory tests and extrapolated using dedicated calculation programs. The mineral wool considered in determining the values in the table has a thickness of 50 mm and a minimum density of 10 kg/m³.

- In spaces with humidity and acoustic insulation requirements, **Nida Acoustic can only be substituted** by: **Nida Hydroflam, Resistex, LaDura, Aquaboard**
- Alternatively to **Nida PROFESIONAL**, ready-made plaster can be used for joint treatment, such as **Nida MULTI TASK**.
- Alternatively to **Adera LISS** ready-made plaster can be used for finishing plasterboards (Q4 level), such as **Nida MULTI TASK**.

For the material consumption table, refer to the Material Consumption Sheet on page 89.

Access **the professional plasterboard system calculator Sinc** and generate the material consumption and associated costs according to the project specifications.



Distributive wall EI90 - DOUBLED-LAYERED



Fire resistance

30	45	60	90
----	----	----	----



Acoustic insulation
Rw ≤ 55 dB



Maximum height
9.95 m



Technical Approval



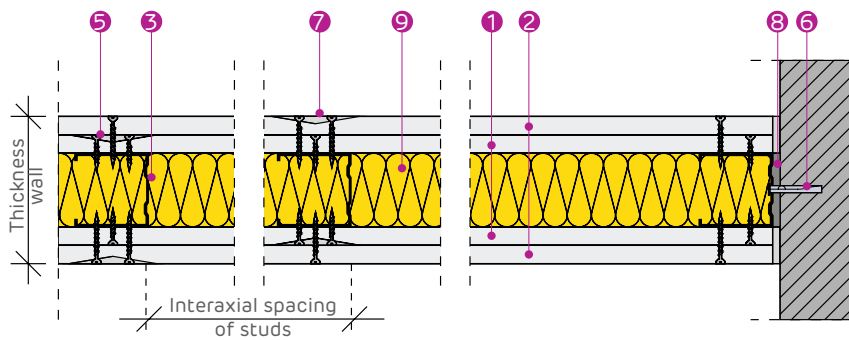
The system can be installed with single studs as well.



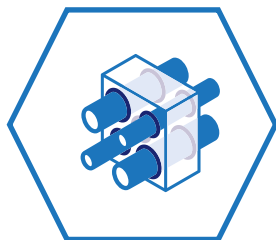
The system can be installed with doubled studs as well.



8 6 3 5 1 2 4 7 9 10 11



PROMAT'S APPROVED SOLUTIONS FOR PENETRATIONS THROUGH FIRE-RESISTANT WALLS



- 1 NIDA EXPERT PLUS 12.5 BOARD
- 2 NIDA FLAM 12.5 BOARD
- 3 NIDA METAL UW PROFILE
- 4 NIDA METAL CW PROFILE
- 5 SELF-TAPPING SCREW 212
- 6 MECHANICAL FIXING
- 7 JOINTING TAPE & NIDA PROFESIONAL JOINTING PLASTER WITH MEDIUM SETTING TIME
- 8 NIDA SYSTEM SINGLE-SIDED SEALING TAPE
- 9 MINERAL WOOL (OPTIONAL)
- 10 ADERA LISS FINISHING PLASTER
- 11 ADERA FYBRO PLASTER AND ADERA LISS FINISHING PLASTER



selector.promat.com

SYSTEM CONFIGURATIONS AND PERFORMANCES

SINIAT system code	Nida Metal profile		Type, number, and thickness of SINIAT boards on each side of the wall		Wall thickness [mm]	Weight ⁽¹⁾ [kg/m ²]	Acoustic insulation ⁽²⁾	Maximum height [m]
	Profile type	Interax [mm]	Plasterboard type	Number of layers and thickness of boards			Rw [dB]	
D100CW50-600/Expert Plus+Flam	CW50	600	Nida Expert Plus + Nida Flam	12.5 + 12.5	100	43.6	53	4.50
D100CW50-400/Expert Plus+Flam	CW50	400	Nida Expert Plus + Nida Flam	12.5 + 12.5	100	44.2	52	5.00
D100CW50-300/Expert Plus+Flam	CW50	300	Nida Expert Plus + Nida Flam	12.5 + 12.5	100	44.8	51	5.75
D100CW50-H-600/Expert Plus+Flam	2xCW50	600	Nida Expert Plus + Nida Flam	12.5 + 12.5	100	45	53	5.50
D100CW50-H-400/Expert Plus+Flam	2xCW50	400	Nida Expert Plus + Nida Flam	12.5 + 12.5	100	46.3	52	5.75
D100CW50-H-300/Expert Plus+Flam	2xCW50	300	Nida Expert Plus + Nida Flam	12.5 + 12.5	100	47.5	51	6.53
D125CW75-600/Expert Plus+Flam	CW75	600	Nida Expert Plus + Nida Flam	12.5 + 12.5	125	44.2	55	5.75
D125CW75-400/Expert Plus+Flam	CW75	400	Nida Expert Plus + Nida Flam	12.5 + 12.5	125	44.8	54	7.00
D125CW75-300/Expert Plus+Flam	CW75	300	Nida Expert Plus + Nida Flam	12.5 + 12.5	125	46.7	53	8.00
D125CW75-H-600/Expert Plus+Flam	2xCW75	600	Nida Expert Plus + Nida Flam	12.5 + 12.5	125	46.0	55	7.50
D125CW75-H-400/Expert Plus+Flam	2xCW75	400	Nida Expert Plus + Nida Flam	12.5 + 12.5	125	47.6	54	8.00
D125CW75-H-300/Expert Plus+Flam	2xCW75	300	Nida Expert Plus + Nida Flam	12.5 + 12.5	125	50.5	53	8.27
D150CW100-600/Expert Plus+Flam	CW100	600	Nida Expert Plus + Nida Flam	12.5 + 12.5	150	44.9	55	6.50
D150CW100-400/Expert Plus+Flam	CW100	400	Nida Expert Plus + Nida Flam	12.5 + 12.5	150	46.8	54	8.25
D150CW100-300/Expert Plus+Flam	CW100	300	Nida Expert Plus + Nida Flam	12.5 + 12.5	150	47.8	53	9.00
D150CW100-H-600/Expert Plus+Flam	2xCW100	600	Nida Expert Plus + Nida Flam	12.5 + 12.5	150	48.0	55	9.00
D150CW100-H-400/Expert Plus+Flam	2xCW100	400	Nida Expert Plus + Nida Flam	12.5 + 12.5	150	51.0	54	9.95
D150CW100-H-300/Expert Plus+Flam	2xCW100	300	Nida Expert Plus + Nida Flam	12.5 + 12.5	150	51.9	53	9.95

CLASSIFICATION OF SINIAT BOARDS BASED ON THEIR FIELD OF USE

Use in the system ...	Siniat board								
	Expert+	Hydro+	Acoustic	Flam	Flam Extra	Hydroflam	Resistex	LaDura	Aquaboard
inside buildings in spaces without exposure to humidity ^(*)	*****	*****	*****	*****	*****	*****	*****	*****	*****
inside buildings in spaces with moderate exposure to humidity ^(*)	-	*****	-	-	-	*****	*****	*****	*****
inside buildings in spaces with high exposure to humidity ^(*)	-	-	-	-	-	-	-	*****	*****
inside buildings in spaces with excessive exposure to humidity ^(*)	-	-	-	-	-	-	-	-	*****
with fire resistance	***	***	***	***	*****	***	*****	***	***
with acoustic insulation performance	***	***	***	***	***	***	***	***	***
exposed to the exterior of the building in external environmental conditions (facade)	-	-	-	-	-	-	-	-	*****
with mechanical resistance	**	**	**	***	*****	**	*****	*****	**
with burglary resistance ^(**)	*	*	*	*	*	*	*****	*	*

(*) Spaces without exposure to humidity are considered rooms with air humidity levels below 60%; moderate humidity: bathrooms and kitchens; high humidity: showers, changing rooms, laundries, industrial kitchens; excessive humidity: swimming pools, saunas, spa areas

(**) Siniat's anti-burglary systems are made with Resistex boards. Anti-burglary walls can be constructed using Resistex boards together with other Siniat boards, depending on performance requirements (RC2 class, acoustic insulation, fire resistance, etc.).

Notes

(1) The weight of the systems is calculated for the maximum height according to the table, and includes in the calculation mineral wool and finishing plaster for Q4 level.

(2) The values of sound insulation indices are determined based on laboratory tests and extrapolated using dedicated calculation programs. The mineral wool considered in determining the values in the table has a thickness of 50 mm and a minimum density of 10 kg/m³.

- The board **Nida Expert Plus** can be substituted with the following boards: **Nida Hydro Plus, Nida Acoustic, Nida Flam, Nida Hydroflam, Nida Flam Extra, Resistex, LaDura, Aquaboard**. For spaces with humidity, **Nida Expert Plus** can only be substituted with: **Nida Hydro Plus, Nida Hydroflam, Resistex, LaDura, Aquaboard**.
- The board **Nida Flam** can be substituted with the following boards: **Nida Hydroflam, Nida Flam Extra, Resistex, LaDura, Aquaboard**. For spaces with humidity, it can only be substituted with: **Nida Hydroflam, Resistex, LaDura, Aquaboard**.
- Alternatively to **Nida PROFESIONAL**, ready-made plaster can be used for joint treatment, such as **Nida MULTI TASK**.
- Alternatively to **Adera LISS** ready-made plaster can be used for finishing plasterboards (Q4 level), such as **Nida MULTI TASK**.

For the material consumption table, refer to the Material Consumption Sheet on page 89.

Access **the professional plasterboard system calculator Sinc** and generate the material consumption and associated costs according to the project specifications.



Distributive wall EI90 - DOUBLED-LAYERED

Acoustic performance

Fire resistance

30	45	60	90
----	----	----	----

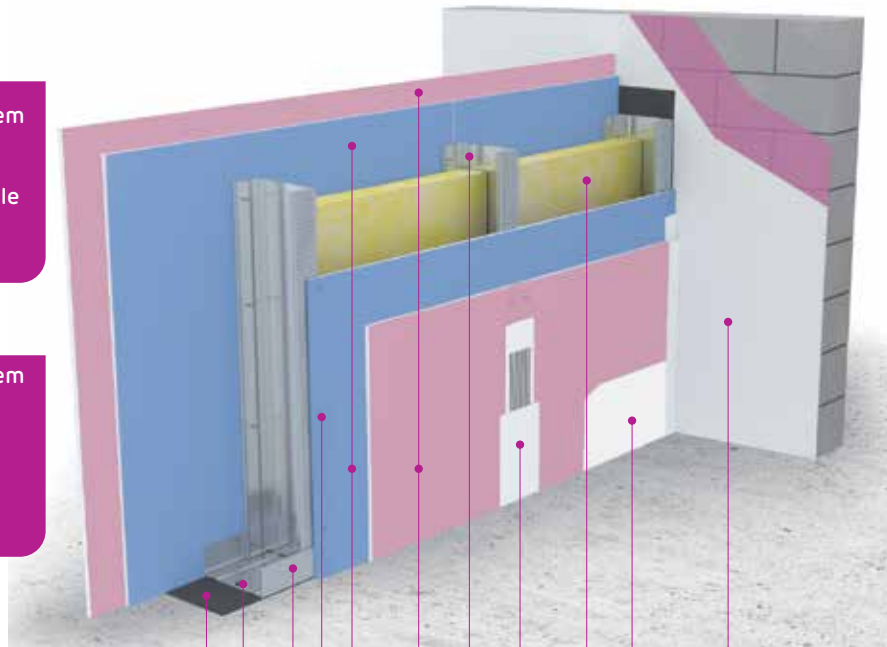
Acoustic insulation
Rw ≤ 56 dB

Maximum height
9.95 m

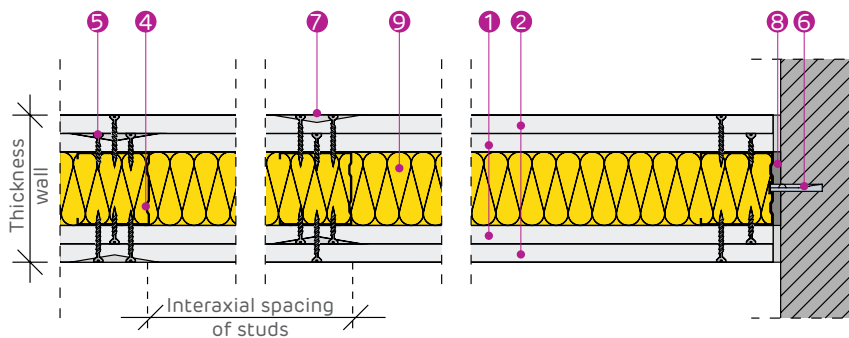
Technical Approval

The system can be installed with single studs as well.

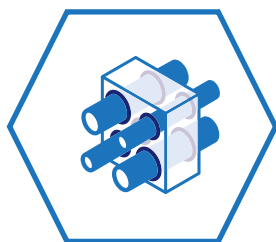
The system can be installed with doubled studs as well.



8 6 3 5 1 2 4 7 9 10 11



PROMAT'S APPROVED SOLUTIONS FOR PENETRATIONS THROUGH FIRE-RESISTANT WALLS



- 1 NIDA ACUSTIC 12.5 BOARD
- 2 NIDA FLAM 12,5 BOARD
- 3 NIDA METAL UW PROFILE
- 4 NIDA METAL CW PROFILE
- 5 SELF-TAPPING SCREW 212
- 6 MECHANICAL FIXING
- 7 JOINTING TAPE & NIDA PROFESIONAL JOINTING PLASTER WITH MEDIUM SETTING TIME
- 8 NIDA SYSTEM SINGLE-SIDED SEALING TAPE
- 9 MINERAL WOOL (OPTIONAL)
- 10 ADERA LISS FINISHING PLASTER
- 11 ADERA FYBRO PLASTER AND ADERA LISS FINISHING PLASTER



selector.promat.com

SYSTEM CONFIGURATIONS AND PERFORMANCES

SINIAT system code	Nida Metal profile		Type, number, and thickness of SINIAT boards on each side of the wall		Wall thickness [mm]	Weight ⁽¹⁾ [kg/m ²]	Acoustic insulation ⁽²⁾		Maximum height [m]
	Profile type	Interax [mm]	Plasterboard type	Number of layers and thickness of boards			Mineral wool 50 mm, 10 kg/m ³	Rw [dB]	
D100CW50-600/Acoustic+Flam	CW50	600	Nida Acoustic + Nida Flam	12.5 + 12.5	49.6	54	100	4.50	
D100CW50-400/Acoustic+Flam	CW50	400	Nida Acoustic + Nida Flam	12.5 + 12.5	50.2	53	100	5.00	
D100CW50-300/Acoustic+Flam	CW50	300	Nida Acoustic + Nida Flam	12.5 + 12.5	50.8	52	100	5.75	
D100CW50-H-600/Acoustic+Flam	2xCW50	600	Nida Acoustic + Nida Flam	12.5 + 12.5	51.0	54	100	5.50	
D100CW50-H-400/Acoustic+Flam	2xCW50	400	Nida Acoustic + Nida Flam	12.5 + 12.5	52.3	53	100	5.75	
D100CW50-H-300/Acoustic+Flam	2xCW50	300	Nida Acoustic + Nida Flam	12.5 + 12.5	53.6	52	100	6.53	
D125CW75-600/Acoustic+Flam	CW75	600	Nida Acoustic + Nida Flam	12.5 + 12.5	50.2	55	125	5.75	
D125CW75-400/Acoustic+Flam	CW75	400	Nida Acoustic + Nida Flam	12.5 + 12.5	50.8	54	125	7.00	
D125CW75-300/Acoustic+Flam	CW75	300	Nida Acoustic + Nida Flam	12.5 + 12.5	51.7	53	125	8.00	
D125CW75-H-600/Acoustic+Flam	2xCW75	600	Nida Acoustic + Nida Flam	12.5 + 12.5	52.0	55	125	7.50	
D125CW75-H-400/Acoustic+Flam	2xCW75	400	Nida Acoustic + Nida Flam	12.5 + 12.5	53.6	54	125	8.00	
D125CW75-H-300/Acoustic+Flam	2xCW75	300	Nida Acoustic + Nida Flam	12.5 + 12.5	56.5	53	125	8.27	
D150CW100-600/Acoustic+Flam	CW100	600	Nida Acoustic + Nida Flam	12.5 + 12.5	50.9	56	150	6.50	
D150CW100-400/Acoustic+Flam	CW100	400	Nida Acoustic + Nida Flam	12.5 + 12.5	52.8	55	150	8.25	
D150CW100-300/Acoustic+Flam	CW100	300	Nida Acoustic + Nida Flam	12.5 + 12.5	53.8	53	150	9.00	
D150CW100-H-600/Acoustic+Flam	2xCW100	600	Nida Acoustic + Nida Flam	12.5 + 12.5	54.0	56	150	9.00	
D150CW100-H-400/Acoustic+Flam	2xCW100	400	Nida Acoustic + Nida Flam	12.5 + 12.5	57.0	55	150	9.95	
D150CW100-H-300/Acoustic+Flam	2xCW100	300	Nida Acoustic + Nida Flam	12.5 + 12.5	57.9	53	150	9.95	

CLASSIFICATION OF SINIAT BOARDS BASED ON THEIR FIELD OF USE

Use in the system ...	Siniat board								
	Expert+	Hydro+	Acoustic	Flam	Flam Extra	Hydroflam	Resistex	LaDura	Aquaboard
inside buildings in spaces without exposure to humidity ^(*)	****	****	****	****	****	****	****	****	****
inside buildings in spaces with moderate exposure to humidity ^(*)	-	****	-	-	-	****	****	****	****
inside buildings in spaces with high exposure to humidity ^(*)	-	-	-	-	-	-	-	****	****
inside buildings in spaces with excessive exposure to humidity ^(*)	-	-	-	-	-	-	-	-	****
with fire resistance	***	***	***	****	****	****	****	****	****
with acoustic insulation performance	***	***	****	****	****	****	****	****	****
exposed to the exterior of the building in external environmental conditions (facade)	-	-	-	-	-	-	-	-	****
with mechanical resistance	**	**	**	***	****	***	****	****	***
with burglary resistance ^(**)	*	*	*	*	*	*	****	*	*

(*) Spaces without exposure to humidity are considered rooms with air humidity levels below 60%; moderate humidity: bathrooms and kitchens; high humidity: showers, changing rooms, laundries, industrial kitchens; excessive humidity: swimming pools, saunas, spa areas

(**) Siniat's anti-burglary systems are made with Resistex boards. Anti-burglary walls can be constructed using Resistex boards together with other Siniat boards, depending on performance requirements (RC2 class, acoustic insulation, fire resistance, etc.).

Notes

(1) The weight of the systems is calculated for the maximum height according to the table, and includes in the calculation mineral wool and finishing plaster for Q4 level

(2) The values of sound insulation indices are determined based on laboratory tests and extrapolated using dedicated calculation programs. The mineral wool considered in determining the values in the table has a thickness of 50 mm and a minimum density of 10 kg/m³.

- In spaces with humidity and acoustic insulation requirements, **Nida Acoustic** can only be substituted by: **Nida Hydroflam, Resistex, LaDura, Aquaboard**
- Alternatively to **Nida PROFESIONAL**, ready-made plaster can be used for joint treatment, such as **Nida MULTI TASK**.
- Alternatively to **Adera LISS** ready-made plaster can be used for finishing plasterboards (Q4 level), such as **Nida MULTI TASK**.
- The board **Nida Flam** can be substituted with the following boards: **Nida Hydroflam, Nida Flam Extra, Resistex, LaDura, Aquaboard**.
- For spaces with humidity, it can only be substituted with: **Nida Hydroflam, Resistex, LaDura, Aquaboard**.

For the material consumption table, refer to the Material Consumption Sheet on page 89.

Access **the professional plasterboard system calculator Sinc** and generate the material consumption and associated costs according to the project specifications.



Distributive wall EI90 - TRIPLE-LAYERED



Fire resistance

30	45	60	90
----	----	----	----



Acoustic insulation
Rw ≤ 59 dB



Maximum height
10.77 m



Technical Approval



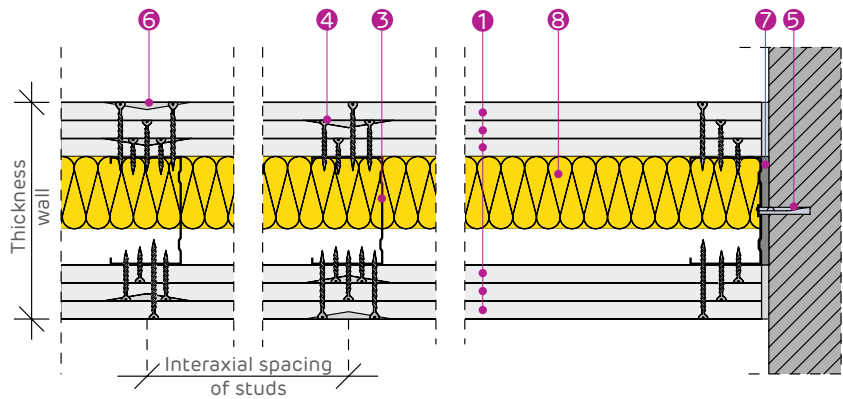
The system can be installed with single studs as well.



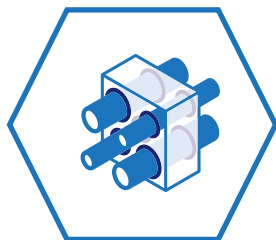
The system can be installed with doubled studs as well.



7 5 2 4 1 3 6 8 9 10



PROMAT'S APPROVED SOLUTIONS FOR PENETRATIONS THROUGH FIRE-RESISTANT WALLS



- 1 3 X NIDA EXPERT PLUS 12.5 BOARD
- 2 NIDA METAL UW PROFILE
- 3 NIDA METAL CW PROFILE
- 4 SELF-TAPPING SCREW 212
- 5 MECHANICAL FIXING
- 6 JOINTING TAPE & NIDA PROFESSIONAL JOINTING PLASTER WITH MEDIUM SETTING TIME
- 7 NIDA SYSTEM SINGLE-SIDED SEALING TAPE
- 8 MINERAL WOOL (OPTIONAL)
- 9 ADERA LISS FINISHING PLASTER
- 10 ADERA FYBRO PLASTER AND ADERA LISS FINISHING PLASTER



selector.promat.com

SYSTEM CONFIGURATIONS AND PERFORMANCES

SINIAT system code	Nida Metal profile		Type, number, and thickness of SINIAT boards on each side of the wall		Wall thickness [mm]	Weight ⁽¹⁾ [kg/m ²]	Acoustic insulation ⁽²⁾	Maximum height [m]
	Profile type	Interax [mm]	Plasterboard type	Number of layers and thickness of boards			Rw [dB]	
D175CW50-600/Expert Plus	CW50	600	Nida Expert Plus	3x12.5	175	53.8	57	4.91
D175CW50-400/Expert Plus	CW50	400	Nida Expert Plus	3x12.5	175	54.4	56	5.59
D175CW50-300/Expert Plus	CW50	300	Nida Expert Plus	3x12.5	175	55.1	55	5.94
D175CW50-H-600/Expert Plus	2xCW50	600	Nida Expert Plus	3x12.5	175	55.1	57	6.00
D175CW50-H-400/Expert Plus	2xCW50	400	Nida Expert Plus	3x12.5	175	56.5	56	6.83
D175CW50-H-300/Expert Plus	2xCW50	300	Nida Expert Plus	3x12.5	175	58.0	55	7.25
D175CW75-600/Expert Plus	CW75	600	Nida Expert Plus	3x12.5	175	54.4	58	6.27
D175CW75-400/Expert Plus	CW75	400	Nida Expert Plus	3x12.5	175	55.4	57	7.14
D175CW75-300/Expert Plus	CW75	300	Nida Expert Plus	3x12.5	175	55.9	56	7.58
D175CW75-H-600/Expert Plus	2xCW75	600	Nida Expert Plus	3x12.5	175	56.8	58	8.18
D175CW75-H-400/Expert Plus	2xCW75	400	Nida Expert Plus	3x12.5	175	59.4	57	9.13
D175CW75-H-300/Expert Plus	2xCW75	300	Nida Expert Plus	3x12.5	175	61.1	56	9.13
D175CW100-600/Expert Plus	CW100	600	Nida Expert Plus	3x12.5	175	55.3	59	7.09
D175CW100-400/Expert Plus	CW100	400	Nida Expert Plus	3x12.5	175	56.8	58	8.08
D175CW100-300/Expert Plus	CW100	300	Nida Expert Plus	3x12.5	175	57.8	57	8.57
D175CW100-H-600/Expert Plus	2xCW100	600	Nida Expert Plus	3x12.5	175	57.9	59	9.81
D175CW100-H-400/Expert Plus	2xCW100	400	Nida Expert Plus	3x12.5	175	59.7	58	10.77
D175CW100-H-300/Expert Plus	2xCW100	300	Nida Expert Plus	3x12.5	175	61.8	57	10.77

CLASSIFICATION OF SINIAT BOARDS BASED ON THEIR FIELD OF USE

Use in the system ...	Siniat board								
	Expert+	Hydro+	Acoustic	Flam	Flam Extra	Hydroflam	Resistex	LaDura	Aquaboard
inside buildings in spaces without exposure to humidity ^(*)	*****	*****	*****	*****	*****	*****	*****	*****	*****
inside buildings in spaces with moderate exposure to humidity ^(*)	-	*****	-	-	-	*****	*****	*****	*****
inside buildings in spaces with high exposure to humidity ^(*)	-	-	-	-	-	-	-	*****	*****
inside buildings in spaces with excessive exposure to humidity ^(*)	-	-	-	-	-	-	-	-	*****
with fire resistance	***	***	***	***	*****	***	*****	***	***
with acoustic insulation performance	***	***	*****	***	***	***	***	*****	***
exposed to the exterior of the building in external environmental conditions (facade)	-	-	-	-	-	-	-	-	*****
with mechanical resistance	**	**	**	***	*****	**	*****	*****	**
with burglary resistance ^(**)	*	*	*	*	*	*	*****	*	*

(*) Spaces without exposure to humidity are considered rooms with air humidity levels below 60%; moderate humidity: bathrooms and kitchens; high humidity: showers, changing rooms, laundries, industrial kitchens; excessive humidity: swimming pools, saunas, spa areas

(**) Siniat's anti-burglary systems are made with Resistex boards. Anti-burglary walls can be constructed using Resistex boards together with other Siniat boards, depending on performance requirements (RC2 class, acoustic insulation, fire resistance, etc.).

Notes

(1) The weight of the systems is calculated for the maximum height according to the table, and includes in the calculation mineral wool and finishing plaster for Q4 level.

(2) The values of sound insulation indices are determined based on laboratory tests and extrapolated using dedicated calculation programs. The mineral wool considered in determining the values in the table has a thickness of 50 mm and a minimum density of 10 kg/m³.

● The board **Nida Expert Plus** can be substituted with the following boards: **Nida Hydro Plus**, **Nida Acoustic**, **Nida Flam**, **Nida Hydroflam**, **Nida Flam Extra**, **Resistex**, **LaDura**, **Aquaboard**. For spaces with humidity, **Nida Expert Plus** can only be substituted with: **Nida Hydro Plus**, **Nida Hydroflam**, **Resistex**, **LaDura**, **Aquaboard**.

● Alternatively to **Nida PROFESIONAL**, ready-made plaster can be used for joint treatment, such as **Nida MULTI TASK**.

● Alternatively to **Adera LISS** ready-made plaster can be used for finishing plasterboards (Q4 level), such as **Nida MULTI TASK**.

For the material consumption table, refer to the Material Consumption Sheet on page 90.

Access **the professional plasterboard system calculator Sinc** and generate the material consumption and associated costs according to the project specifications.



Distributive wall E120 - DOUBLE-LAYERED



Fire resistance

30	45	60	90	120
----	----	----	----	-----



Acoustic insulation
Rw ≤ 58 dB



Maximum height
9.92 m



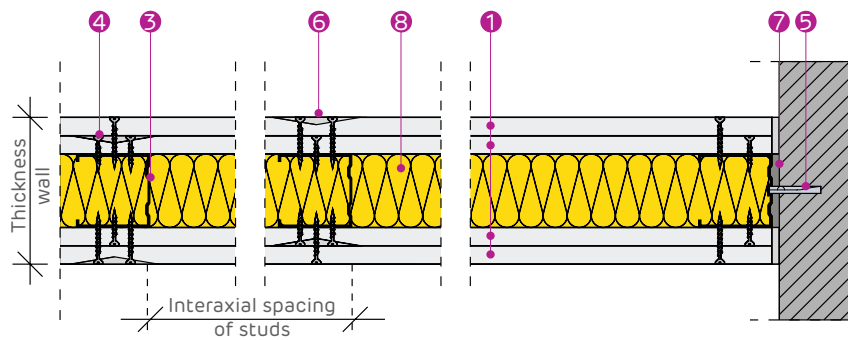
Technical Approval



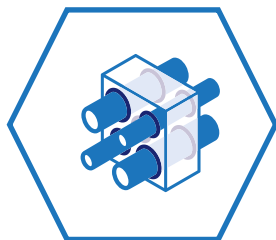
The system can be installed with single studs as well.



The system can be installed with doubled studs as well.



PROMAT'S APPROVED SOLUTIONS FOR PENETRATIONS THROUGH FIRE-RESISTANT WALLS



- 1 BOARDS 2 x NIDA FLAM 12.5/ 2 x NIDA FLAM 15
- 2 NIDA METAL UW PROFILE
- 3 NIDA METAL CW PROFILE
- 4 SELF-TAPPING SCREW 212
- 5 MECHANICAL FIXING
- 6 JOINTING TAPE & NIDA PROFESSIONAL JOINTING PLASTER WITH MEDIUM SETTING TIME
- 7 NIDA SYSTEM SINGLE-SIDED SEALING TAPE
- 8 MINERAL WOOL (OPTIONAL)
- 9 ADERA LISS FINISHING PLASTER
- 10 ADERA FYBRO PLASTER AND ADERA LISS FINISHING PLASTER



selector.promat.com

SYSTEM CONFIGURATIONS AND PERFORMANCES

SINIAT system code	Nida Metal profile		Type, number, and thickness of SINIAT boards on each side of the wall		Wall thickness [mm]	Weight ⁽¹⁾ [kg/m ²]	Acoustic insulation ⁽²⁾ Rw [dB]	Maximum height [m]
	Profile type	Interax [mm]	Plasterboard type	Number of layers and thickness of boards			Mineral wool 50 mm, kg/m ³	
D100CW50-600/Flam	CW50	600	Nida Flam	2x12.5	100	50.0	54	4.50
D100CW50-400/Flam	CW50	400	Nida Flam	2x12.5	100	50.6	53	5.00
D100CW50-300/Flam	CW50	300	Nida Flam	2x12.5	100	51.2	52	5.75
D100CW50-H-600/Flam	2xCW50	600	Nida Flam	2x12.5	100	51.3	54	5.50
D100CW50-H-400/Flam	2xCW50	400	Nida Flam	2x12.5	100	52.7	53	5.75
D100CW50-H-300/Flam	2xCW50	300	Nida Flam	2x12.5	100	54.0	52	6.50
D125CW75-600/Flam	CW75	600	Nida Flam	2x12.5	125	50.6	55	5.75
D125CW75-400/Flam	CW75	400	Nida Flam	2x12.5	125	51.2	54	7.00
D125CW75-300/Flam	CW75	300	Nida Flam	2x12.5	125	52.1	53	8.00
D125CW75-H-600/Flam	2xCW75	600	Nida Flam	2x12.5	125	52.4	55	7.50
D125CW75-H-400/Flam	2xCW75	400	Nida Flam	2x12.5	125	54.0	54	8.00
D125CW75-H-300/Flam	2xCW75	300	Nida Flam	2x12.5	125	56.9	53	8.25
D150CW100-600/Flam	CW100	600	Nida Flam	2x12.5	150	51.3	56	6.50
D150CW100-400/Flam	CW100	400	Nida Flam	2x12.5	150	53.2	55	8.25
D150CW100-300/Flam	CW100	300	Nida Flam	2x12.5	150	54.2	53	9.00
D150CW100-H-600/Flam	2xCW100	600	Nida Flam	2x12.5	150	54.4	56	9.00
D150CW100-H-400/Flam	2xCW100	400	Nida Flam	2x12.5	150	57.4	55	9.92
D150CW100-H-300/Flam	2xCW100	300	Nida Flam	2x12.5	150	58.3	53	9.92
D110CW50-600/Flam	CW50	600	Nida Flam	2x15	110	58.0	57	4.50
D110CW50-400/Flam	CW50	400	Nida Flam	2x15	110	58.6	56	5.00
D110CW50-300/Flam	CW50	300	Nida Flam	2x15	110	59.2	55	5.75
D110CW50-H-600/Flam	2xCW50	600	Nida Flam	2x15	110	59.3	57	5.50
D110CW50-H-400/Flam	2xCW50	400	Nida Flam	2x15	110	60.7	56	5.75
D110CW50-H-300/Flam	2xCW50	300	Nida Flam	2x15	110	62.0	55	6.50
D135CW75-600/Flam	CW75	600	Nida Flam	2x15	135	58.6	58	5.75
D135CW75-400/Flam	CW75	400	Nida Flam	2x15	135	59.2	56	7.00
D135CW75-300/Flam	CW75	300	Nida Flam	2x15	135	60.1	55	8.00
D135CW75-H-600/Flam	2xCW75	600	Nida Flam	2x15	135	60.4	58	7.50
D135CW75-H-400/Flam	2xCW75	400	Nida Flam	2x15	135	62.0	56	8.00
D135CW75-H-300/Flam	2xCW75	300	Nida Flam	2x15	135	64.9	55	8.25
D160CW100-600/Flam	CW100	600	Nida Flam	2x15	160	59.3	58	6.50
D160CW100-400/Flam	CW100	400	Nida Flam	2x15	160	61.2	57	8.25
D160CW100-300/Flam	CW100	300	Nida Flam	2x15	160	62.2	56	9.00
D160CW100-H-600/Flam	2xCW100	600	Nida Flam	2x15	160	62.4	58	9.00
D160CW100-H-400/Flam	2xCW100	400	Nida Flam	2x15	160	65.4	57	9.92
D160CW100-H-300/Flam	2xCW100	300	Nida Flam	2x15	160	66.3	56	9.92

CLASSIFICATION OF SINIAT BOARDS BASED ON THEIR FIELD OF USE

Use in the system ...	Siniat board								
	Expert+	Hydro+	Acoustic	Flam	Flam Extra	Hydroflam	Resistex	LaDura	Aquaboard
inside buildings in spaces without exposure to humidity ^(*)	****	****	****	****	****	****	****	****	****
inside buildings in spaces with moderate exposure to humidity ^(*)	-	****	-	-	-	****	****	****	****
inside buildings in spaces with high exposure to humidity ^(*)	-	-	-	-	-	-	-	****	****
inside buildings in spaces with excessive exposure to humidity ^(*)	-	-	-	-	-	-	-	-	****
with fire resistance	***	***	***	****	****	****	****	****	****
with acoustic insulation performance	***	***	****	****	****	****	****	****	****
exposed to the exterior of the building in external environmental conditions (facade)	-	-	-	-	-	-	-	-	****
with mechanical resistance	**	**	**	***	****	***	****	****	***
with burglary resistance ^(**)	*	*	*	*	*	*	****	*	*

(*) Spaces without exposure to humidity are considered rooms with air humidity levels below 60%; moderate humidity: bathrooms and kitchens; high humidity: showers, changing rooms, laundries, industrial kitchens; excessive humidity: swimming pools, saunas, spa areas

(**) Siniat's anti-burglary systems are made with Resistex boards. Anti-burglary walls can be constructed using Resistex boards together with other Siniat boards, depending on performance requirements (RC2 class, acoustic insulation, fire resistance, etc.).

Notes

(1) The weight of the systems is calculated for the maximum height according to the table, and includes in the calculation mineral wool and finishing plaster for Q4 level.

(2) The values of sound insulation indices are determined based on laboratory tests and extrapolated using dedicated calculation programs. The mineral wool considered in determining the values in the table has a thickness of 50 mm and a minimum density of 10 kg/m³.

● The board **Nida Flam** can be substituted with the following boards: **Nida Hydroflam**, **Nida Flam Extra**, **Resistex**, **LaDura**, **Aquaboard**. For spaces with humidity, it can only be substituted with: **Nida Hydroflam**, **Resistex**, **LaDura**, **Aquaboard**.

● Alternatively to **Nida PROFESIONAL**, ready-made plaster can be used for joint treatment, such as **Nida MULTI TASK**.

● Alternatively to **Adera LISS** ready-made plaster can be used for finishing plasterboards (Q4 level), such as **Nida MULTI TASK**.

For the material consumption table, refer to the Material Consumption Sheet on page 89.

Access **the professional plasterboard system calculator Sinc** and generate the material consumption and associated costs according to the project specifications.

Distributive wall E120 - TRIPLE-LAYERED

Acoustic performance



Fire resistance

30	45	60	90	120
----	----	----	----	-----



Acoustic insulation
Rw ≤ 60 dB



Maximum height
6.50 m



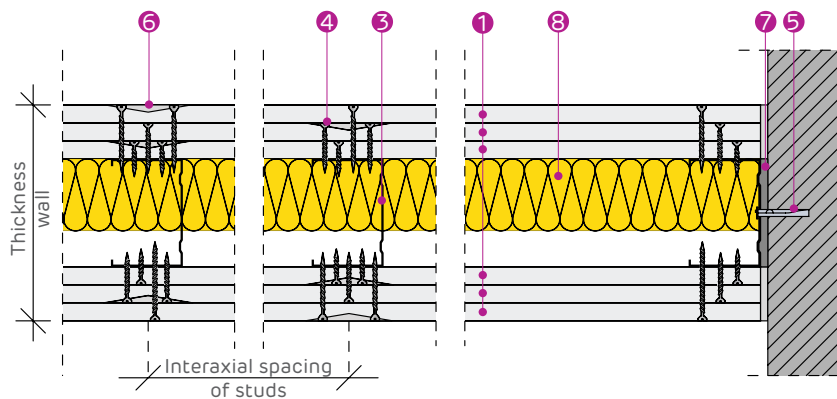
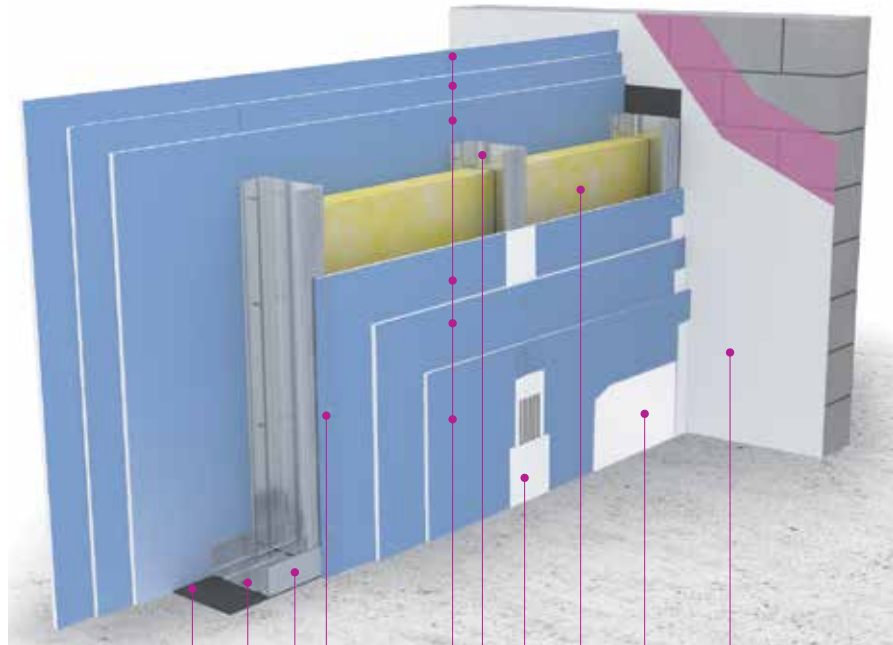
Technical Approval



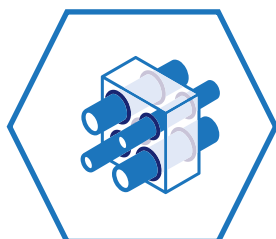
The system can be installed with single studs as well.



The system can be installed with doubled studs as well.



PROMAT'S APPROVED SOLUTIONS FOR PENETRATIONS THROUGH FIRE-RESISTANT WALLS



- 1 BOARD 3 x NIDA ACUSTIC 12.5
- 2 NIDA METAL UW PROFILE
- 3 NIDA METAL CW PROFILE
- 4 SELF-TAPPING SCREW 212
- 5 MECHANICAL FIXING
- 6 JOINTING TAPE & NIDA PROFESSIONAL JOINTING PLASTER WITH MEDIUM SETTING TIME
- 7 NIDA SYSTEM SINGLE-SIDED SEALING TAPE
- 8 MINERAL WOOL (MIN. 50 MM AND 10KG/M³ ACCORDING TO TECHNICAL APPROVAL 017-03/489-2023)
- 9 ADERA LISS FINISHING PLASTER
- 10 ADERA FYBRO PLASTER AND ADERA LISS FINISHING PLASTER



selector.promat.com

SYSTEM CONFIGURATIONS AND PERFORMANCES

SINIAT system code	Nida Metal profile		Type, number, and thickness of SINIAT boards on each side of the wall		Wall thickness [mm]	Weight ⁽¹⁾ [kg/m ²]	Acoustic insulation ⁽²⁾	Maximum height [m]
	Profile type	Interax [mm]	Plasterboard type	Number of layers and thickness of boards			Rw [dB]	
D125CW50-600/Acoustic	CW50	600	Nida Acoustic	3x12.5	125	71.9	59	4.50
D125CW50-400/Acoustic	CW50	400	Nida Acoustic	3x12.5	125	72.5	58	5.00
D125CW50-300/Acoustic	CW50	300	Nida Acoustic	3x12.5	125	73.1	57	5.75
D175CW50-H-600/Acoustic	2xCW50	600	Nida Acoustic	3x12.5	125	73.2	59	5.50
D175CW50-H-400/Acoustic	2xCW50	400	Nida Acoustic	3x12.5	125	74.7	58	5.75
D175CW50-H-300/Acoustic	2xCW50	300	Nida Acoustic	3x12.5	125	75.9	57	6.50
D175CW75-H-600/Acoustic	CW75	600	Nida Acoustic	3x12.5	150	72.5	60	5.50
D175CW75-400/Acoustic	CW75	400	Nida Acoustic	3x12.5	150	73.2	58	6.50
D175CW75-300/Acoustic	CW75	300	Nida Acoustic	3x12.5	150	74.1	57	6.50
D150CW75-H-600/Acoustic	2xCW75	600	Nida Acoustic	3x12.5	150	74.2	60	6.50
D150CW75-H-400/Acoustic	2xCW75	400	Nida Acoustic	3x12.5	150	76.0	58	6.50
D150CW75-H-300/Acoustic	2xCW75	300	Nida Acoustic	3x12.5	150	77.7	57	6.50
D175CW100-600/Acoustic	CW100	600	Nida Acoustic	3x12.5	175	73.2	60	6.50
D175CW100-400/Acoustic	CW100	400	Nida Acoustic	3x12.5	175	74.2	59	6.50
D175CW100-300/Acoustic	CW100	300	Nida Acoustic	3x12.5	175	75.2	57	6.50
D175CW100-H-600/Acoustic	2xCW100	600	Nida Acoustic	3x12.5	175	75.3	60	6.50
D175CW100-H-400/Acoustic	2xCW100	400	Nida Acoustic	3x12.5	175	77.5	59	6.50
D175CW100-H-300/Acoustic	2xCW100	300	Nida Acoustic	3x12.5	175	83.7	57	6.50

CLASSIFICATION OF SINIAT BOARDS BASED ON THEIR FIELD OF USE

Use in the system ...	Siniat board								
	Expert+	Hydro+	Acoustic	Flam	Flam Extra	Hydroflam	Resistex	LaDura	Aquaboard
inside buildings in spaces without exposure to humidity ^(*)	*****	*****	*****	*****	*****	*****	*****	*****	*****
inside buildings in spaces with moderate exposure to humidity ^(*)	-	*****	-	-	-	*****	*****	*****	*****
inside buildings in spaces with high exposure to humidity ^(*)	-	-	-	-	-	-	-	*****	*****
inside buildings in spaces with excessive exposure to humidity ^(*)	-	-	-	-	-	-	-	-	*****
with fire resistance	***	***	***	***	*****	***	*****	***	***
with acoustic insulation performance	***	***	***	***	***	***	***	***	***
exposed to the exterior of the building in external environmental conditions (facade)	-	-	-	-	-	-	-	-	*****
with mechanical resistance	**	**	**	***	*****	**	*****	*****	**
with burglary resistance ^(**)	*	*	*	*	*	*	*****	*	*

(*) Spaces without exposure to humidity are considered rooms with air humidity levels below 60%; moderate humidity: bathrooms and kitchens; high humidity: showers, changing rooms, laundries, industrial kitchens; excessive humidity: swimming pools, saunas, spa areas

(**) Siniat's anti-burglary systems are made with Resistex boards. Anti-burglary walls can be constructed using Resistex boards together with other Siniat boards, depending on performance requirements (RC2 class, acoustic insulation, fire resistance, etc.).

Notes

(1) The weight of the systems is calculated for the maximum height according to the table, and includes in the calculation mineral wool and finishing plaster for Q4 level.

(2) The values of sound insulation indices are determined based on laboratory tests and extrapolated using dedicated calculation programs. The mineral wool considered in determining the values in the table has a thickness of 50 mm and a minimum density of 10 kg/m³.

- In spaces with humidity and acoustic insulation requirements, **Nida Acoustic can only be substituted** by: **Nida Hydroflam, Resistex, LaDura, Aquaboard**.
- Alternatively to **Nida PROFESIONAL**, ready-made plaster can be used for joint treatment, such as **Nida MULTI TASK**.
- Alternatively to **Adera LISS** ready-made plaster can be used for finishing plasterboards (Q4 level), such as **Nida MULTI TASK**.

For the material consumption table, refer to the Material Consumption Sheet on page 90.

Access **the professional plasterboard system calculator Sinc** and generate the material consumption and associated costs according to the project specifications.



Distributive wall E180 - DOUBLE-LAYERED



Fire resistance

30	45	60	90	120	180
----	----	----	----	-----	-----



Acoustic insulation
Rw ≤ 57 dB



Maximum height
6.50 m



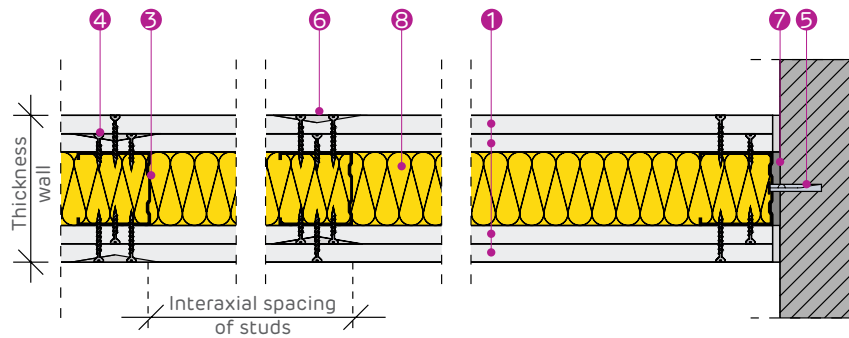
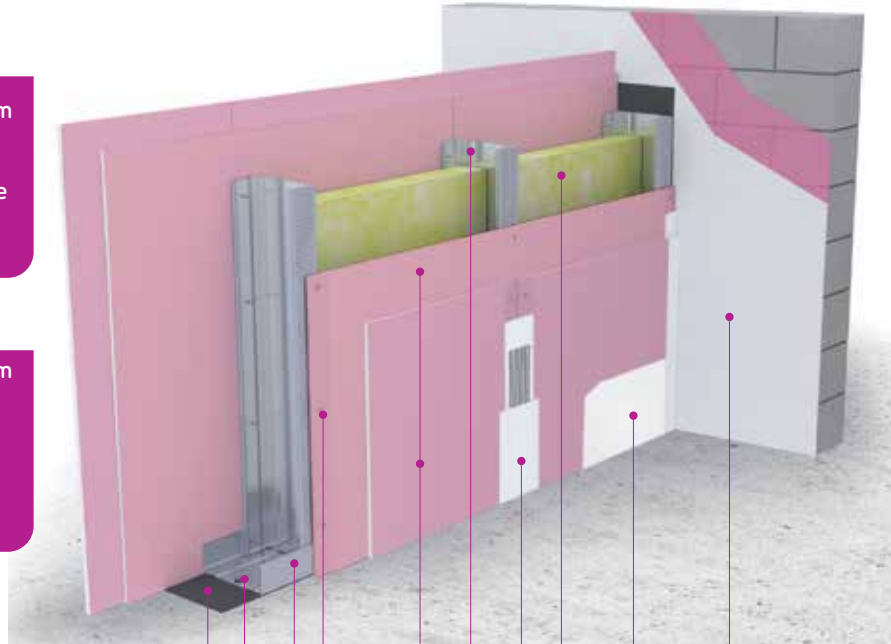
Technical Approval



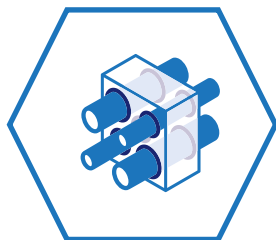
The system can be installed with single studs as well.



The system can be installed with doubled studs as well.



PROMAT'S APPROVED SOLUTIONS FOR PENETRATIONS THROUGH FIRE-RESISTANT WALLS



- 1 BOARDS 2 x NIDA FLAM EXTRA 15
- 2 NIDA METAL UW PROFILE
- 3 NIDA METAL CW PROFILE
- 4 SELF-TAPPING SCREW 212
- 5 MECHANICAL FIXING
- 6 JOINTING TAPE & NIDA PROFESSIONAL JOINTING PLASTER WITH MEDIUM SETTING TIME
- 7 NIDA SYSTEM SINGLE-SIDED SEALING TAPE
- 8 MINERAL WOOL (OPTIONAL)
- 9 ADERA LISS FINISHING PLASTER
- 10 ADERA FYBRO PLASTER AND ADERA LISS FINISHING PLASTER



selector.promat.com

SYSTEM CONFIGURATIONS AND PERFORMANCES

SINIAT system code	Nida Metal profile		Type, number, and thickness of SINIAT boards on each side of the wall		Wall thickness [mm]	Weight ⁽¹⁾ [kg/m ²]	Acoustic insulation ⁽²⁾	Maximum height [m]
	Profile type	Interax [mm]	Plasterboard type	Number of layers and thickness of boards			Rw [dB]	
D110CW50-600/Flam Extra	CW50	600	Nida Flam Extra	2x15	110	54.6	56	4.50
D110CW50-400/Flam Extra	CW50	400	Nida Flam Extra	2x15	110	55.2	55	5.00
D110CW50-300/Flam Extra	CW50	300	Nida Flam Extra	2x15	110	55.8	54	5.75
D110CW50-H-600/Flam Extra	2xCW50	600	Nida Flam Extra	2x15	110	55.9	56	5.50
D110CW50-H-400/Flam Extra	2xCW50	400	Nida Flam Extra	2x15	110	57.3	55	5.75
D110CW50-H-300/Flam Extra	2xCW50	300	Nida Flam Extra	2x15	110	58.6	54	6.50
D135CW75-600/Flam Extra	CW75	600	Nida Flam Extra	2x15	135	55.2	57	5.50
D135CW75-400/Flam Extra	CW75	400	Nida Flam Extra	2x15	135	55.9	55	6.50
D135CW75-300/Flam Extra	CW75	300	Nida Flam Extra	2x15	135	57.0	54	6.50
D135CW75-H-600/Flam Extra	2xCW75	600	Nida Flam Extra	2x15	135	57.2	57	6.50
D135CW75-H-400/Flam Extra	2xCW75	400	Nida Flam Extra	2x15	135	58.9	55	6.50
D135CW75-H-300/Flam Extra	2xCW75	300	Nida Flam Extra	2x15	135	61.0	54	6.50
D160CW100-600/Flam Extra	CW100	600	Nida Flam Extra	2x15	160	55.9	57	6.50
D160CW100-400/Flam Extra	CW100	400	Nida Flam Extra	2x15	160	57.7	56	6.50
D160CW100-300/Flam Extra	CW100	300	Nida Flam Extra	2x15	160	58.7	55	6.50
D160CW100-H-600/Flam Extra	2xCW100	600	Nida Flam Extra	2x15	160	58.9	57	6.50
D160CW100-H-300/Flam Extra	2xCW100	400	Nida Flam Extra	2x15	160	61.9	56	6.50
D160CW100-H-300/Flam Extra	2xCW100	300	Nida Flam Extra	2x15	160	62.7	55	6.50

CLASSIFICATION OF SINIAT BOARDS BASED ON THEIR FIELD OF USE

Use in the system ...	Siniat board								
	Expert+	Hydro+	Acoustic	Flam	Flam Extra	Hydroflam	Resistex	LaDura	Aquaboard
inside buildings in spaces without exposure to humidity ^(*)	*****	*****	*****	*****	*****	*****	*****	*****	*****
inside buildings in spaces with moderate exposure to humidity ^(*)	-	*****	-	-	-	*****	*****	*****	*****
inside buildings in spaces with high exposure to humidity ^(*)	-	-	-	-	-	-	-	*****	*****
inside buildings in spaces with excessive exposure to humidity ^(*)	-	-	-	-	-	-	-	-	*****
with fire resistance	***	***	***	***	*****	***	*****	***	***
with acoustic insulation performance	***	***	****	****	****	****	****	****	****
exposed to the exterior of the building in external environmental conditions (facade)	-	-	-	-	-	-	-	-	*****
with mechanical resistance	**	**	**	***	****	**	*****	*****	**
with burglary resistance ^(**)	*	*	*	*	*	*	*****	*	*

(*) Spaces without exposure to humidity are considered rooms with air humidity levels below 60%; moderate humidity: bathrooms and kitchens; high humidity: showers, changing rooms, laundries, industrial kitchens; excessive humidity: swimming pools, saunas, spa areas

(**) Siniat's anti-burglary systems are made with Resistex boards. Anti-burglary walls can be constructed using Resistex boards together with other Siniat boards, depending on performance requirements (RC2 class, acoustic insulation, fire resistance, etc.).

Notes

(1) The weight of the systems is calculated for the maximum height according to the table, and includes in the calculation mineral wool and finishing plaster for Q4 level.

(2) The values of sound insulation indices are determined based on laboratory tests and extrapolated using dedicated calculation programs. The mineral wool considered in determining the values in the table has a thickness of 50 mm and a minimum density of 10 kg/m³.

- Alternatively to **Nida PROFESIONAL**, ready-made plaster can be used for joint treatment, such as **Nida MULTI TASK**.
- Alternatively to **Adera LISS** ready-made plaster can be used for finishing plasterboards (Q4 level), such as **Nida MULTI TASK**.

For the material consumption table, refer to the Material Consumption Sheet on page 89.

Access **the professional plasterboard system calculator Sinc** and generate the material consumption and associated costs according to the project specifications.



Distributive wall E180 - TRIPLE-LAYERED



Fire resistance

30	45	60	90	120	180
----	----	----	----	-----	-----



Acoustic insulation
Rw ≤ 62 dB



Maximum height
10.70 m



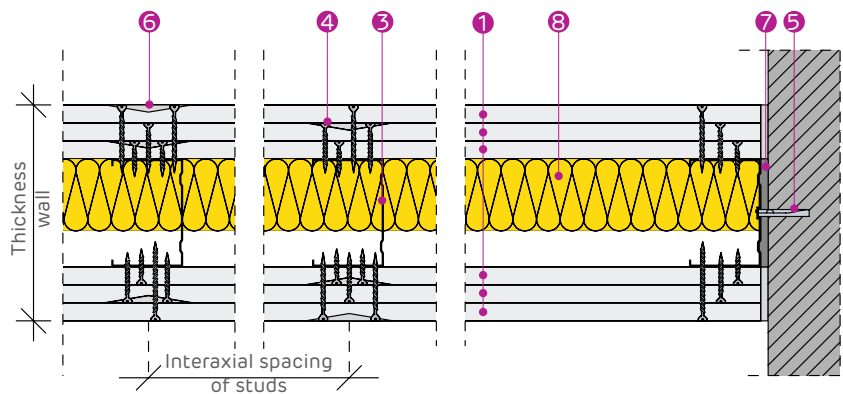
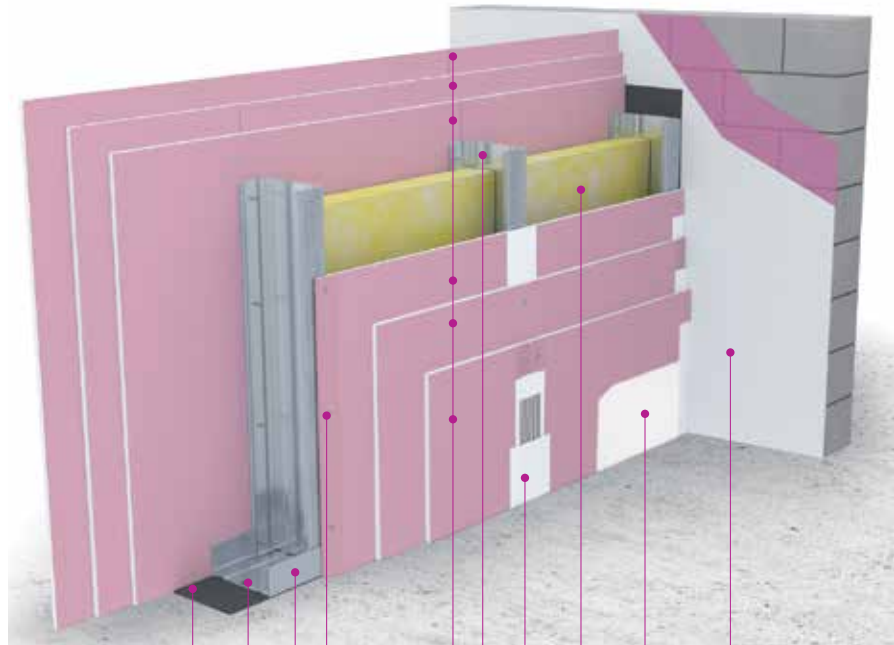
Technical Approval



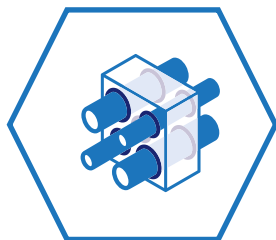
The system can be installed with single studs as well.



The system can be installed with doubled studs as well.



PROMAT'S APPROVED SOLUTIONS FOR PENETRATIONS THROUGH FIRE-RESISTANT WALLS



- 1 BOARD 3 x NIDA FLAM 12.5/ 3 x NIDA FLAM 15
- 2 NIDA METAL UW PROFILE
- 3 NIDA METAL CW PROFILE
- 4 SELF-TAPPING SCREW 212
- 5 MECHANICAL FIXING
- 6 JOINTING TAPE & NIDA PROFESSIONAL JOINTING PLASTER WITH MEDIUM SETTING TIME
- 7 NIDA SYSTEM SINGLE-SIDED SEALING TAPE
- 8 MINERAL WOOL (OPTIONAL)
- 9 ADERA LISS FINISHING PLASTER
- 10 ADERA FYBRO PLASTER AND ADERA LISS FINISHING PLASTER



selector.promat.com

SYSTEM CONFIGURATIONS AND PERFORMANCES

SINIAT system code	Nida Metal profile		Type, number, and thickness of SINIAT boards on each side of the wall		Wall thickness [mm]	Weight ⁽¹⁾ [kg/m ²]	Acoustic insulation ⁽²⁾		Maximum height [m]
	Profile type	Interax [mm]	Plasterboard type	Number of layers and thickness of boards			Rw [dB]	Mineral wool 50 mm, 10 kg/m ³	
D125CW50-600/Flam	CW50	600	Nida Flam	3x12.5	125	73.0	59	4.91	
D125CW50-400/Flam	CW50	400	Nida Flam	3x12.5	125	73.6	58	5.59	
D125CW50-300/Flam	CW50	300	Nida Flam	3x12.5	125	74.3	57	5.94	
D125CW50-H-600/Flam	2xCW50	600	Nida Flam	3x12.5	125	74.4	59	6.00	
D125CW50-H-400/Flam	2xCW50	400	Nida Flam	3x12.5	125	75.7	58	6.83	
D125CW50-H-300/Flam	2xCW50	300	Nida Flam	3x12.5	125	77.2	57	7.25	
D150CW75-600/Flam	CW75	600	Nida Flam	3x12.5	150	73.6	60	6.27	
D150CW75-400/Flam	CW75	400	Nida Flam	3x12.5	150	74.6	58	7.14	
D150CW75-300/Flam	CW75	300	Nida Flam	3x12.5	150	75.3	57	7.58	
D150CW75-H-600/Flam	2xCW75	600	Nida Flam	3x12.5	150	76.0	60	8.18	
D150CW75-H-400/Flam	2xCW75	400	Nida Flam	3x12.5	150	78.6	58	9.07	
D150CW75-H-300/Flam	2xCW75	300	Nida Flam	3x12.5	150	80.3	57	9.07	
D175CW100-600/Flam	CW100	600	Nida Flam	3x12.5	175	74.5	60	7.09	
D175CW100-400/Flam	CW100	400	Nida Flam	3x12.5	175	76.0	59	8.08	
D175CW100-300/Flam	CW100	300	Nida Flam	3x12.5	175	77.0	57	8.57	
D175CW100-H-600/Flam	2xCW100	600	Nida Flam	3x12.5	175	77.1	60	9.81	
D175CW100-H-400/Flam	2xCW100	400	Nida Flam	3x12.5	175	79.0	59	10.70	
D175CW100-H-300/Flam	2xCW100	300	Nida Flam	3x12.5	175	81.0	57	10.70	
D140CW50-600/Flam	CW50	600	Nida Flam	3x15	140	85.0	61	4.91	
D140CW50-400/Flam	CW50	400	Nida Flam	3x15	140	85.6	60	5.59	
D140CW50-300/Flam	CW50	300	Nida Flam	3x15	140	86.3	59	5.94	
D140CW50-H-600/Flam	2xCW50	600	Nida Flam	3x15	140	86.4	61	6.00	
D140CW50-H-400/Flam	2xCW50	400	Nida Flam	3x15	140	87.7	60	6.83	
D140CW50-H-300/Flam	2xCW50	300	Nida Flam	3x15	140	89.2	59	7.25	
D165CW75-600/Flam	CW75	600	Nida Flam	3x15	165	85.6	62	6.27	
D165CW75-400/Flam	CW75	400	Nida Flam	3x15	165	86.6	61	7.14	
D165CW75-300/Flam	CW75	300	Nida Flam	3x15	165	87.3	59	7.58	
D165CW75-H-600/Flam	2xCW75	600	Nida Flam	3x15	165	88.0	62	8.18	
D165CW75-H-400/Flam	2xCW75	400	Nida Flam	3x15	165	90.6	61	9.07	
D165CW75-H-300/Flam	2xCW75	300	Nida Flam	3x15	165	92.3	59	9.07	
D190CW100-600/Flam	CW100	600	Nida Flam	3x15	190	86.5	62	7.09	
D190CW100-400/Flam	CW100	400	Nida Flam	3x15	190	88.0	61	8.08	
D190CW100-300/Flam	CW100	300	Nida Flam	3x15	190	89.0	59	8.57	
D190CW100-H-600/Flam	2xCW100	600	Nida Flam	3x15	190	89.1	62	9.81	
D190CW100-H-400/Flam	2xCW100	400	Nida Flam	3x15	190	90.1	61	10.70	
D190CW100-H-300/Flam	2xCW100	300	Nida Flam	3x15	190	93.0	59	10.70	

CLASSIFICATION OF SINIAT BOARDS BASED ON THEIR FIELD OF USE

Use in the system ...	Siniat board								
	Expert+	Hydro+	Acoustic	Flam	Flam Extra	Hydroflam	Resistex	LaDura	Aquaboard
inside buildings in spaces without exposure to humidity ^(*)	*****	*****	*****	*****	*****	*****	*****	*****	*****
inside buildings in spaces with moderate exposure to humidity ^(*)	-	*****	-	-	-	*****	*****	*****	*****
inside buildings in spaces with high exposure to humidity ^(*)	-	-	-	-	-	-	-	*****	*****
inside buildings in spaces with excessive exposure to humidity ^(*)	-	-	-	-	-	-	-	-	*****
with fire resistance	***	***	***	****	*****	****	*****	****	****
with acoustic insulation performance	***	***	****	****	****	****	****	****	****
exposed to the exterior of the building in external environmental conditions (facade)	-	-	-	-	-	-	-	-	*****
with mechanical resistance	**	**	**	***	****	***	*****	*****	***
with burglary resistance ^(**)	*	*	*	*	*	*	*****	*	*

(*) Spaces without exposure to humidity are considered rooms with air humidity levels below 60%; moderate humidity: bathrooms and kitchens; high humidity: showers, changing rooms, laundries, industrial kitchens; excessive humidity: swimming pools, saunas, spa areas

(**) Siniat's anti-burglary systems are made with Resistex boards. Anti-burglary walls can be constructed using Resistex boards together with other Siniat boards, depending on performance requirements (RC2 class, acoustic insulation, fire resistance, etc.).

Notes

(1) The weight of the systems is calculated for the maximum height according to the table, and includes in the calculation mineral wool and finishing plaster for Q4 level.

(2) The values of sound insulation indices are determined based on laboratory tests and extrapolated using dedicated calculation programs. The mineral wool considered in determining the values in the table has a thickness of 50 mm and a minimum density of 10 kg/m³.

- The board **Nida Flam** can be substituted with the following boards: **Nida Hydroflam**, **Nida Flam Extra**, **Resistex**, **LaDura**, **Aquaboard**. For spaces with humidity, it can only be substituted with: **Nida Hydroflam**, **Resistex**, **LaDura**, **Aquaboard**.
- Alternatively to **Nida PROFESIONAL**, ready-made plaster can be used for joint treatment, such as **Nida MULTI TASK**.
- Alternatively to **Adera LISS** ready-made plaster can be used for finishing plasterboards (Q4 level), such as **Nida MULTI TASK**.

For the material consumption table, refer to the Material Consumption Sheet on page 90.

Access **the professional plasterboard system calculator Sinc** and generate the material consumption and associated costs according to the project specifications.



Material consumption per m² - D-type walls

Material consumption sheet for single-layered D-wall

Product name	UM	Single stud (CW)			Doubled stud (CW-H)		
		600 mm	400 mm	300 mm	600 mm	400 mm	300 mm
Plasterboard	m ²	2.00					
Mineral wool	m ²	1.00					
Nida Metal CW50/75/100 stud	m	1.90	2.70	3.50	3.70	5.40	7.00
NIDA Metal UW50/75/100 lower track	H≤4 m	m					
	4<H≤6 m	m					
	6<H≤8 m	m					
NIDA Metal UW50/75/100 upper track	H≤4 m	m					
	4<H≤6 m	m					
	6<H≤8 m	m					
Nida Metal UW50 profile (for joining the studs CW50)	H≤4 m	m	0.00	0.00	0.00	0.00	0.00
	4<H≤8 m	m	0.35	0.55	0.70	0.75	1.10
Nida Metal UW75 profile (for joining the studs CW75)	H≤4 m	m	0.00	0.00	0.00	0.00	0.00
	4<H≤8 m	m	0.55	0.80	1.05	1.10	1.60
Nida Metal UW100 profile (for joining the studs CW100)	H≤4 m	m	0.00	0.00	0.00	0.00	0.00
	4<H≤8 m	m	0.75	1.10	1.40	1.50	2.10
Self-tapping screw 212xL1	pcs.	22.00	29.00	36.00	22.00	29.00	36.00
Self-drilling screw 4.2x13 Flat Head (for fixing the double studs)	pcs.	0.00	0.00	0.00	6.00	9.00	12.00
Self-drilling screw 4.2x13 Flat Head (for joining the studs)	pcs.	5.00	7.00	9.00	9.00	13.00	17.00
Metal dowel Siniat 6x40(*1) (for fixing bottom tracks and perimeter studs)	pcs.	1.00					
Mechanical fixing (* 1) of upper tracks	pcs.	0.50					
Monoadhesive sealing tape	m	1.00					
Joint tape (*2)	m	3.50					
Nida Profesional jointing plaster with average setting time	kg	0.60					
Nida Boardfix adhesive plaster	kg	0.10					
Optional: Adera Liss finishing plaster for Q4 finishing level	kg	1.00					
Self-adhesive staple for fixing mineral wool	pcs.	1.00					

Notes

When assessing the consumption of materials, the following aspects were taken into account:

- Mineral wool shall be disposed only for acoustic insulation and fire resistance reasons according to the Technical Agreement
- The length of the CW studs is considered 4.0 m
- The calculated surface area for material consumption is $L = 12 \text{ m} \times (H = 3 \dots 11 \text{ m})$
- The current material consumption does not cover the upper fixing (such as board battens, lateral claddings, etc.), which will be evaluated separately.
- The consumption for UW profiles used in joining CW studs is calculated for $H = 5 \text{ m}$ and $L = 6 \text{ m}$, respectively $H = 9 \text{ m}$ and $L = 12 \text{ m}$
- In cases mandated by the Fire Technical Approval, special-sized UW top track profiles will be used
- When choosing the mechanical fixing of the perimeter profiles (UW horizontal profiles and CW vertical profiles), the nature and structure of the support layer (reinforced concrete elements, metal profiles, corrugated sheet roofing systems or sandwich panel, etc.) will also be taken into account.
- Length of self-tapping screws 212, noted L1 will be chosen depending on the thickness of the boards (L1: minimum 25 mm for 12.5 mm thick boards and minimum 35 mm for 15 mm thick boards)
- In order to achieve quickness and ease of execution, the treatment of joints can be done with the ready-made Nida MULTI TASK plaster. For more information, please consult the technical datasheet for the Nida Multi Task, available at www.siniat.ro
- Alternatively to ADERA LISS, ready-made plaster products can be used: Nida READYMIX PROFESIONAL, Nida EXCELLENCE, Nida MULTI TASK
- In the case of Aquaboard systems (special system solutions located in spaces with extreme humidity: swimming pools, saunas) only the ready-made Nida PREGYWAB READYMIX plaster product shall be used on a mandatory basis for the joining and finishing of the boards.
- The consumption estimate for Nida Boardfix is considered for filling joints smaller than 10 mm between plasterboards and perimeter elements (e.g., with concrete at the bottom). Other uses: fixing window sills to masonry, repairs to plasterboard systems. It is not used for filling expansion joints provided for structural reasons or due to fire resistance requirements.
- For calculating the material consumption from the presented sheet, a straight wall surface without any features such as intersections with other elements (columns, beams), wall corner areas, openings (door openings), structural joints, sliding joints at the top or sides, penetrations or passages for installations, and similar elements has been considered.

Material consumption sheet for double-layered D-wall

Product name		UM	Single stud (CW)			Doubled stud (CW-H)		
			600 mm	400 mm	300 mm	600 mm	400 mm	300 mm
Plasterboard (layer 1)		m ²	2.00					
Plasterboard (layer 2)		m ²	2.00					
Mineral wool		m ²	1.00					
Nida Metal CW50/75/100 stud		m	1.90	2.70	3.50	3.70	5.40	7.00
Nida Metal UW50/75/100 lower track	H ≤ 4 m	m	0.30					
	4 < H ≤ 6 m	m	0.20					
	6 < H ≤ 8 m	m	0.15					
	8 < H ≤ 11 m	m	0.10					
NIDA Metal UW50/75/100 upper track	H ≤ 4 m	m	0.35					
	4 < H ≤ 6 m	m	0.20					
	6 < H ≤ 8 m	m	0.15					
	8 < H ≤ 11 m	m	0.10					
Nida Metal UW50 profile (for joining the studs CW50)	H ≤ 4 m	m	0.00	0.00	0.00	0.00	0.00	0.00
	4 < H ≤ 8 m	m	0.35	0.55	0.70	0.75	1.10	1.40
Nida Metal UW75 profile (for joining the studs CW75)	H ≤ 4 m	m	0.00	0.00	0.00	0.00	0.00	0.00
	4 < H ≤ 8 m	m	0.55	0.80	1.05	1.10	1.60	2.10
	8 < H ≤ 11 m	m	0.60	0.90	1.20	1.25	1.80	2.30
Nida Metal UW100 profile (for joining the studs CW100)	H ≤ 4 m	m	0.00	0.00	0.00	0.00	0.00	0.00
	4 < H ≤ 8 m	m	0.75	1.10	1.40	1.55	2.10	2.80
	8 < H ≤ 11 m	m	0.80	1.20	1.60	1.65	2.40	3.10
Self-tapping screw 212xL1		pcs.	10.00	13.00	16.00	10.00	13.00	16.00
Self-tapping screw 212xL2		pcs.	22.00	29.00	36.00	22.00	29.00	36.00
Self-drilling screw 4.2x13 Flat Head (for fixing the double studs)		pcs.	0.00	0.00	0.00	6.00	9.00	12.00
Self-drilling screw 4.2x13 Flat Head (for joining the studs)		pcs.	5.00	7.00	9.00	9.00	13.00	17.00
Metal dowel Siniat 6x40(*1) (for fixing bottom tracks and perimeter studs)		pcs.	1.00					
Mechanical fixing (* 1) of upper tracks		pcs.	0.50					
Single-sided sealing tape		m	1.00					
Joint tape (*2)		m	3.50					
Nida Profesional jointing plaster with average setting time		kg	1.20					
Nida Boardfix adhesive plaster		kg	0.10					
Optional: Adera Liss finishing plaster for Q4 finishing level		kg	1.00					
Self-adhesive staple for fixing mineral wool		pcs.	1.00					

Notes

When assessing the consumption of materials, the following aspects were taken into account:

- Mineral wool shall be disposed only for acoustic insulation and fire resistance reasons according to the Technical Agreement
- The length of the CW studs is considered 4.0 m
- The calculated surface area for material consumption is $L = 12 \text{ m} \times (H = 3 \dots 11 \text{ m})$
- The current material consumption does not cover the upper fixing (such as board battens, lateral claddings, etc.), which will be evaluated separately.
- The consumption for UW profiles used in joining CW studs is calculated for $H = 5 \text{ m}$ and $L = 6 \text{ m}$, respectively $H = 9 \text{ m}$ and $L = 12 \text{ m}$
- In cases mandated by the Fire Technical Approval, special-sized UW top track profiles will be used
- When choosing the mechanical fixing of the perimeter profiles (UW horizontal profiles and CW vertical profiles), the nature and structure of the support layer (reinforced concrete elements, metal profiles, corrugated sheet roofing systems or sandwich panel, etc.) will also be taken into account.
- The layers of plasterboard are numbered starting from the Nida Metal CW/UW profiles towards the exterior as follows: Layer 1 (the first layer fixed on the CW profiles), Layer 2 (the last layer installed).
- Length of self-tapping screws 212, noted L1 and L2 will be chosen depending on the thickness of the boards (L1: minimum 25 mm for 12.5 mm thick boards and minimum 35 mm for 15 mm thick boards; L2: minimum 35 mm for 2x12.5 mm thick boards and 45 mm for 2x15 mm thick boards; where $L1 < L2$)
- In order to achieve quickness and ease of execution, the treatment of joints can be done with the ready-made Nida MULTI TASK plaster. For more information, please consult the technical datasheet for the Nida Multi Task, available at www.siniat.ro
- Alternatively to ADERA LISS, ready-made plaster products can be used: Nida READYMIX PROFESIONAL, Nida EXCELLENCE, Nida MULTI TASK
- In the case of Aquaboard systems (special system solutions located in spaces with extreme humidity: swimming pools, saunas) only the ready-made Nida PREGYWAB READYMIX plaster product shall be used on a mandatory basis for the joining and finishing of the boards.
- The consumption estimate for Nida Boardfix is considered for filling joints smaller than 10 mm between plasterboards and perimeter elements (e.g., with concrete at the bottom). Other uses: fixing window sills to masonry, repairs to plasterboard systems. It is not used for filling expansion joints provided for structural reasons or due to fire resistance requirements.
- For calculating the material consumption from the presented sheet, a straight wall surface without any features such as intersections with other elements (columns, beams), wall corner areas, openings (door openings), structural joints, sliding joints at the top or sides, penetrations or passages for installations, and similar elements has been considered.



Material consumption per m² - D-type walls

Material consumption sheet for triple-layered D-wall

Product name		UM	Single stud (CW)			Doubled stud (CW-H)		
			600 mm	400 mm	300 mm	600 mm	400 mm	300 mm
Plasterboard (layer 1)		m ²	2.00					
Plasterboard (layer 2)		m ²	2.00					
Plasterboard (layer 3)		m ²	2.00					
Mineral wool		m ²	1.00					
Nida Metal CW50/75/100 stud		m	1.90	2.70	3.50	3.70	5.40	7.00
Nida Metal UW50/75/100 lower track	H ≤ 4 m	m	0.30					
	4 < H ≤ 6 m	m	0.20					
	6 < H ≤ 8 m	m	0.15					
	8 < H ≤ 11 m	m	0.10					
NIDA Metal UW50/75/100 upper track	H ≤ 4 m	m	0.35					
	4 < H ≤ 6 m	m	0.20					
	6 < H ≤ 8 m	m	0.15					
	8 < H ≤ 11 m	m	0.10					
Nida Metal UW50 profile (for joining the studs CW50)	H ≤ 4 m	m	0.00	0.00	0.00	0.00	0.00	0.00
	4 < H ≤ 8 m	m	0.35	0.55	0.70	0.75	1.10	1.40
Nida Metal UW75 profile (for joining the studs CW75)	H ≤ 4 m	m	0.00	0.00	0.00	0.00	0.00	0.00
	4 < H ≤ 8 m	m	0.55	0.80	1.05	1.10	1.60	2.10
	8 < H ≤ 11 m	m	0.60	0.90	1.20	1.25	1.80	2.30
Nida Metal UW100 profile (for joining the studs CW100)	H ≤ 4 m	m	0.00	0.00	0.00	0.00	0.00	0.00
	4 < H ≤ 8 m	m	0.75	1.10	1.40	1.55	2.10	2.80
	8 < H ≤ 11 m	m	0.80	1.20	1.60	1.65	2.40	3.10
Self-tapping screw 212xL1		pcs.	10.00	13.00	16.00	10.00	13.00	16.00
Self-tapping screw 212xL2		pcs.	10.00	13.00	16.00	10.00	13.00	16.00
Self-tapping screw 212xL3		pcs.	22.00	29.00	36.00	22.00	29.00	36.00
Self-drilling screw 4.2x13 Flat Head (for fixing the double studs)		pcs.	0.00	0.00	0.00	6.00	9.00	12.00
Self-drilling screw 4.2x13 Flat Head (for joining the studs)		pcs.	5.00	7.00	9.00	9.00	13.00	17.00
Metal dowel Siniat 6x40(*1) (for fixing bottom tracks and perimeter studs)		pcs.	1.00					
Mechanical fixing (*1) of upper tracks		pcs.	0.50					
Monoadhesive sealing tape		m	1.00					
Joint tape (*2)		m	3.50					
Nida Professional jointing plaster with average setting time		kg	1.80					
Nida Boardfix adhesive plaster		kg	0.10					
Optional: Adera Liss finishing plaster for Q4 finishing level		kg	1.00					
Self-adhesive staple for fixing mineral wool		pcs.	1.00					

Notes

When assessing the consumption of materials, the following aspects were taken into account:

- Mineral wool shall be disposed only for acoustic insulation and fire resistance reasons according to the Technical Agreement
- The length of the CW studs is considered 4.0 m
- The calculated surface area for material consumption is $L = 12 \text{ m} \times (H = 3 \dots 11 \text{ m})$
- The current material consumption does not cover the upper fixing (such as board battens, lateral claddings, etc.), which will be evaluated separately.
- The consumption for UW profiles used in joining CW studs is calculated for $H = 5 \text{ m}$ and $L = 6 \text{ m}$, respectively $H = 9 \text{ m}$ and $L = 12 \text{ m}$
- In cases mandated by the Fire Technical Approval, special-sized UW top track profiles will be used
- When choosing the mechanical fixing of the perimeter profiles (UW horizontal profiles and CW vertical profiles), the nature and structure of the support layer (reinforced concrete elements, metal profiles, corrugated sheet roofing systems or sandwich panel, etc.) will also be taken into account.
- The layers of plasterboard are numbered starting from the Nida Metal CW/UW profiles towards the exterior as follows: Layer 1 (the first layer fixed on the CW profiles), Layer 2 (the second layer installed), and Layer 3 (the last layer of plasterboard installed)
- Length of self-tapping screws 212, noted L1 and L2 will be chosen depending on the thickness of the boards (L1: minimum 25 mm for 12.5 mm thick boards and minimum 35 mm for 15 mm thick boards; L2: minimum 35 mm for 2x12.5 mm thick boards and minimum 45 mm for 2x15 mm thick boards; L3: minimum 55 mm for 3x12.5 thickness boards and minimum 55 mm for 3x15 thickness boards where $L1 < L2 < L3$)
- In order to achieve quickness and ease of execution, the treatment of joints can be done with the ready-made Nida MULTI TASK plaster. For more information, please consult the technical datasheet for the Nida Multi Task, available at www.siniat.ro
- Alternatively to ADERA LISS, ready-made plaster products can be used: Nida READYMIX PROFESIONAL, Nida EXCELLENCE, Nida MULTI TASK
- In the case of Aquaboard systems (special system solutions located in spaces with extreme humidity: swimming pools, saunas) only the ready-made Nida PREGYWAB READYMIX plaster product shall be used on a mandatory basis for the joining and finishing of the boards.
- The consumption estimate for Nida Boardfix is considered for filling joints smaller than 10 mm between plasterboards and perimeter elements (e.g., with concrete at the bottom). Other uses: fixing window sills to masonry, repairs to plasterboard systems. It is not used for filling expansion joints provided for structural reasons or due to fire resistance requirements.
- For calculating the material consumption from the presented sheet, a straight wall surface without any features such as intersections with other elements (columns, beams), wall corner areas, openings (door openings), structural joints, sliding joints at the top or sides, penetrations or passages for installations, and similar elements has been considered.

with fiber



Handle without fear of cracking




Mechanical resistance increased



4 edges reinforced and finished

nida Expert+

As if having
two right hands



PARTITION WALLS MADE OF SINIAT PLASTERBOARD TYPE S WITH SUPERIOR ACOUSTIC INSULATION PERFORMANCE

Double-layered partition walls EI60	94
Double-layered partition walls EI90	98
Double-layered partition walls EI120	102
Triple-layered partition walls EI120	104
Double-layered partition walls EI180	106
Triple-layered partition walls EI180	108
Material consumption sheet for double-layered S-type wall	110
Material consumption sheet for triple-layered S-wall	111



Partition wall EI60 - DOUBLE-LAYERED


Fire resistance

30	45	60
----	----	----

Acoustic insulation
Rw ≤ 65 dB

Maximum height
6.50 m

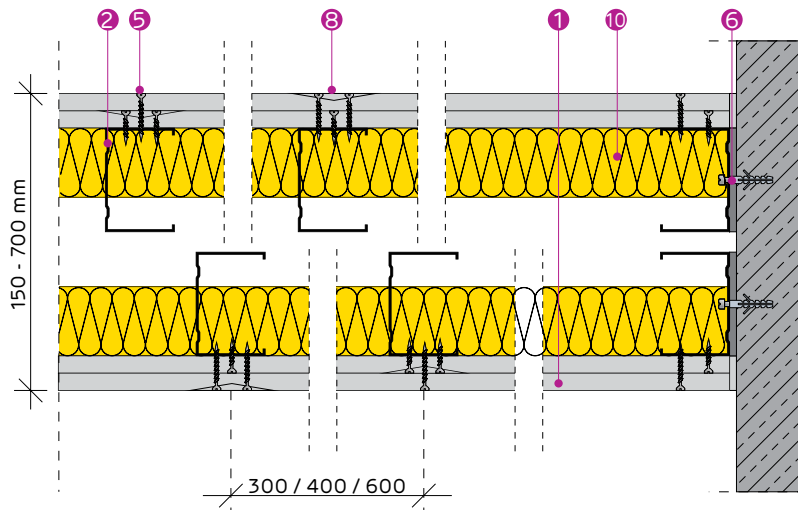
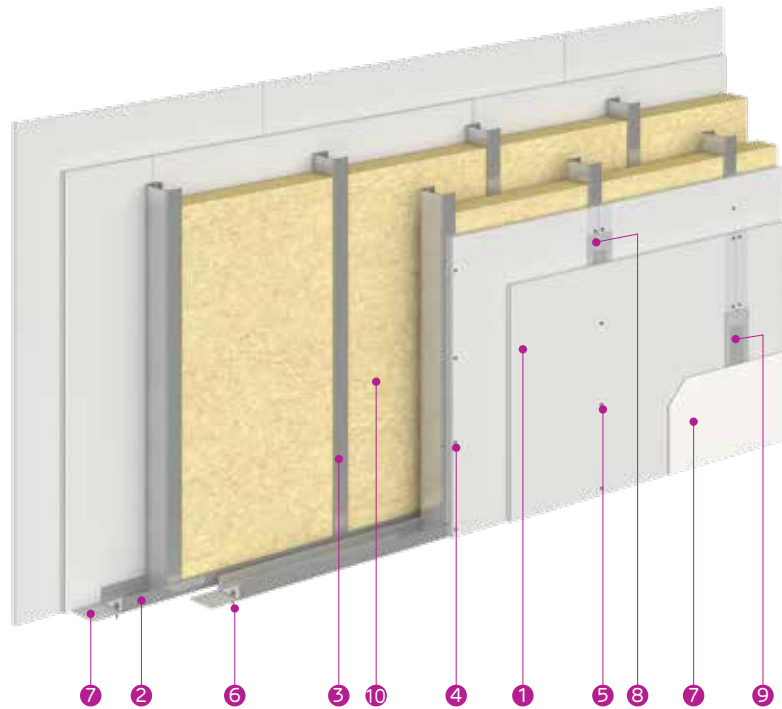
Technical Approval



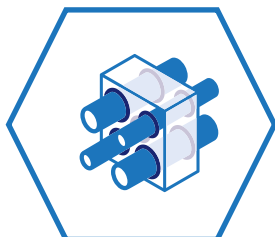
The system can be installed with single studs as well.



The system can be installed with doubled studs as well.



PROMAT'S APPROVED SOLUTIONS FOR PENETRATIONS THROUGH FIRE-RESISTANT WALLS



- 1 PLASTERBOARD 2X NIDA EXPERT PLUS 12.5
- 2 NIDA METAL UW TRACK PROFILE
- 3 NIDA METAL CW STUD PROFILE
- 4 SELF-TAPPING SCREW 212XL1
- 5 SELF-TAPPING SCREW 212XL2
- 6 MECHANICAL FIXING
- 7 SINGLE-SIDED SEALING TAPE
- 8 NIDA PROFESIONAL JOINTING PLASTER
- 9 JOINTING TAPE & NIDA PROFESIONAL JOINTING PLASTER
- 10 MINERAL WOOL (OPTIONAL)
- 11 ADERA LISS FINISHING PLASTER (Q4 LEVEL)



selector.promat.com

SYSTEM CONFIGURATIONS AND PERFORMANCES

SINIAT system code	Nida Metal profile		Type, number, and thickness of SINIAT boards on each side of the wall		Acoustic insulation ⁽²⁾ Rw [dB]		Wall thickness [mm]	Weight ⁽¹⁾ [kg/m ²]	Maximum height [m]
	Profile type	Interax [mm]	Plasterboard type	Number of layers and thickness of boards	1x Mineral wool 50 mm, 10 kg/m ³	2x Mineral wool ⁽³⁾ 50 mm, 10 kg/m ³			
S160CW50-600/Expert Plus	CW50	600	Nida Expert Plus	2x12.5	59	60	160	39.3	4.55
S160CW50-400/Expert Plus	CW50	400	Nida Expert Plus	2x12.5	59	60	160	39.9	4.77
S160CW50-300/Expert Plus	CW50	300	Nida Expert Plus	2x12.5	59	60	160	41.2	5.25
S160CW50-H-600/Expert Plus	2xCW50	600	Nida Expert Plus	2x12.5	59	60	160	41.3	5.56
S160CW50-H-400/Expert Plus	2xCW50	400	Nida Expert Plus	2x12.5	59	60	160	44.0	5.83
S160CW50-H-300/Expert Plus	2xCW50	300	Nida Expert Plus	2x12.5	59	60	160	46.8	6.12
S210CW75-600/Expert Plus	CW75	600	Nida Expert Plus	2x12.5	62	63	210	40.4	6.06
S210CW75-400/Expert Plus	CW75	400	Nida Expert Plus	2x12.5	62	63	210	41.1	6.36
S210CW75-300/Expert Plus	CW75	300	Nida Expert Plus	2x12.5	62	63	210	42.8	6.49
S210CW75-H-600/Expert Plus	2xCW75	600	Nida Expert Plus	2x12.5	62	63	210	43.0	6.50
S210CW75-H-400/Expert Plus	2xCW75	400	Nida Expert Plus	2x12.5	62	63	210	46.4	6.50
S210CW75-H-300/Expert Plus	2xCW75	300	Nida Expert Plus	2x12.5	62	63	210	49.9	6.50
S260CW100-600/Expert Plus	CW100	600	Nida Expert Plus	2x12.5	64	65	260	41.8	6.50
S260CW100-400/Expert Plus	CW100	400	Nida Expert Plus	2x12.5	64	65	260	42.9	6.50
S260CW100-300/Expert Plus	CW100	300	Nida Expert Plus	2x12.5	64	65	260	45.0	6.50
S260CW100-H-600/Expert Plus	2xCW100	600	Nida Expert Plus	2x12.5	64	65	260	45.2	6.50
S260CW100-H-400/Expert Plus	2xCW100	400	Nida Expert Plus	2x12.5	64	65	260	50.3	6.50
S260CW100-H-300/Expert Plus	2xCW100	300	Nida Expert Plus	2x12.5	64	65	260	53.5	6.50

CLASSIFICATION OF SINIAT BOARDS BASED ON THEIR FIELD OF USE

Use in the system ...	Siniat board								
	Expert+	Hydro+	Acoustic	Flam	Flam Extra	Hydroflam	Resistex	LaDura	Aquaboard
inside buildings in spaces without exposure to humidity ^(*)	****	****	****	****	****	****	****	****	****
inside buildings in spaces with moderate exposure to humidity ^(*)	-	****	-	-	-	****	****	****	****
inside buildings in spaces with high exposure to humidity ^(*)	-	-	-	-	-	-	-	****	****
inside buildings in spaces with excessive exposure to humidity ^(*)	-	-	-	-	-	-	-	-	****
with fire resistance	***	***	***	****	****	****	****	****	****
with acoustic insulation performance	***	***	****	****	****	****	****	****	****
exposed to the exterior of the building in external environmental conditions (facade)	-	-	-	-	-	-	-	-	****
with mechanical resistance	**	**	**	***	****	***	****	****	***
with burglary resistance ^(**)	*	*	*	*	*	*	****	*	*

(*) Spaces without exposure to humidity are considered rooms with air humidity levels below 60%; moderate humidity: bathrooms and kitchens; high humidity: showers, changing rooms, laundries, industrial kitchens; excessive humidity: swimming pools, saunas, spa areas

(**) Siniat's anti-burglary systems are made with Resistex boards. Anti-burglary walls can be constructed using Resistex boards together with other Siniat boards, depending on performance requirements (RC2 class, acoustic insulation, fire resistance, etc.).

Notes

(1) The weight of the systems is calculated for the maximum height according to the table, and includes in the calculation the mineral wool (two rows), and finishing plaster for Q4 level

(2) The values of sound insulation indices are determined based on laboratory tests and extrapolated using dedicated calculation programs. The mineral wool considered in determining the values in the table has a thickness of 50 mm and a minimum density of 10 kg/m³.

(3) For type S wall systems, it is recommended to use mineral wool insulation on each row of CW-UW structure to achieve superior acoustic performance.

● The board **Nida Expert Plus** can be substituted with the following boards: **Nida Hydro Plus, Nida Acoustic, Nida Flam, Nida Hydroflam, Nida Flam Extra, Resistex, LaDura, Aquaboard**. For spaces with humidity, **Nida Expert Plus** can only be substituted with: **Nida Hydro Plus, Nida Hydroflam, Resistex, LaDura, Aquaboard**.

● Alternatively to **Nida PROFESIONAL**, ready-made plaster can be used for joint treatment, such as **Nida MULTI TASK**.

● Alternatively to **Adera LISS** ready-made plaster can be used for finishing plasterboards (Q4 level), such as **Nida MULTI TASK**.

For the material consumption table, refer to the Material Consumption Sheet on page 110.

Access **the professional plasterboard system calculator Sinc** and generate the material consumption and associated costs according to the project specifications.



Partition wall EI60 - DOUBLE-LAYERED

Acoustic performance

Fire resistance

30	45	60
----	----	----

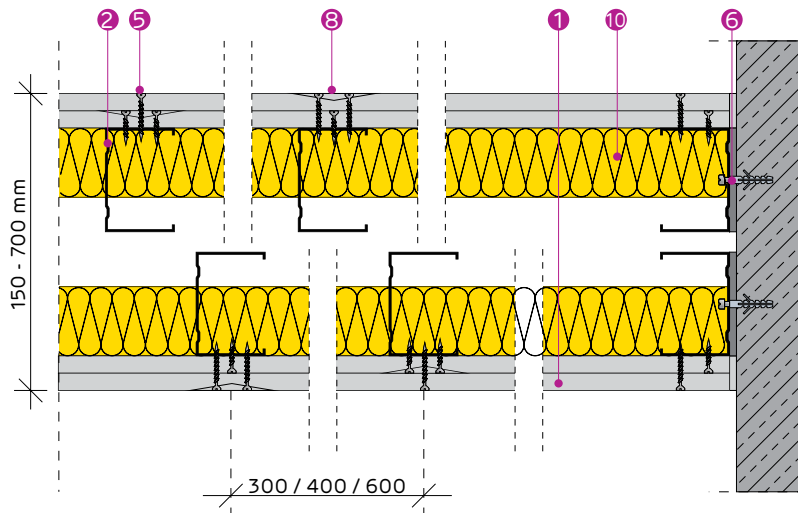
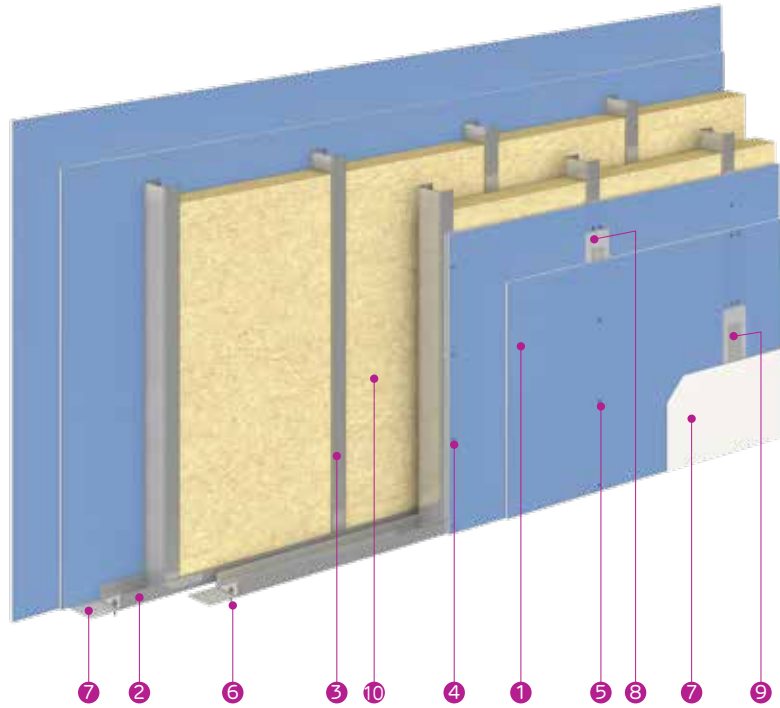
Acoustic insulation
Rw ≤ 71 dB

Maximum height
6.50 m

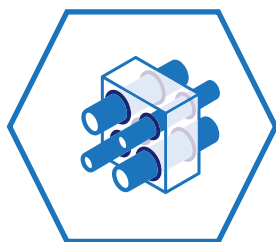
Technical Approval

The system can be installed with single studs as well.

The system can be installed with doubled studs as well.



PROMAT'S APPROVED SOLUTIONS FOR PENETRATIONS THROUGH FIRE-RESISTANT WALLS



- 1 PLASTERBOARD 2X NIDA ACUSTIC 12.5
- 2 NIDA METAL UW TRACK PROFILE
- 3 NIDA METAL CW STUD PROFILE
- 4 SELF-TAPPING SCREW 212XL1
- 5 SELF-TAPPING SCREW 212XL2
- 6 MECHANICAL FIXING
- 7 SINGLE-SIDED SEALING TAPE
- 8 NIDA PROFESIONAL JOINTING PLASTER
- 9 JOINTING TAPE & NIDA PROFESIONAL JOINTING PLASTER
- 10 MINERAL WOOL (OPTIONAL)
- 11 ADERA LISS FINISHING PLASTER (Q4 LEVEL)



selector.promat.com

SYSTEM CONFIGURATIONS AND PERFORMANCES

SINIAT system code	Nida Metal profile		Type, number, and thickness of SINIAT boards on each side of the wall		Acoustic insulation ⁽²⁾ Rw [dB]		Wall thickness [mm]	Weight ⁽¹⁾ [kg/m ²]	Maximum height [m]
	Profile type	Interax [mm]	Plasterboard type	Number of layers and thickness of boards	1x Mineral wool 50 mm, 10 kg/m ³	2x Mineral wool ⁽³⁾ 50 mm, 10 kg/m ³			
S160CW50-600/Acoustic	CW50	600	Nida Acoustic	2x12.5	65	66	160	51.3	4.55
S160CW50-400/Acoustic	CW50	400	Nida Acoustic	2x12.5	65	66	160	51.9	4.77
S160CW50-300/Acoustic	CW50	300	Nida Acoustic	2x12.5	65	66	160	53.2	5.25
S160CW50-H-600/Acoustic	2xCW50	600	Nida Acoustic	2x12.5	65	66	160	53.3	5.56
S160CW50-H-400/Acoustic	2xCW50	400	Nida Acoustic	2x12.5	65	66	160	56.0	5.83
S160CW50-H-300/Acoustic	2xCW50	300	Nida Acoustic	2x12.5	65	66	160	58.8	6.12
S210CW75-600/Acoustic	CW75	600	Nida Acoustic	2x12.5	67	69	210	52.4	6.06
S210CW75-400/Acoustic	CW75	400	Nida Acoustic	2x12.5	67	69	210	53.1	6.36
S210CW75-300/Acoustic	CW75	300	Nida Acoustic	2x12.5	67	69	210	54.8	6.49
S210CW75-H-600/Acoustic	2xCW75	600	Nida Acoustic	2x12.5	67	69	210	55.0	6.50
S210CW75-H-400/Acoustic	2xCW75	400	Nida Acoustic	2x12.5	67	69	210	58.4	6.50
S210CW75-H-300/Acoustic	2xCW75	300	Nida Acoustic	2x12.5	67	69	210	61.9	6.50
S260CW100-600/Acoustic	CW100	600	Nida Acoustic	2x12.5	68	71	260	53.8	6.50
S260CW100-400/Acoustic	CW100	400	Nida Acoustic	2x12.5	68	71	260	54.9	6.50
S260CW100-300/Acoustic	CW100	300	Nida Acoustic	2x12.5	68	71	260	57.0	6.50
S260CW100-H-600/Acoustic	2xCW100	600	Nida Acoustic	2x12.5	68	71	260	57.3	6.50
S260CW100-H-400/Acoustic	2xCW100	400	Nida Acoustic	2x12.5	68	71	260	62.3	6.50
S260CW100-H-300/Acoustic	2xCW100	300	Nida Acoustic	2x12.5	68	71	260	65.5	6.50

CLASSIFICATION OF SINIAT BOARDS BASED ON THEIR FIELD OF USE

Use in the system ...	Siniat board								
	Expert+	Hydro+	Acoustic	Flam	Flam Extra	Hydroflam	Resistex	LaDura	Aquaboard
inside buildings in spaces without exposure to humidity ^(*)	****	****	****	****	****	****	****	****	****
inside buildings in spaces with moderate exposure to humidity ^(*)	-	****	-	-	-	****	****	****	****
inside buildings in spaces with high exposure to humidity ^(*)	-	-	-	-	-	-	-	****	****
inside buildings in spaces with excessive exposure to humidity ^(*)	-	-	-	-	-	-	-	-	****
with fire resistance	***	***	***	****	****	****	****	****	****
with acoustic insulation performance	***	***	****	****	****	****	****	****	****
exposed to the exterior of the building in external environmental conditions (facade)	-	-	-	-	-	-	-	-	****
with mechanical resistance	**	**	**	***	****	***	****	****	***
with burglary resistance ^(**)	*	*	*	*	*	*	****	*	*

(*) Spaces without exposure to humidity are considered rooms with air humidity levels below 60%; moderate humidity: bathrooms and kitchens; high humidity: showers, changing rooms, laundries, industrial kitchens; excessive humidity: swimming pools, saunas, spa areas

(**) Siniat's anti-burglary systems are made with Resistex boards. Anti-burglary walls can be constructed using Resistex boards together with other Siniat boards, depending on performance requirements (RC2 class, acoustic insulation, fire resistance, etc.).

Notes

(1) The weight of the systems is calculated for the maximum height according to the table, and includes in the calculation the mineral wool (two rows), and finishing plaster for Q4 level

(2) The values of sound insulation indices are determined based on laboratory tests and extrapolated using dedicated calculation programs. The mineral wool considered in determining the values in the table has a thickness of 50 mm and a minimum density of 10 kg/m³.

(3) For type S wall systems, it is recommended to use mineral wool insulation on each row of CW-UW structure to achieve superior acoustic performance.

- In spaces with humidity and acoustic insulation requirements, **Nida Acoustic** can only be substituted by: **Nida Hydroflam**, **Resistex**, **LaDura**, **Aquaboard**.
 - Alternatively to **Nida PROFESIONAL**, ready-made plaster can be used for joint treatment, such as **Nida MULTI TASK**.
 - Alternatively to **Adera LISS** ready-made plaster can be used for finishing plasterboards (Q4 level), such as **Nida MULTI TASK**.
- For the material consumption table, refer to the Material Consumption Sheet on page 110.

Access **the professional plasterboard system calculator Sinc** and generate the material consumption and associated costs according to the project specifications.



Partition wall EI90 - DOUBLE-LAYERED

Fire resistance

30	45	60	90
----	----	----	----

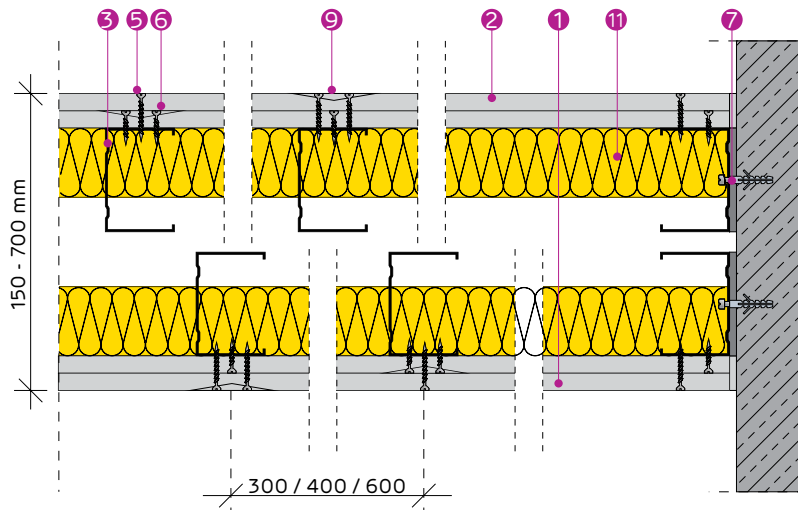
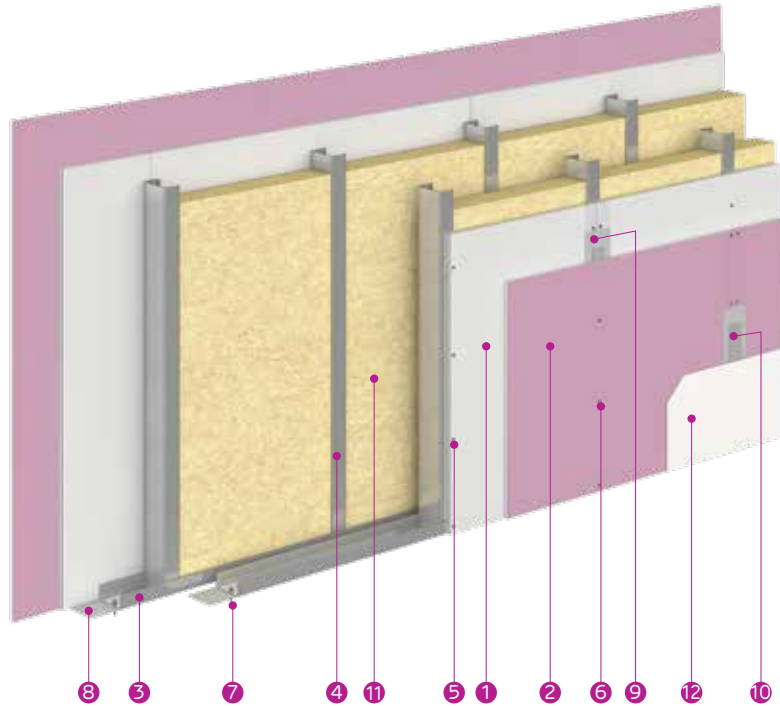
Acoustic insulation
Rw ≤ 68 dB

Maximum height
6.50 m

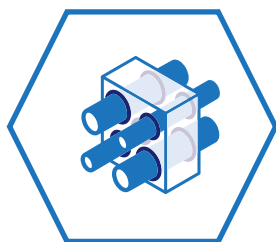


The system can be installed with single studs as well.

The system can be installed with doubled studs as well.



PROMAT'S APPROVED SOLUTIONS FOR PENETRATIONS THROUGH FIRE-RESISTANT WALLS



- 1 PLASTERBOARD NIDA EXPERT PLUS 12.5
- 2 PLASTERBOARD NIDA FLAM
- 3 NIDA METAL UW TRACK PROFILE
- 4 NIDA METAL CW STUD PROFILE
- 5 SELF-TAPPING SCREW 212XL1
- 6 SELF-TAPPING SCREW 212XL2
- 7 MECHANICAL FIXING
- 8 SINGLE-SIDED SEALING TAPE
- 9 NIDA PROFESSIONAL JOINTING PLASTER
- 10 JOINTING TAPE & NIDA PROFESSIONAL JOINTING PLASTER
- 11 MINERAL WOOL (OPTIONAL)
- 12 ADERA LISS FINISHING PLASTER (Q4 LEVEL)



selector.promat.com

SYSTEM CONFIGURATIONS AND PERFORMANCES

SINIAT system code	Nida Metal profile		Type, number, and thickness of SINIAT boards on each side of the wall		Acoustic insulation ⁽²⁾		Wall thickness [mm]	Weight ⁽¹⁾ [kg/m ²]	Maximum height [m]
	Profile type	Interax [mm]	Plasterboard type	Number of layers and thickness of boards	1x Mineral wool 50 mm, 10 kg/m ³	2x Mineral wool ⁽³⁾ 50 mm, 10 kg/m ³			
S160CW50-600/Expert Plus +Flam	CW50	600	Nida Expert Plus + Nida Flam	12.5 + 12.5	62	63	160	45.7	4.55
S160CW50-400/Expert Plus +Flam	CW50	400	Nida Expert Plus + Nida Flam	12.5 + 12.5	62	63	160	46.3	4.77
S160CW50-300/Expert Plus +Flam	CW50	300	Nida Expert Plus + Nida Flam	12.5 + 12.5	62	63	160	47.6	5.25
S160CW50-H-600/Expert Plus +Flam	2xCW50	600	Nida Expert Plus + Nida Flam	12.5 + 12.5	62	63	160	47.7	5.56
S160CW50-H-400/Expert Plus +Flam	2xCW50	400	Nida Expert Plus + Nida Flam	12.5 + 12.5	62	63	160	50.4	5.83
S160CW50-H-300/Expert Plus +Flam	2xCW50	300	Nida Expert Plus + Nida Flam	12.5 + 12.5	62	63	160	53.2	6.12
S210CW75-600/Expert Plus +Flam	CW75	600	Nida Expert Plus + Nida Flam	12.5 + 12.5	65	66	210	46.8	6.06
S210CW75-400/Expert Plus +Flam	CW75	400	Nida Expert Plus + Nida Flam	12.5 + 12.5	65	66	210	47.5	6.36
S210CW75-300/Expert Plus +Flam	CW75	300	Nida Expert Plus + Nida Flam	12.5 + 12.5	65	66	210	49.2	6.49
S210CW75-H-600/Expert Plus +Flam	2xCW75	600	Nida Expert Plus + Nida Flam	12.5 + 12.5	65	66	210	49.4	6.50
S210CW75-H-400/Expert Plus +Flam	2xCW75	400	Nida Expert Plus + Nida Flam	12.5 + 12.5	65	66	210	52.8	6.50
S210CW75-H-300/Expert Plus +Flam	2xCW75	300	Nida Expert Plus + Nida Flam	12.5 + 12.5	65	66	210	56.3	6.50
S260CW100-600/Expert Plus +Flam	CW100	600	Nida Expert Plus + Nida Flam	12.5 + 12.5	66	68	260	48.2	6.50
S260CW100-400/Expert Plus +Flam	CW100	400	Nida Expert Plus + Nida Flam	12.5 + 12.5	66	68	260	49.3	6.50
S260CW100-300/Expert Plus +Flam	CW100	300	Nida Expert Plus + Nida Flam	12.5 + 12.5	66	68	260	51.4	6.50
S260CW100-H-600/Expert Plus +Flam	2xCW100	600	Nida Expert Plus + Nida Flam	12.5 + 12.5	66	68	260	51.3	6.50
S260CW100-H-400/Expert Plus +Flam	2xCW100	400	Nida Expert Plus + Nida Flam	12.5 + 12.5	66	68	260	56.7	6.50
S260CW100-H-300/Expert Plus +Flam	2xCW100	300	Nida Expert Plus + Nida Flam	12.5 + 12.5	66	68	260	59.9	6.50

CLASSIFICATION OF SINIAT BOARDS BASED ON THEIR FIELD OF USE

Use in the system ...	Siniat board								
	Expert+	Hydro+	Acoustic	Flam	Flam Extra	Hydroflam	Resistex	LaDura	Aquaboard
inside buildings in spaces without exposure to humidity ^(*)	****	****	****	****	****	****	****	****	****
inside buildings in spaces with moderate exposure to humidity ^(*)	-	****	-	-	-	****	****	****	****
inside buildings in spaces with high exposure to humidity ^(*)	-	-	-	-	-	-	-	****	****
inside buildings in spaces with excessive exposure to humidity ^(*)	-	-	-	-	-	-	-	-	****
with fire resistance	***	***	***	****	****	****	****	****	****
with acoustic insulation performance	***	***	****	****	****	****	****	****	****
exposed to the exterior of the building in external environmental conditions (facade)	-	-	-	-	-	-	-	-	****
with mechanical resistance	**	**	**	***	****	***	****	****	***
with burglary resistance ^(**)	*	*	*	*	*	*	****	*	*

(*) Spaces without exposure to humidity are considered rooms with air humidity levels below 60%; moderate humidity: bathrooms and kitchens; high humidity: showers, changing rooms, laundries, industrial kitchens; excessive humidity: swimming pools, saunas, spa areas

(**) Siniat's anti-burglary systems are made with Resistex boards. Anti-burglary walls can be constructed using Resistex boards together with other Siniat boards, depending on performance requirements (RC2 class, acoustic insulation, fire resistance, etc.).

Notes

(1) The weight of the systems is calculated for the maximum height according to the table, and includes in the calculation the mineral wool (two rows), and finishing plaster for Q4 level.

(2) The values of sound insulation indices are determined based on laboratory tests and extrapolated using dedicated calculation programs. The mineral wool considered in determining the values in the table has a thickness of 50 mm and a minimum density of 10 kg/m³.

(3) For type S wall systems, it is recommended to use mineral wool insulation on each row of CW-UW structure to achieve superior acoustic performance.

● The board **Nida Expert Plus** can be substituted with the following boards: **Nida Hydro Plus, Nida Acoustic, Nida Flam, Nida Hydroflam, Nida Flam Extra, Resistex, LaDura, Aquaboard**. For spaces with humidity, **Nida Expert Plus** can only be substituted with: **Nida Hydro Plus, Nida Hydroflam, Resistex, LaDura, Aquaboard**.

● Alternatively to **Nida PROFESIONAL**, ready-made plaster can be used for joint treatment, such as **Nida MULTI TASK**.

● Alternatively to **Adera LISS** ready-made plaster can be used for finishing plasterboards (Q4 level), such as **Nida MULTI TASK**.

For the material consumption table, refer to the Material Consumption Sheet on page 110.

Access **the professional plasterboard system calculator Sinc** and generate the material consumption and associated costs according to the project specifications.



Partition wall EI90 - DOUBLE-LAYERED

Acoustic performance



Fire resistance

30	45	60	90
----	----	----	----



Acoustic insulation
Rw ≤ 71 dB



Maximum height
6.50 m



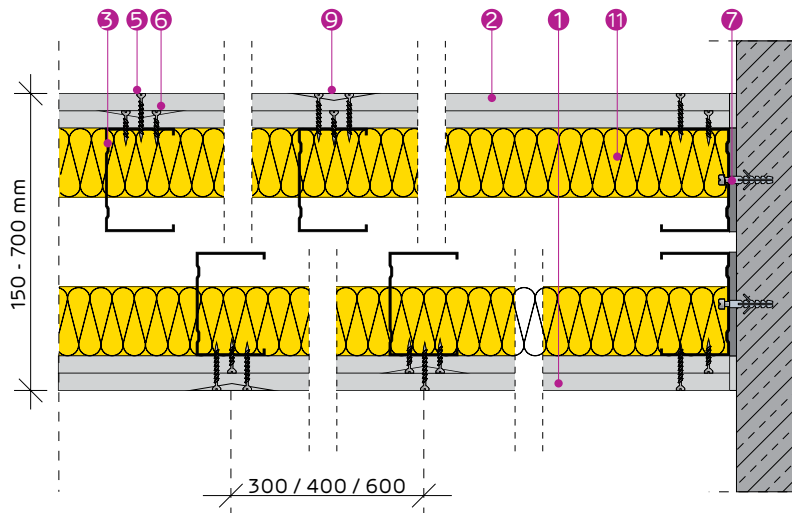
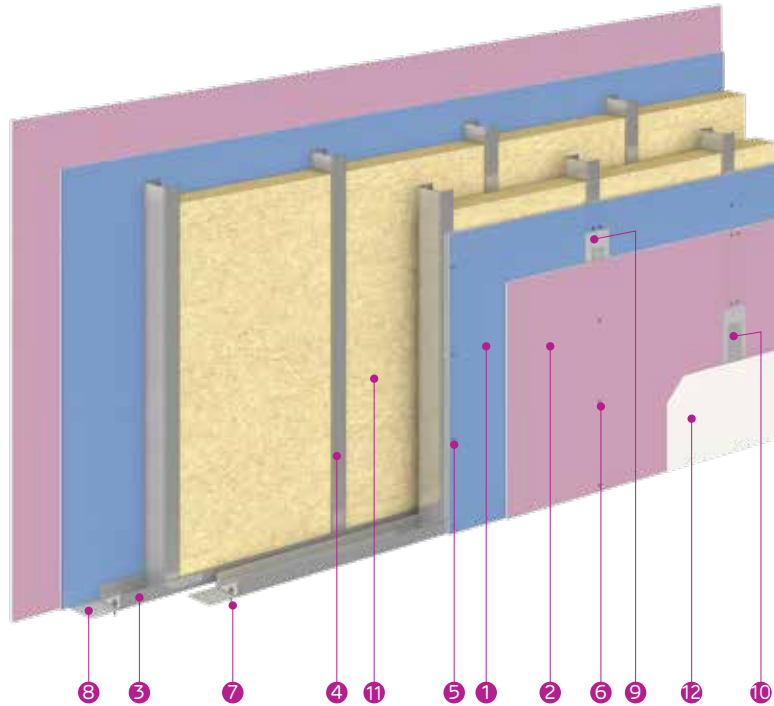
Technical Approval



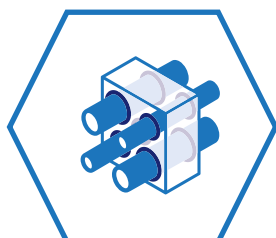
The system can be installed with single studs as well.



The system can be installed with doubled studs as well.



PROMAT'S APPROVED SOLUTIONS FOR PENETRATIONS THROUGH FIRE-RESISTANT WALLS



- 1 PLASTERBOARD NIDA ACUSTIC 12,5
- 2 PLASTERBOARD NIDA FLAM 12,5
- 3 NIDA METAL UW TRACK PROFILE
- 4 NIDA METAL CW STUD PROFILE
- 5 SELF-TAPPING SCREW 212XL1
- 6 SELF-TAPPING SCREW 212XL2
- 7 MECHANICAL FIXING
- 8 SINGLE-SIDED SEALING TAPE
- 9 NIDA PROFESIONAL JOINTING PLASTER
- 10 JOINTING TAPE & NIDA PROFESIONAL JOINTING PLASTER
- 11 MINERAL WOOL (OPTIONAL)
- 12 ADERA LISS FINISHING PLASTER (Q4 LEVEL)



selector.promat.com

SYSTEM CONFIGURATIONS AND PERFORMANCES

SINIAT system code	Nida Metal profile		Type, number, and thickness of SINIAT boards on each side of the wall		Acoustic insulation ⁽²⁾ Rw [dB]		Wall thickness [mm]	Weight ⁽¹⁾ [kg/m ²]	Maximum height [m]
	Profile type	Interax [mm]	Plasterboard type	Number of layers and thickness of boards	1x Mineral wool 50 mm, 10 kg/m ³	2x Mineral wool ⁽³⁾ 50 mm, 10 kg/m ³			
S160CW50-600/Acoustic+Flam	CW50	600	Nida Acoustic + Nida Flam	12.5 + 12.5	65	66	160	51.7	4.55
S160CW50-400/Acoustic+Flam	CW50	400	Nida Acoustic + Nida Flam	12.5 + 12.5	65	66	160	52.3	4.77
S160CW50-300/Acoustic+Flam	CW50	300	Nida Acoustic + Nida Flam	12.5 + 12.5	65	66	160	53.6	5.25
S160CW50-H-600/Acoustic+Flam	2xCW50	600	Nida Acoustic + Nida Flam	12.5 + 12.5	65	66	160	53.7	5.56
S160CW50-H-400/Acoustic+Flam	2xCW50	400	Nida Acoustic + Nida Flam	12.5 + 12.5	65	66	160	56.4	5.83
S160CW50-H-300/Acoustic+Flam	2xCW50	300	Nida Acoustic + Nida Flam	12.5 + 12.5	65	66	160	59.2	6.12
S210CW75-600/Acoustic+Flam	CW75	600	Nida Acoustic + Nida Flam	12.5 + 12.5	67	69	210	52.8	6.06
S210CW75-400/Acoustic+Flam	CW75	400	Nida Acoustic + Nida Flam	12.5 + 12.5	67	69	210	53.5	6.36
S210CW75-300/Acoustic+Flam	CW75	300	Nida Acoustic + Nida Flam	12.5 + 12.5	67	69	210	55.2	6.49
S210CW75-H-600/Acoustic+Flam	2xCW75	600	Nida Acoustic + Nida Flam	12.5 + 12.5	67	69	210	55.4	6.50
S210CW75-H-400/Acoustic+Flam	2xCW75	400	Nida Acoustic + Nida Flam	12.5 + 12.5	67	69	210	58.8	6.50
S210CW75-H-300/Acoustic+Flam	2xCW75	300	Nida Acoustic + Nida Flam	12.5 + 12.5	67	69	210	62.3	6.50
S260CW100-600/Acoustic+Flam	CW100	600	Nida Acoustic + Nida Flam	12.5 + 12.5	68	71	260	54.2	6.50
S260CW100-400/Acoustic+Flam	CW100	400	Nida Acoustic + Nida Flam	12.5 + 12.5	68	71	260	55.3	6.50
S260CW100-300/Acoustic+Flam	CW100	300	Nida Acoustic + Nida Flam	12.5 + 12.5	68	71	260	57.4	6.50
S260CW100-H-600/Acoustic+Flam	2xCW100	600	Nida Acoustic + Nida Flam	12.5 + 12.5	68	71	260	57.7	6.50
S260CW100-H-400/Acoustic+Flam	2xCW100	400	Nida Acoustic + Nida Flam	12.5 + 12.5	68	71	260	62.7	6.50
S260CW100-H-300/Acoustic+Flam	2xCW100	300	Nida Acoustic + Nida Flam	12.5 + 12.5	68	71	260	65.9	6.50

CLASSIFICATION OF SINIAT BOARDS BASED ON THEIR FIELD OF USE

Use in the system ...	Siniat board								
	Expert+	Hydro+	Acoustic	Flam	Flam Extra	Hydroflam	Resistex	LaDura	Aquaboard
inside buildings in spaces without exposure to humidity ^(*)	****	****	****	****	****	****	****	****	****
inside buildings in spaces with moderate exposure to humidity ^(*)	-	****	-	-	-	****	****	****	****
inside buildings in spaces with high exposure to humidity ^(*)	-	-	-	-	-	-	-	****	****
inside buildings in spaces with excessive exposure to humidity ^(*)	-	-	-	-	-	-	-	-	****
with fire resistance	***	***	***	****	****	****	****	****	****
with acoustic insulation performance	***	***	****	****	****	****	****	****	****
exposed to the exterior of the building in external environmental conditions (facade)	-	-	-	-	-	-	-	-	****
with mechanical resistance	**	**	**	***	****	***	****	****	***
with burglary resistance ^(**)	*	*	*	*	*	*	****	*	*

(*) Spaces without exposure to humidity are considered rooms with air humidity levels below 60%; moderate humidity: bathrooms and kitchens; high humidity: showers, changing rooms, laundries, industrial kitchens; excessive humidity: swimming pools, saunas, spa areas

(**) Siniat's anti-burglary systems are made with Resistex boards. Anti-burglary walls can be constructed using Resistex boards together with other Siniat boards, depending on performance requirements (RC2 class, acoustic insulation, fire resistance, etc.).

Notes

(1) The weight of the systems is calculated for the maximum height according to the table, and includes in the calculation the mineral wool (two rows), and finishing plaster for Q4 level

(2) The values of sound insulation indices are determined based on laboratory tests and extrapolated using dedicated calculation programs. The mineral wool considered in determining the values in the table has a thickness of 50 mm and a minimum density of 10 kg/m³.

(3) For type S wall systems, it is recommended to use mineral wool insulation on each row of CW-UW structure to achieve superior acoustic performance.

● The board **Nida Expert Plus** can be substituted with the following boards: **Nida Hydro Plus, Nida Acoustic, Nida Flam, Nida Hydroflam, Nida Flam Extra, Resistex, LaDura, Aquaboard**. For spaces with humidity, **Nida Expert Plus** can only be substituted with: **Nida Hydro Plus, Nida Hydroflam, Resistex, LaDura, Aquaboard**.

● Alternatively to **Nida PROFESSIONAL**, ready-made plaster can be used for joint treatment, such as **Nida MULTI TASK**.

● Alternatively to **Adera LISS** ready-made plaster can be used for finishing plasterboards (Q4 level), such as **Nida MULTI TASK**.

For the material consumption table, refer to the Material Consumption Sheet on page 110.

Access the **professional plasterboard system calculator Sinc** and generate the material consumption and associated costs according to the project specifications.



Partition wall EI120 - DOUBLE-LAYERED



Fire resistance

30	45	60	90	120
----	----	----	----	-----



Acoustic insulation
Rw ≤ 71 dB



Maximum height
6.50 m



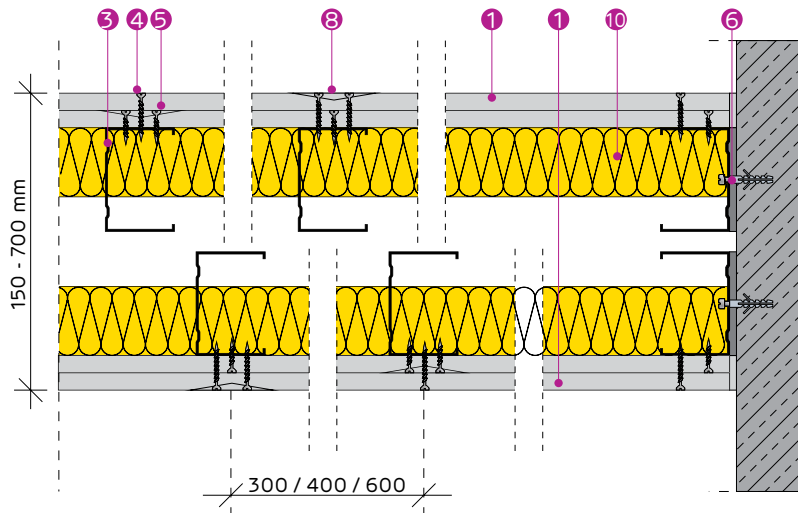
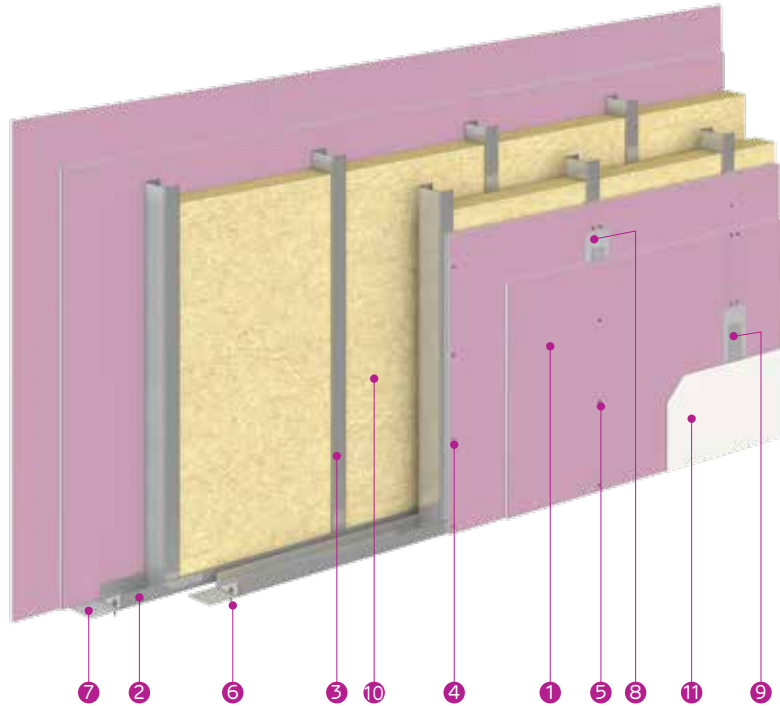
Technical Approval



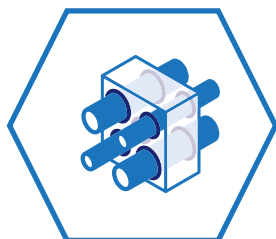
The system can be installed with single studs as well.



The system can be installed with doubled studs as well.



PROMAT'S APPROVED SOLUTIONS FOR PENETRATIONS THROUGH FIRE-RESISTANT WALLS



- 1 PLASTERBOARD 2X NIDA FLAM 12.5
- 2 NIDA METAL UW TRACK PROFILE
- 3 NIDA METAL CW STUD PROFILE
- 4 SELF-TAPPING SCREW 212XL1
- 5 SELF-TAPPING SCREW 212XL2
- 6 MECHANICAL FIXING
- 7 SINGLE-SIDED SEALING TAPE
- 8 NIDA PROFESIONAL JOINTING PLASTER
- 9 JOINTING TAPE & NIDA PROFESIONAL JOINTING PLASTER
- 10 MINERAL WOOL (OPTIONAL)
- 11 ADERA LISS FINISHING PLASTER (Q4 LEVEL)



selector.promat.com

SYSTEM CONFIGURATIONS AND PERFORMANCES

SINIAT system code	Nida Metal profile		Type, number, and thickness of SINIAT boards on each side of the wall		Acoustic insulation ⁽²⁾ Rw [dB]		Wall thickness [mm]	Weight ⁽¹⁾ [kg/m ²]	Maximum height [m]
	Profile type	Interax [mm]	Plasterboard type	Number of layers and thickness of boards	1x Mineral wool 50 mm, 10 kg/m ³	2x Mineral wool ⁽³⁾ 50 mm, 10 kg/m ³			
S160CW50-600/Flam	CW50	600	Nida Flam	2x12.5	65	66	160	52.0	4.55
S160CW50-400/Flam	CW50	400	Nida Flam	2x12.5	65	66	160	52.7	4.77
S160CW50-300/Flam	CW50	300	Nida Flam	2x12.5	65	66	160	54.0	5.25
S160CW50-H-600/Flam	2xCW50	600	Nida Flam	2x12.5	65	66	160	54.1	5.56
S160CW50-H-400/Flam	2xCW50	400	Nida Flam	2x12.5	65	66	160	56.8	5.83
S160CW50-H-300/Flam	2xCW50	300	Nida Flam	2x12.5	65	66	160	59.6	6.12
S210CW75-600/Flam	CW75	600	Nida Flam	2x12.5	67	69	210	53.2	6.06
S210CW75-400/Flam	CW75	400	Nida Flam	2x12.5	67	69	210	53.9	6.36
S210CW75-300/Flam	CW75	300	Nida Flam	2x12.5	67	69	210	55.6	6.49
S210CW75-H-600/Flam	2xCW75	600	Nida Flam	2x12.5	67	69	210	55.8	6.50
S210CW75-H-400/Flam	2xCW75	400	Nida Flam	2x12.5	67	69	210	59.2	6.50
S210CW75-H-300/Flam	2xCW75	300	Nida Flam	2x12.5	67	69	210	62.7	6.50
S260CW100-600/Flam	CW100	600	Nida Flam	2x12.5	68	71	260	54.6	6.50
S260CW100-400/Flam	CW100	400	Nida Flam	2x12.5	68	71	260	55.7	6.50
S260CW100-300/Flam	CW100	300	Nida Flam	2x12.5	68	71	260	57.8	6.50
S260CW100-H-600/Flam	2xCW100	600	Nida Flam	2x12.5	68	71	260	58.0	6.50
S260CW100-H-400/Flam	2xCW100	400	Nida Flam	2x12.5	68	71	260	63.1	6.50
S260CW100-H-300/Flam	2xCW100	300	Nida Flam	2x12.5	68	71	260	66.3	6.50

CLASSIFICATION OF SINIAT BOARDS BASED ON THEIR FIELD OF USE

Use in the system ...	Siniat board								
	Expert+	Hydro+	Acoustic	Flam	Flam Extra	Hydroflam	Resistex	LaDura	Aquaboard
inside buildings in spaces without exposure to humidity ^(*)	****	****	****	****	****	****	****	****	****
inside buildings in spaces with moderate exposure to humidity ^(*)	-	****	-	-	-	****	****	****	****
inside buildings in spaces with high exposure to humidity ^(*)	-	-	-	-	-	-	-	****	****
inside buildings in spaces with excessive exposure to humidity ^(*)	-	-	-	-	-	-	-	-	****
with fire resistance	***	***	***	****	****	****	****	****	****
with acoustic insulation performance	***	***	****	****	****	****	****	****	****
exposed to the exterior of the building in external environmental conditions (facade)	-	-	-	-	-	-	-	-	****
with mechanical resistance	**	**	**	***	****	***	****	****	***
with burglary resistance ^(**)	*	*	*	*	*	*	****	*	*

(*) Spaces without exposure to humidity are considered rooms with air humidity levels below 60%; moderate humidity: bathrooms and kitchens; high humidity: showers, changing rooms, laundries, industrial kitchens; excessive humidity: swimming pools, saunas, spa areas

(**) Siniat's anti-burglary systems are made with Resistex boards. Anti-burglary walls can be constructed using Resistex boards together with other Siniat boards, depending on performance requirements (RC2 class, acoustic insulation, fire resistance, etc.).

Notes

(1) The weight of the systems is calculated for the maximum height according to the table, and includes in the calculation the mineral wool (two rows), and finishing plaster for Q4 level

(2) The values of sound insulation indices are determined based on laboratory tests and extrapolated using dedicated calculation programs. The mineral wool considered in determining the values in the table has a thickness of 50 mm and a minimum density of 10 kg/m³.

(3) For type S wall systems, it is recommended to use mineral wool insulation on each row of CW-UW structure to achieve superior acoustic performance.

- The board **Nida Flam** can be substituted with the following boards: **Nida Hydroflam**, **Nida Flam Extra**, **Resistex**, **LaDura**, **Aquaboard**. For spaces with humidity, it can only be substituted with: **Nida Hydroflam**, **Resistex**, **LaDura**, **Aquaboard**.
- Alternatively to **Nida PROFESIONAL**, ready-made plaster can be used for joint treatment, such as **Nida MULTI TASK**.
- Alternatively to **Adera LISS** ready-made plaster can be used for finishing plasterboards (Q4 level), such as **Nida MULTI TASK**.

For the material consumption table, refer to the Material Consumption Sheet on page 110.

Access **the professional plasterboard system calculator Sinc** and generate the material consumption and associated costs according to the project specifications.



Partition wall EI120 - TRIPLE-LAYERED

Acoustic performance



Fire resistance

30	45	60	90	120
----	----	----	----	-----



Acoustic insulation
Rw ≤ 76 dB



Maximum height
6.50 m



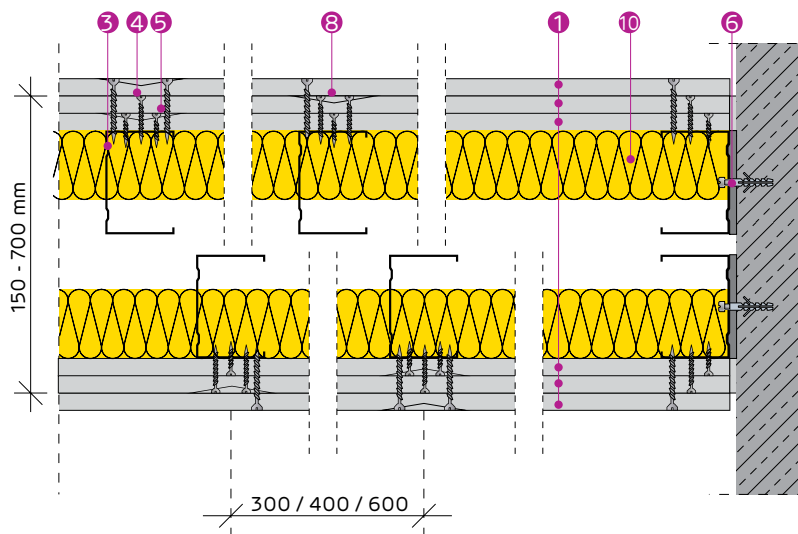
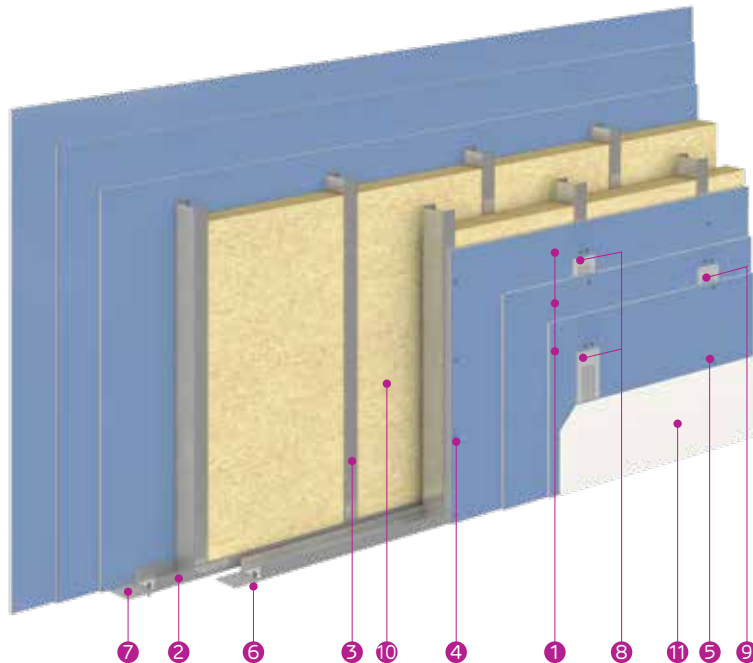
Technical Approval



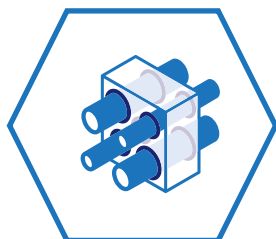
The system can be installed with single studs as well.



The system can be installed with doubled studs as well.



PROMAT'S APPROVED SOLUTIONS FOR PENETRATIONS THROUGH FIRE-RESISTANT WALLS



- 1 PLASTERBOARD 3X NIDA ACUSTIC 12,5
- 2 NIDA METAL UW TRACK PROFILE
- 3 NIDA METAL CW STUD PROFILE
- 4 SELF-TAPPING SCREW 212XL1
- 5 SELF-TAPPING SCREW 212XL2
- 6 MECHANICAL FIXING
- 7 SINGLE-SIDED SEALING TAPE
- 8 NIDA PROFESIONAL JOINTING PLASTER
- 9 JOINTING TAPE & NIDA PROFESIONAL JOINTING PLASTER
- 10 MINERAL WOOL, MINIMUM 50 MM THICK AND 10 KG/M³ DENSITY, ACCORDING TO TECHNICAL APPROVAL 017-03/489-2023.
- 11 ADERA LISS FINISHING PLASTER (Q4 LEVEL)



selector.promat.com

SYSTEM CONFIGURATIONS AND PERFORMANCES

SINIAT system code	Nida Metal profile		Type, number, and thickness of SINIAT boards on each side of the wall		Acoustic insulation ⁽²⁾ Rw [dB]		Wall thickness [mm]	Weight ⁽¹⁾ [kg/m ²]	Maximum height [m]
	Profile type	Interax [mm]	Plasterboard type	Number of layers and thickness of boards	1x Mineral wool 50 mm, 10 kg/m ³	2x Mineral wool ⁽³⁾ 50 mm, 10 kg/m ³			
SL185CW50-600/Acoustic	CW50	600	Nida Acoustic	3x12.5	69	70	185	76.9	4.55
SL185CW50-400/Acoustic	CW50	400	Nida Acoustic	3x12.5	69	70	185	77.3	4.77
SL185CW50-300/Acoustic	CW50	300	Nida Acoustic	3x12.5	69	70	185	78.6	5.25
SL185CW50-H-600/Acoustic	2xCW50	600	Nida Acoustic	3x12.5	69	70	185	78.7	5.56
SL185CW50-H-400/Acoustic	2xCW50	400	Nida Acoustic	3x12.5	69	70	185	81.5	5.83
SL185CW50-H-300/Acoustic	2xCW50	300	Nida Acoustic	3x12.5	69	70	185	84.2	6.12
SL235CW75-600/Acoustic	CW75	600	Nida Acoustic	3x12.5	72	73	235	77.4	6.06
SL235CW75-400/Acoustic	CW75	400	Nida Acoustic	3x12.5	72	73	235	78.1	6.36
SL235CW75-300/Acoustic	CW75	300	Nida Acoustic	3x12.5	72	73	235	79.9	6.49
SL235CW75-H-600/Acoustic	2xCW75	600	Nida Acoustic	3x12.5	72	73	235	80.0	6.50
SL235CW75-H-400/Acoustic	2xCW75	400	Nida Acoustic	3x12.5	72	73	235	83.4	6.50
SL235CW75-H-300/Acoustic	2xCW75	300	Nida Acoustic	3x12.5	72	73	235	86.9	6.50
SL285CW100-600/Acoustic	CW100	600	Nida Acoustic	3x12.5	74	76	285	78.6	6.50
SL285CW100-400/Acoustic	CW100	400	Nida Acoustic	3x12.5	74	76	285	82.2	6.50
SL285CW100-300/Acoustic	CW100	300	Nida Acoustic	3x12.5	74	76	285	84.3	6.50
SL285CW100-H-600/Acoustic	2xCW100	600	Nida Acoustic	3x12.5	74	76	285	84.4	6.50
SL285CW100-H-400/Acoustic	2xCW100	400	Nida Acoustic	3x12.5	74	76	285	88.6	6.50
SL285CW100-H-300/Acoustic	2xCW100	300	Nida Acoustic	3x12.5	74	76	285	92.8	6.50

CLASSIFICATION OF SINIAT BOARDS BASED ON THEIR FIELD OF USE

Use in the system ...	Siniat board								
	Expert+	Hydro+	Acoustic	Flam	Flam Extra	Hydroflam	Resistex	LaDura	Aquaboard
inside buildings in spaces without exposure to humidity ^(*)	****	****	****	****	****	****	****	****	****
inside buildings in spaces with moderate exposure to humidity ^(*)	-	****	-	-	-	****	****	****	****
inside buildings in spaces with high exposure to humidity ^(*)	-	-	-	-	-	-	-	****	****
inside buildings in spaces with excessive exposure to humidity ^(*)	-	-	-	-	-	-	-	-	****
with fire resistance	***	***	***	****	****	****	****	****	****
with acoustic insulation performance	***	***	****	****	****	****	****	****	****
exposed to the exterior of the building in external environmental conditions (facade)	-	-	-	-	-	-	-	-	****
with mechanical resistance	**	**	**	***	****	***	****	****	***
with burglary resistance ^(**)	*	*	*	*	*	*	****	*	*

(*) Spaces without exposure to humidity are considered rooms with air humidity levels below 60%; moderate humidity: bathrooms and kitchens; high humidity: showers, changing rooms, laundries, industrial kitchens; excessive humidity: swimming pools, saunas, spa areas

(**) Siniat's anti-burglary systems are made with Resistex boards. Anti-burglary walls can be constructed using Resistex boards together with other Siniat boards, depending on performance requirements (RC2 class, acoustic insulation, fire resistance, etc.).

Notes

(1) The weight of the systems is calculated for the maximum height according to the table, and includes in the calculation the mineral wool (two rows), and finishing plaster for Q4 level

(2) The values of sound insulation indices are determined based on laboratory tests and extrapolated using dedicated calculation programs. The mineral wool considered in determining the values in the table has a thickness of 50 mm and a minimum density of 10 kg/m³.

(3) For type S wall systems, it is recommended to use mineral wool insulation on each row of CW-UW structure to achieve superior acoustic performance.

- In spaces with humidity and acoustic insulation requirements, **Nida Acoustic** can only be substituted by: **Nida Hydroflam**, **Resistex**, **LaDura**, **Aquaboard**.
 - Alternatively to **Nida PROFESIONAL**, ready-made plaster can be used for joint treatment, such as **Nida MULTI TASK**.
 - Alternatively to **Adera LISS** ready-made plaster can be used for finishing plasterboards (Q4 level), such as **Nida MULTI TASK**.
- For the material consumption table, refer to the Material Consumption Sheet on page 111.

Access **the professional plasterboard system calculator Sinc** and generate the material consumption and associated costs according to the project specifications.



Partition wall EI180 - DOUBLE-LAYERED



Fire resistance

30	45	60	90	120	180
----	----	----	----	-----	-----



Acoustic insulation
Rw ≤ 72 dB



Maximum height
6.50 m



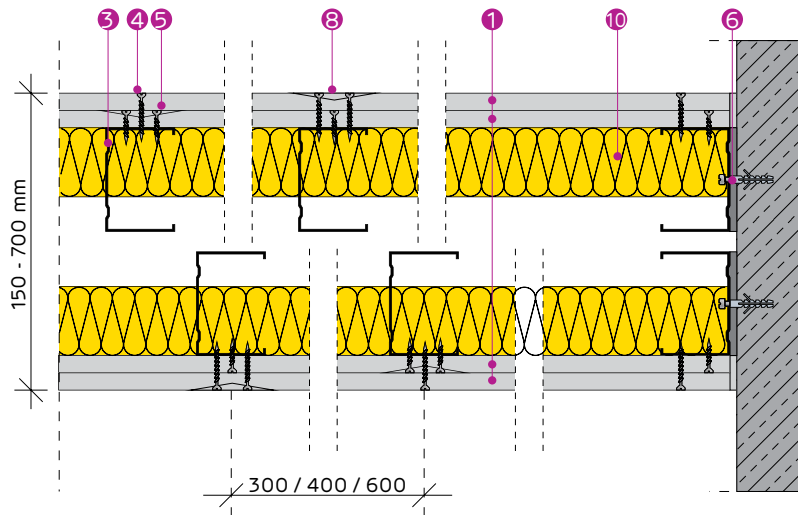
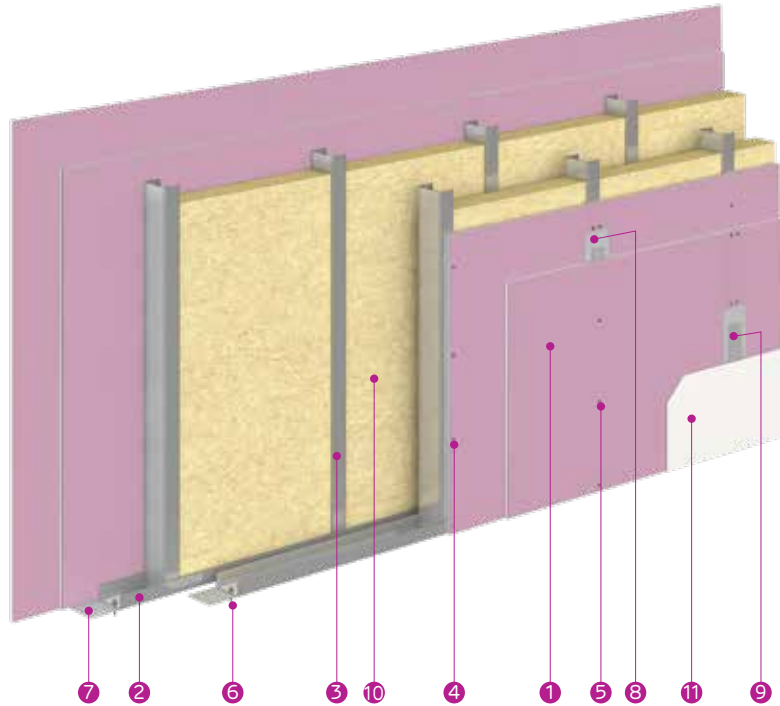
Technical Approval



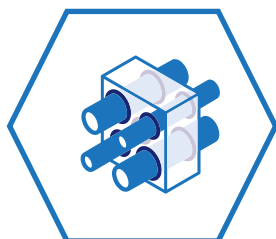
The system can be installed with single studs as well.



The system can be installed with doubled studs as well.



PROMAT'S APPROVED SOLUTIONS FOR PENETRATIONS THROUGH FIRE-RESISTANT WALLS



- 1 PLASTERBOARD 2X NIDA FLAM EXTRA 15
- 2 NIDA METAL UW TRACK PROFILE
- 3 NIDA METAL CW STUD PROFILE
- 4 SELF-TAPPING SCREW 212XL1
- 5 SELF-TAPPING SCREW 212XL2
- 6 MECHANICAL FIXING
- 7 SINGLE-SIDED SEALING TAPE
- 8 NIDA PROFESIONAL JOINTING PLASTER
- 9 JOINTING TAPE & NIDA PROFESIONAL JOINTING PLASTER
- 10 MINERAL WOOL (OPTIONAL)
- 11 ADERA LISS FINISHING PLASTER (Q4 LEVEL)



selector.promat.com

SYSTEM CONFIGURATIONS AND PERFORMANCES

SINIAT system code	Nida Metal profile		Type, number, and thickness of SINIAT boards on each side of the wall		Acoustic insulation ⁽²⁾ Rw [dB]		Wall thickness [mm]	Weight ⁽¹⁾ [kg/m ²]	Maximum height [m]
	Profile type	Interax [mm]	Plasterboard type	Number of layers and thickness of boards	1x Mineral wool 50 mm, 10 kg/m ³	2x Mineral wool ⁽³⁾ 50 mm, 10 kg/m ³			
SL170CW50-600/Flam Extra	CW50	600	Nida Flam Extra	2x15	67	67	170	56.7	4.55
SL170CW50-400/Flam Extra	CW50	400	Nida Flam Extra	2x15	67	67	170	57.3	4.77
SL170CW50-300/Flam Extra	CW50	300	Nida Flam Extra	2x15	67	67	170	58.6	5.25
SL170CW50-H-600/Flam Extra	2xCW50	600	Nida Flam Extra	2x15	67	67	170	58.7	5.56
SL170CW50-H-400/Flam Extra	2xCW50	400	Nida Flam Extra	2x15	67	67	170	61.4	5.83
SL170CW50-H-300/Flam Extra	2xCW50	300	Nida Flam Extra	2x15	67	67	170	64.2	6.12
SL220CW75-600/Flam Extra	CW75	600	Nida Flam Extra	2x15	69	71	220	57.8	6.06
SL220CW75-400/Flam Extra	CW75	400	Nida Flam Extra	2x15	69	71	220	58.5	6.36
SL220CW75-300/Flam Extra	CW75	300	Nida Flam Extra	2x15	69	71	220	60.2	6.49
SL220CW75-H-600/Flam Extra	2xCW75	600	Nida Flam Extra	2x15	69	71	220	60.4	6.50
SL220CW75-H-400/Flam Extra	2xCW75	400	Nida Flam Extra	2x15	69	71	220	63.8	6.50
SL220CW75-H-300/Flam Extra	2xCW75	300	Nida Flam Extra	2x15	69	71	220	67.3	6.50
SL270CW100-600/Flam Extra	CW100	600	Nida Flam Extra	2x15	71	72	270	59.2	6.50
SL270CW100-400/Flam Extra	CW100	400	Nida Flam Extra	2x15	71	72	270	60.3	6.50
SL270CW100-300/Flam Extra	CW100	270	Nida Flam Extra	2x15	71	72	270	62.4	6.50
SL270CW100-H-600/Flam Extra	2xCW100	600	Nida Flam Extra	2x15	71	72	270	62.6	6.50
SL270CW100-H-400/Flam Extra	2xCW100	400	Nida Flam Extra	2x15	71	72	270	67.7	6.50
SL270CW100-H-300/Flam Extra	2xCW100	270	Nida Flam Extra	2x15	71	72	270	70.9	6.50

CLASSIFICATION OF SINIAT BOARDS BASED ON THEIR FIELD OF USE

Use in the system ...	Siniat board								
	Expert+	Hydro+	Acoustic	Flam	Flam Extra	Hydroflam	Resistex	LaDura	Aquaboard
inside buildings in spaces without exposure to humidity ^(*)	****	****	****	****	****	****	****	****	****
inside buildings in spaces with moderate exposure to humidity ^(*)	-	****	-	-	-	****	****	****	****
inside buildings in spaces with high exposure to humidity ^(*)	-	-	-	-	-	-	-	****	****
inside buildings in spaces with excessive exposure to humidity ^(*)	-	-	-	-	-	-	-	-	****
with fire resistance	***	***	***	****	****	****	****	****	****
with acoustic insulation performance	***	***	****	****	****	****	****	****	****
exposed to the exterior of the building in external environmental conditions (facade)	-	-	-	-	-	-	-	-	****
with mechanical resistance	**	**	**	***	****	***	****	****	***
with burglary resistance ^(**)	*	*	*	*	*	*	****	*	*

(*) Spaces without exposure to humidity are considered rooms with air humidity levels below 60%; moderate humidity: bathrooms and kitchens; high humidity: showers, changing rooms, laundries, industrial kitchens; excessive humidity: swimming pools, saunas, spa areas

(**) Siniat's anti-burglary systems are made with Resistex boards. Anti-burglary walls can be constructed using Resistex boards together with other Siniat boards, depending on performance requirements (RC2 class, acoustic insulation, fire resistance, etc.).

Notes

(1) The weight of the systems is calculated for the maximum height according to the table, and includes in the calculation the mineral wool (two rows), and finishing plaster for Q4 level

(2) The values of sound insulation indices are determined based on laboratory tests and extrapolated using dedicated calculation programs. The mineral wool considered in determining the values in the table has a thickness of 50 mm and a minimum density of 10 kg/m³.

(3) For type S wall systems, it is recommended to use mineral wool insulation on each row of CW-UW structure to achieve superior acoustic performance.

- The board **Nida Flam Extra 15** can be substituted with the following boards: **Nida Hydroflam Extra 15**, **Resistex 15**, suitable for applications in both normal humidity spaces and high humidity spaces (bathrooms, kitchens, etc.).
 - Alternatively to **Nida PROFESIONAL**, ready-made plaster can be used for joint treatment, such as **Nida MULTI TASK**.
 - Alternatively to **Adera LISS** ready-made plaster can be used for finishing plasterboards (Q4 level), such as **Nida MULTI TASK**.
- For the material consumption table, refer to the Material Consumption Sheet on page 110.

Access **the professional plasterboard system calculator Sinc** and generate the material consumption and associated costs according to the project specifications.



Partition wall EI180 - TRIPLE-LAYERED



Fire resistance

30	45	60	90	120
----	----	----	----	-----



Acoustic insulation
Rw ≤ 76 dB



Maximum height
6.50 m



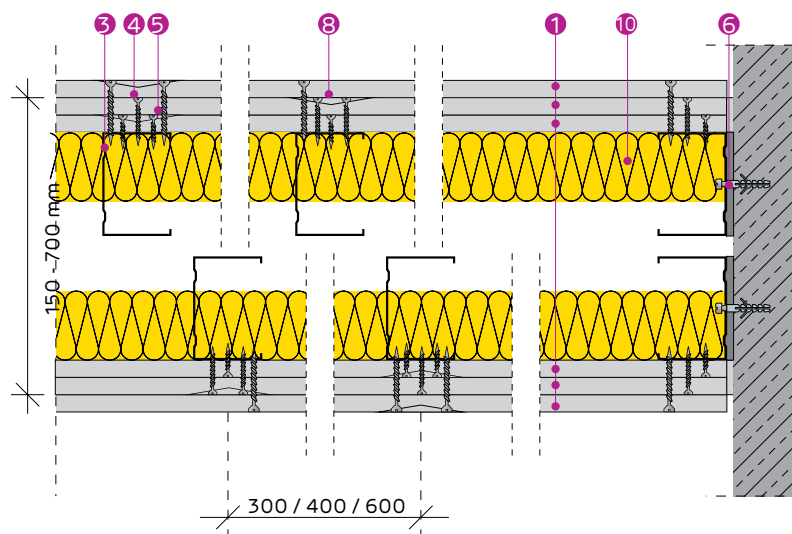
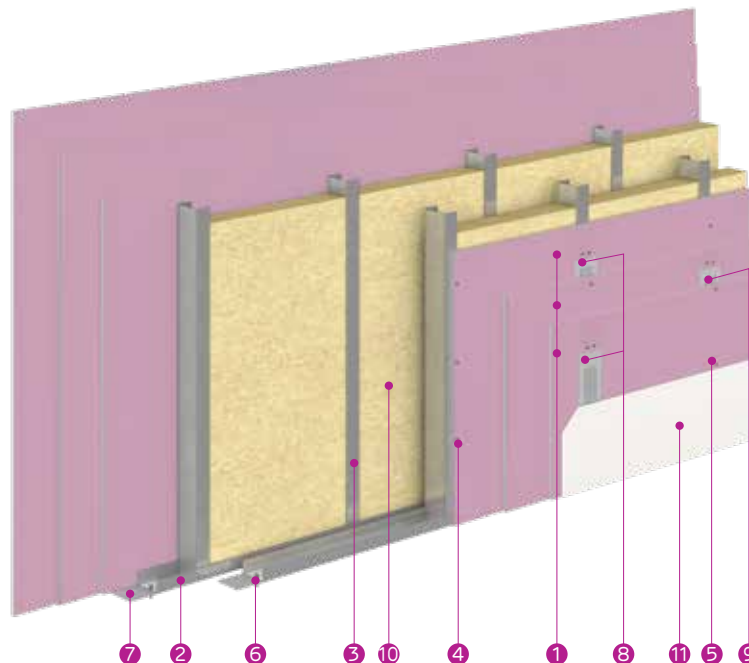
Technical Approval



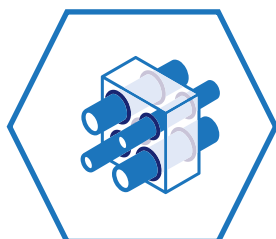
The system can be installed with single studs as well.



The system can be installed with doubled studs as well.



PROMAT'S APPROVED SOLUTIONS FOR PENETRATIONS THROUGH FIRE-RESISTANT WALLS



- 1 PLASTERBOARD 3X NIDA FLAM 12.5
- 2 NIDA METAL UW TRACK PROFILE
- 3 NIDA METAL CW STUD PROFILE
- 4 SELF-TAPPING SCREW 212XL1
- 5 SELF-TAPPING SCREW 212XL2
- 6 MECHANICAL FIXING
- 7 SINGLE-SIDED SEALING TAPE
- 8 NIDA PROFESIONAL JOINTING PLASTER
- 9 JOINTING TAPE & NIDA PROFESIONAL JOINTING PLASTER
- 10 MINERAL WOOL MIN. 50 MM AND 42 KG/M³, ACCORDING TO TECHNICAL APPROVAL 017-03/489-2023
- 11 ADERA LISS FINISHING PLASTER (Q4 LEVEL)



selector.promat.com

SYSTEM CONFIGURATIONS AND PERFORMANCES

SINIAT system code	Nida Metal profile		Type, number, and thickness of SINIAT boards on each side of the wall		Acoustic insulation ⁽²⁾ Rw [dB]		Wall thickness [mm]	Weight ⁽¹⁾ [kg/m ²]	Maximum height [m]
	Profile type	Interax [mm]	Plasterboard type	Number of layers and thickness of boards	1x Mineral wool 50 mm, 10 kg/m ³	2x Mineral wool ⁽³⁾ 50 mm, 42 kg/m ³			
SL185CW50-600/Flam	CW50	600	Nida Flam	3x12.5	69	70	185	78.1	4.55
SL185CW50-400/Flam	CW50	400	Nida Flam	3x12.5	69	70	185	78.5	4.77
SL185CW50-300/Flam	CW50	300	Nida Flam	3x12.5	69	70	185	79.9	5.25
SL185CW50-H-600/Flam	2xCW50	600	Nida Flam	3x12.5	69	70	185	79.9	5.56
SL185CW50-H-400/Flam	2xCW50	400	Nida Flam	3x12.5	69	70	185	82.7	5.83
SL185CW50-H-300/Flam	2xCW50	300	Nida Flam	3x12.5	69	70	185	85.4	6.12
SL235CW75-600/Flam	CW75	600	Nida Flam	3x12.5	72	73	235	78.6	6.06
SL235CW75-400/Flam	CW75	400	Nida Flam	3x12.5	72	73	235	79.3	6.36
SL235CW75-300/Flam	CW75	300	Nida Flam	3x12.5	72	73	235	81.1	6.49
SL235CW75-H-600/Flam	2xCW75	600	Nida Flam	3x12.5	72	73	235	81.2	6.50
SL235CW75-H-400/Flam	2xCW75	400	Nida Flam	3x12.5	72	73	235	84.6	6.50
SL235CW75-H-300/Flam	2xCW75	300	Nida Flam	3x12.5	72	73	235	88.1	6.50
SL285CW100-600/Flam	CW100	600	Nida Flam	3x12.5	74	76	285	79.8	6.50
SL285CW100-400/Flam	CW100	400	Nida Flam	3x12.5	74	76	285	83.0	6.50
SL285CW100-300/Flam	CW100	300	Nida Flam	3x12.5	74	76	285	85.1	6.50
SL285CW100-H-600/Flam	2xCW100	600	Nida Flam	3x12.5	74	76	285	85.3	6.50
SL285CW100-H-400/Flam	2xCW100	400	Nida Flam	3x12.5	74	76	285	89.4	6.50
SL285CW100-H-300/Flam	2xCW100	300	Nida Flam	3x12.5	74	76	285	93.7	6.50

CLASSIFICATION OF SINIAT BOARDS BASED ON THEIR FIELD OF USE

Use in the system ...	Siniat board								
	Expert+	Hydro+	Acoustic	Flam	Flam Extra	Hydroflam	Resistex	LaDura	Aquaboard
inside buildings in spaces without exposure to humidity ^(*)	****	****	****	****	****	****	****	****	****
inside buildings in spaces with moderate exposure to humidity ^(*)	-	****	-	-	-	****	****	****	****
inside buildings in spaces with high exposure to humidity ^(*)	-	-	-	-	-	-	-	****	****
inside buildings in spaces with excessive exposure to humidity ^(*)	-	-	-	-	-	-	-	-	****
with fire resistance	***	***	***	****	****	****	****	****	****
with acoustic insulation performance	***	***	****	****	****	****	****	****	****
exposed to the exterior of the building in external environmental conditions (facade)	-	-	-	-	-	-	-	-	****
with mechanical resistance	**	**	**	***	****	***	****	****	***
with burglary resistance ^(**)	*	*	*	*	*	*	****	*	*

(*) Spaces without exposure to humidity are considered rooms with air humidity levels below 60%; moderate humidity: bathrooms and kitchens; high humidity: showers, changing rooms, laundries, industrial kitchens; excessive humidity: swimming pools, saunas, spa areas

(**) Siniat's anti-burglary systems are made with Resistex boards. Anti-burglary walls can be constructed using Resistex boards together with other Siniat boards, depending on performance requirements (RC2 class, acoustic insulation, fire resistance, etc.).

Notes

(1) The weight of the systems is calculated for the maximum height according to the table, and includes in the calculation the mineral wool (two rows), and finishing plaster for Q4 level

(2) The values of sound insulation indices are determined based on laboratory tests and extrapolated using dedicated calculation programs. The mineral wool considered in determining the values in the table has a thickness of 50 mm and a minimum density of 42 kg/m³.

(3) For type S wall systems, it is recommended to use mineral wool insulation on each row of CW-UW structure to achieve superior acoustic performance.

- The board **Nida Flam** can be substituted with the following boards: **Nida Hydroflam**, **Nida Flam Extra**, **Resistex**, **LaDura**, **Aquaboard**. For spaces with humidity, it can only be substituted with: **Nida Hydroflam**, **Resistex**, **LaDura**, **Aquaboard**.
- Alternatively to **Nida PROFESIONAL**, ready-made plaster can be used for joint treatment, such as **Nida MULTI TASK**.
- Alternatively to **Adera LISS** ready-made plaster can be used for finishing plasterboards (Q4 level), such as **Nida MULTI TASK**.

For the material consumption table, refer to the Material Consumption Sheet on page 111.

Access **the professional plasterboard system calculator Sinc** and generate the material consumption and associated costs according to the project specifications.



Material consumption per m² - S-type walls

Material consumption sheet for double-layered S-wall

Product name	UM	Single stud (CW)			Doubled stud (CW-H)		
		600 mm	400 mm	300 mm	600 mm	400 mm	300 mm
Plasterboard (layer 1)	m ²	2.00					
Plasterboard (layer 2)	m ²	2.00					
Mineral wool	m ²	2.00					
Nida Metal CW50/75/100 stud	m	3.60			7.20		
Nida Metal UW50/75/100 lower track	H≤4 m	m	0.65				
	4<H≤5 m	m	0.45				
	5<H≤6.5 m	m	0.35				
NIDA Metal UW50/75/100 upper track	H≤4 m	m	0.65				
	4<H≤5 m	m	0.45				
	5<H≤6.5 m	m	0.35				
Nida Metal UW50 profile (for joining the studs CW50)	H≤4 m	m	0.00			0.00	
	4<H≤6.5 m	m	0.75			1.45	
Nida Metal UW75 profile (for joining the studs CW75)	H≤4 m	m	0.00			0.00	
	4<H≤6.5 m	m	1.10			2.15	
Nida Metal UW100 profile (for joining the studs CW100)	H≤4 m	m	0.00			0.00	
	4<H≤6.5 m	m	1.45			2.90	
Self-tapping screw 212xL1	pcs.	10.00			10.00		
Self-tapping screw 212xL2	pcs.	22.00			22.00		
Self-drilling screw 4.2x13 Flat Head (for fixing the double studs)	pcs.	0.00			6.00		
Self-drilling screw 4.2x13 Flat Head (for joining the studs)	pcs.	5.00			9.00		
Metal dowel Siniat 6x40(*1) (for fixing bottom tracks and perimeter studs)	pcs.	2.00					
Mechanical fixing (* 1) of upper tracks	pcs.	1.00					
Monoadhesive sealing tape	m	2.00					
Joint tape (*2)	m	3.50					
Nida Professional jointing plaster with average setting time	kg	1.20					
Nida Boardfix adhesive plaster	kg	0.10					
Optional: Adera Liss finishing plaster for Q4 finishing level	kg	1.00					
Self-adhesive staple for fixing mineral wool	pcs.	2.00					

Notes

When assessing the consumption of materials, the following aspects were taken into account:

- Mineral wool will be installed solely for acoustic insulation and fire resistance purposes according to the Technical Approval, in a single layer for CW 50 studs and in two layers for CW 75/100 studs
- The length of the CW studs is considered 4.0 m
- The calculated surface area for material consumption is $L = 12 \text{ m} \times (H = 3 \dots 6.5 \text{ m})$
- The current material consumption does not cover the upper fixing (such as board battens, lateral claddings, etc.), which will be evaluated separately.
- The consumption for UW profiles used in joining CW studs is calculated for $H=5 \text{ m}$ and $L=6 \text{ m}$
- In cases mandated by the Fire Technical Approval, special-sized UW top track profiles will be used
- When choosing the mechanical fixing of the perimeter profiles (UW horizontal profiles and CW vertical profiles), the nature and structure of the support layer (reinforced concrete elements, metal profiles, corrugated sheet roofing systems or sandwich panel, etc.) will also be taken into account.
- The layers of plasterboard are numbered starting from the Nida Metal CW/UW profiles towards the exterior as follows: Layer 1 (the first layer fixed on the CW profiles), Layer 2 (the last layer installed)
- Length of self-tapping screws 212, noted L1 and L2 will be chosen depending on the thickness of the boards (L1: minimum 25 mm for 12.5 mm thick boards and minimum 35 mm for 15 mm thick boards; L2: minimum 35 mm for 2x12.5 mm thick boards and 45 mm for 2x15 mm thick boards; where $L1 < L2$)
- In order to achieve quickness and ease of execution, the treatment of joints can be done with the ready-made Nida MULTI TASK plaster. For more information, please consult the technical datasheet for the Nida Multi Task, available at www.siniat.ro
- Alternatively to ADERA LISS, ready-made plaster products can be used: Nida READYMIX PROFESIONAL, Nida EXCELLENCE, Nida MULTI TASK
- In the case of Aquaboard systems (special system solutions located in spaces with extreme humidity: swimming pools, saunas) only the ready-made Nida PREGYWAB READYMIX plaster product shall be used on a mandatory basis for the joining and finishing of the boards.
- The consumption estimate for Nida Boardfix is considered for filling joints smaller than 10 mm between plasterboards and perimeter elements (e.g., with concrete at the bottom). Other uses: fixing window sills to masonry, repairs to plasterboard systems. It is not used for filling expansion joints provided for structural reasons or due to fire resistance requirements.
- For calculating the material consumption from the presented sheet, a straight wall surface without any features such as intersections with other elements (columns, beams), wall corner areas, openings (door openings), structural joints, sliding joints at the top or sides, penetrations or passages for installations, and similar elements has been considered.

Material consumption sheet for triple-layered S-wall

Product name	UM	Single stud (CW)			Doubled stud (CW-H)		
		600 mm	400 mm	300 mm	600 mm	400 mm	300 mm
Plasterboard (layer 1)	m ²	2.00					
Plasterboard (layer 2)	m ²	2.00					
Plasterboard (layer 3)	m ²	2.00					
Mineral wool	m ²	2.00					
Nida Metal CW50/75/100 stud	m	3.60			7.20		
Nida Metal UW50/75/100 lower track	H≤4 m	m			0.65		
	4<H≤5 m	m			0.45		
	5<H≤6.5 m	m			0.35		
NIDA Metal UW50/75/100 upper track	H≤4 m	m			0.65		
	4<H≤5 m	m			0.45		
	5<H≤6.5 m	m			0.35		
Nida Metal UW50 profile (for joining the studs CW50)	H≤4 m	m			0.00		
	4<H≤6.5 m	m			0.75		
Nida Metal UW75 profile (for joining the studs CW75)	H≤4 m	m			0.00		
	4<H≤6.5 m	m			1.10		
Nida Metal UW100 profile (for joining the studs CW100)	H≤4 m	m			0.00		
	4<H≤6.5 m	m			1.45		
Self-tapping screw 212xL1	pcs.	10.00			10.00		
Self-tapping screw 212xL2	pcs.	10.00			10.00		
Self-tapping screw 212xL3	pcs.	22.00			22.00		
Self-drilling screw 4.2x13 Flat Head (for fixing the double studs)	pcs.	0.00			12.00		
Self-drilling screw 4.2x13 Flat Head (for joining the studs)	pcs.	9.00			18.00		
Metal dowel Siniat 6x40(*1) (for fixing bottom tracks and perimeter studs)	pcs.	2.00					
Mechanical fixing (* 1) of upper tracks	pcs.	1.00					
Single-sided sealing tape	m	2.00					
Joint tape (*2)	m	3.50					
Nida Profesional jointing plaster with average setting time	kg	1.80					
Nida Boardfix adhesive plaster	kg	0.10					
Optional: Adera Liss finishing plaster for Q4 finishing level	kg	1.00					
Self-adhesive staple for fixing mineral wool	pcs.	2.00					

Notes

When assessing the consumption of materials, the following aspects were taken into account:

- Mineral wool will be installed solely for acoustic insulation and fire resistance purposes according to the Technical Approval, in a single layer for CW 50 studs and in two layers for CW 75/100 studs
- The length of the CW studs is considered 4.0 m
- The calculated surface area for material consumption is $L = 12 \text{ m} \times (H = 3 \dots 6.5 \text{ m})$
- The current material consumption does not cover the upper fixing (such as board battens, lateral claddings, etc.), which will be evaluated separately.
- The consumption for UW profiles used in joining CW studs is calculated for $H=5 \text{ m}$ and $L=6 \text{ m}$
- In cases mandated by the Fire Technical Approval, special-sized UW top track profiles will be used
- When choosing the mechanical fixing of the perimeter profiles (UW horizontal profiles and CW vertical profiles), the nature and structure of the support layer (reinforced concrete elements, metal profiles, corrugated sheet roofing systems or sandwich panel, etc.) will also be taken into account.
- The layers of plasterboard are numbered starting from the Nida Metal CW/UW profiles towards the exterior as follows: Layer 1 (the first layer fixed on the CW profiles), Layer 2 (the second layer installed), and Layer 3 (the last layer of plasterboard installed).
- Length of self-tapping screws 212, noted L1 and L2 will be chosen depending on the thickness of the boards (L1: minimum 25 mm for 12.5 mm thick boards and minimum 35 mm for 15 mm thick boards; L2: minimum 35 mm for 2x12.5 mm thick boards and minimum 45 mm for 2x15 mm thick boards; L3: minimum 55 mm for 3x12.5 thickness boards and minimum 55 mm for 3x15 thickness boards where $L1 < L2 < L3$)
- In order to achieve quickness and ease of execution, the treatment of joints can be done with the ready-made Nida MULTI TASK plaster. For more information, please consult the technical datasheet for the Nida Multi Task, available at www.siniat.ro
- Alternatively to ADERA LISS, ready-made plaster products can be used: Nida READYMIX PROFESIONAL, Nida EXCELLENCE, Nida MULTI TASK
- In the case of Aquaboard systems (special system solutions located in spaces with extreme humidity: swimming pools, saunas) only the ready-made Nida PREGYWAB READYMIX plaster product shall be used on a mandatory basis for the joining and finishing of the boards.
- The consumption estimate for Nida Boardfix is considered for filling joints smaller than 10 mm between plasterboards and perimeter elements (e.g., with concrete at the bottom). Other uses: fixing window sills to masonry, repairs to plasterboard systems. It is not used for filling expansion joints provided for structural reasons or due to fire resistance requirements.
- For calculating the material consumption from the presented sheet, a straight wall surface without any features such as intersections with other elements (columns, beams), wall corner areas, openings (door openings), structural joints, sliding joints at the top or sides, penetrations or passages for installations, and similar elements has been considered.





PARTITION WALLS MADE OF SINIAT PLASTERBOARD HIGH-HEIGHT SL TYPE

Double-layered linked partition wall EI90	114
Double-layered linked partition wall EI120	118
Double-layered linked partition wall EI180	122
Triple-layered linked partition wall EI180	126
Material consumption sheet for double-layered SL-type wall	130
Material consumption sheet for triple-layered SL-wall	131



Partition wall EI90 - DOUBLE-LAYERED



Fire resistance			
30	45	60	90



Acoustic insulation
Rw = 57 dB



Maximum height
10.91 m



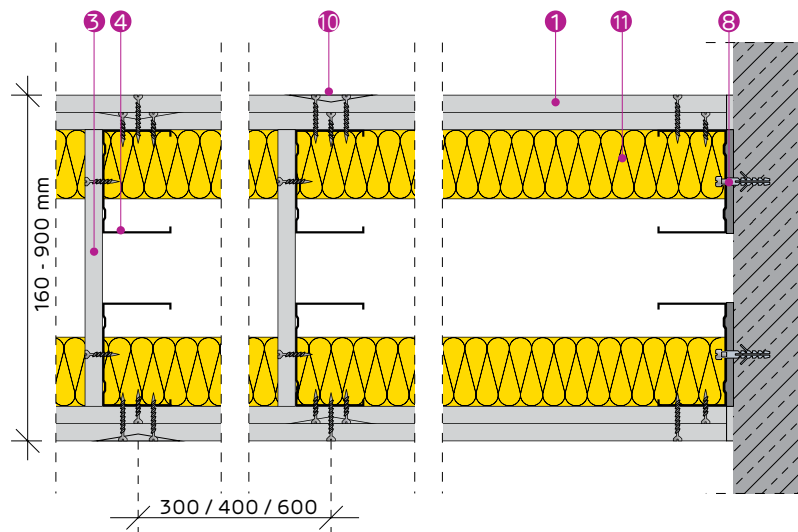
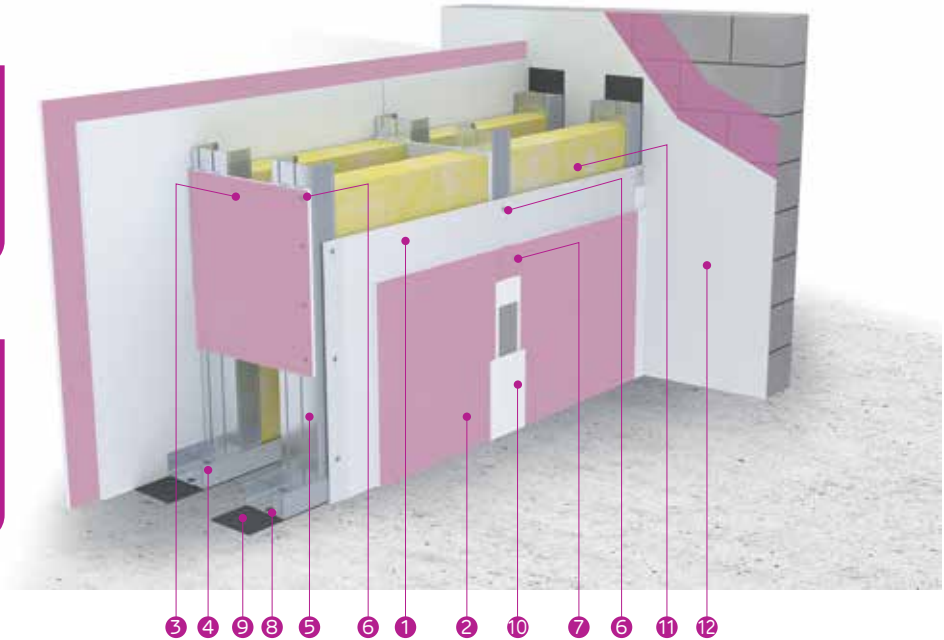
Technical Approval



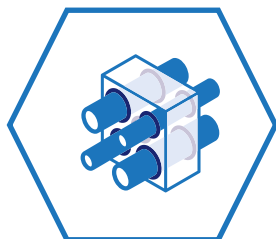
The system can be installed with single studs as well.



The system can be installed with doubled studs as well.



PROMAT'S APPROVED SOLUTIONS FOR PENETRATIONS THROUGH FIRE-RESISTANT WALLS



- 1 PLASTERBOARD NIDA EXPERT PLUS 12.5
- 2 PLASTERBOARD NIDA FLAM 12.5
- 3 CONTINUOUS BOARD RUN NIDA FLAM
- 4 NIDA METAL UW TRACK PROFILE
- 5 NIDA METAL CW STUD PROFILE
- 6 SELF-TAPPING SCREW 212XL1
- 7 SELF-TAPPING SCREW 212XL2
- 8 MECHANICAL FIXING
- 9 SINGLE-SIDED SEALING TAPE
- 10 JOINTING TAPE & NIDA PROFESIONAL JOINTING PLASTER
- 11 MINERAL WOOL (OPTIONAL)
- 12 ADERA LISS FINISHING PLASTER (Q4 LEVEL)



selector.promat.com

SYSTEM CONFIGURATIONS AND PERFORMANCES

SINIAT system code	Nida Metal profile		Type, number, and thickness of SINIAT boards on each side of the wall		Wall thickness ⁽¹⁾ [mm]	Weight ⁽²⁾ [kg/m ²]	Acoustic insulation ⁽²⁾	Maximum height [m]
	Profile type	Interax [mm]	Plasterboard type	Number of layers and thickness of boards			Rw [dB]	
SL190CW50-600/Expert Plus+Flam	CW50	600	Nida Expert Plus + Nida Flam	12.5 + 12.5	190	47.9	≥ 56	5.50
SL190CW50-400/Expert Plus+Flam	CW50	400	Nida Expert Plus + Nida Flam	12.5 + 12.5	190	49.8	≥ 55	5.70
SL190CW50-300/Expert Plus+Flam	CW50	300	Nida Expert Plus + Nida Flam	12.5 + 12.5	190	52.4	≥ 53	5.90
SL190CW50-H-600/Expert Plus+Flam	2xCW50	600	Nida Expert Plus + Nida Flam	12.5 + 12.5	190	50	≥ 56	5.90
SL190CW50-H-400/Expert Plus+Flam	2xCW50	400	Nida Expert Plus + Nida Flam	12.5 + 12.5	190	54	≥ 55	6.20
SL190CW50-H-300/Expert Plus+Flam	2xCW50	300	Nida Expert Plus + Nida Flam	12.5 + 12.5	190	57.9	≥ 53	6.30
SL200CW50-600/Expert Plus+Flam	CW50	600	Nida Expert Plus + Nida Flam	12.5 + 12.5	200	48	≥ 56	5.85
SL200CW50-400/Expert Plus+Flam	CW50	400	Nida Expert Plus + Nida Flam	12.5 + 12.5	200	50	≥ 55	6.00
SL200CW50-300/Expert Plus+Flam	CW50	300	Nida Expert Plus + Nida Flam	12.5 + 12.5	200	52.7	≥ 54	6.20
SL200CW50-H-600/Expert Plus+Flam	2xCW50	600	Nida Expert Plus + Nida Flam	12.5 + 12.5	200	50.1	≥ 56	6.20
SL200CW50-H-400/Expert Plus+Flam	2xCW50	400	Nida Expert Plus + Nida Flam	12.5 + 12.5	200	54.2	≥ 55	6.30
SL200CW50-H-300/Expert Plus+Flam	2xCW50	300	Nida Expert Plus + Nida Flam	12.5 + 12.5	200	58.2	≥ 54	6.30
SL250CW50-600/Expert Plus+Flam	CW50	600	Nida Expert Plus + Nida Flam	12.5 + 12.5	250	48.9	≥ 56	5.85
SL250CW50-400/Expert Plus+Flam	CW50	400	Nida Expert Plus + Nida Flam	12.5 + 12.5	250	51.3	≥ 55	6.00
SL250CW50-300/Expert Plus+Flam	CW50	300	Nida Expert Plus + Nida Flam	12.5 + 12.5	250	54.4	≥ 54	6.20
SL250CW50-H-600/Expert Plus+Flam	2xCW50	600	Nida Expert Plus + Nida Flam	12.5 + 12.5	250	51	≥ 56	6.20
SL250CW50-H-400/Expert Plus+Flam	2xCW50	400	Nida Expert Plus + Nida Flam	12.5 + 12.5	250	55.6	≥ 55	6.30
SL250CW50-H-300/Expert Plus+Flam	2xCW50	300	Nida Expert Plus + Nida Flam	12.5 + 12.5	250	60	≥ 54	6.30
SL300CW50-600/Expert Plus+Flam	CW50	600	Nida Expert Plus + Nida Flam	12.5 + 12.5	300	49.8	≥ 57	5.85
SL300CW50-400/Expert Plus+Flam	CW50	400	Nida Expert Plus + Nida Flam	12.5 + 12.5	300	52.6	≥ 55	6.00
SL300CW50-300/Expert Plus+Flam	CW50	300	Nida Expert Plus + Nida Flam	12.5 + 12.5	300	56.2	≥ 54	6.20
SL300CW50-H-600/Expert Plus+Flam	2xCW50	600	Nida Expert Plus + Nida Flam	12.5 + 12.5	300	51.9	≥ 57	6.20
SL300CW50-H-400/Expert Plus+Flam	2xCW50	400	Nida Expert Plus + Nida Flam	12.5 + 12.5	300	56.9	≥ 55	6.30
SL300CW50-H-300/Expert Plus+Flam	2xCW50	300	Nida Expert Plus + Nida Flam	12.5 + 12.5	300	61.8	≥ 54	6.30
SL350CW50-600/Expert Plus+Flam	CW50	600	Nida Expert Plus + Nida Flam	12.5 + 12.5	350	50.1	≥ 57	5.85
SL350CW50-400/Expert Plus+Flam	CW50	400	Nida Expert Plus + Nida Flam	12.5 + 12.5	350	54	≥ 55	6.00
SL350CW50-300/Expert Plus+Flam	CW50	300	Nida Expert Plus + Nida Flam	12.5 + 12.5	350	57.9	≥ 54	6.20
SL350CW50-H-600/Expert Plus+Flam	2xCW50	600	Nida Expert Plus + Nida Flam	12.5 + 12.5	350	52.8	≥ 57	6.20
SL350CW50-H-400/Expert Plus+Flam	2xCW50	400	Nida Expert Plus + Nida Flam	12.5 + 12.5	350	58.2	≥ 55	6.30
SL350CW50-H-300/Expert Plus+Flam	2xCW50	300	Nida Expert Plus + Nida Flam	12.5 + 12.5	350	63.5	≥ 54	6.30
SL250CW75-600/Expert Plus+Flam	CW75	600	Nida Expert Plus + Nida Flam	12.5 + 12.5	250	50.3	≥ 57	7.95
SL250CW75-400/Expert Plus+Flam	CW75	400	Nida Expert Plus + Nida Flam	12.5 + 12.5	250	53.9	≥ 55	8.20
SL250CW75-300/Expert Plus+Flam	CW75	300	Nida Expert Plus + Nida Flam	12.5 + 12.5	250	57.5	≥ 54	8.40
SL250CW75-H-600/Expert Plus+Flam	2xCW75	600	Nida Expert Plus + Nida Flam	12.5 + 12.5	250	54.1	≥ 57	8.40
SL250CW75-H-400/Expert Plus+Flam	2xCW75	400	Nida Expert Plus + Nida Flam	12.5 + 12.5	250	59.5	≥ 55	8.76
SL250CW75-H-300/Expert Plus+Flam	2xCW75	300	Nida Expert Plus + Nida Flam	12.5 + 12.5	250	64.9	≥ 54	8.76
SL300CW75-600/Expert Plus+Flam	CW75	600	Nida Expert Plus + Nida Flam	12.5 + 12.5	300	51.7	≥ 57	9.70
SL300CW75-400/Expert Plus+Flam	CW75	400	Nida Expert Plus + Nida Flam	12.5 + 12.5	300	55	≥ 55	9.85
SL300CW75-300/Expert Plus+Flam	CW75	300	Nida Expert Plus + Nida Flam	12.5 + 12.5	300	59	≥ 54	9.85
SL300CW75-H-600/Expert Plus+Flam	2xCW75	600	Nida Expert Plus + Nida Flam	12.5 + 12.5	300	54.7	≥ 57	9.85
SL300CW75-H-400/Expert Plus+Flam	2xCW75	400	Nida Expert Plus + Nida Flam	12.5 + 12.5	300	60.5	≥ 55	9.85
SL300CW75-H-300/Expert Plus+Flam	2xCW75	300	Nida Expert Plus + Nida Flam	12.5 + 12.5	300	66.3	≥ 54	9.85
SL350CW75-600/Expert Plus+Flam	CW75	600	Nida Expert Plus + Nida Flam	12.5 + 12.5	350	52.7	≥ 57	9.70
SL350CW75-400/Expert Plus+Flam	CW75	400	Nida Expert Plus + Nida Flam	12.5 + 12.5	350	56.4	≥ 55	9.85
SL350CW75-300/Expert Plus+Flam	CW75	300	Nida Expert Plus + Nida Flam	12.5 + 12.5	350	60.9	≥ 54	9.85
SL350CW75-H-600/Expert Plus+Flam	2xCW75	600	Nida Expert Plus + Nida Flam	12.5 + 12.5	350	55.6	≥ 57	9.85
SL350CW75-H-400/Expert Plus+Flam	2xCW75	400	Nida Expert Plus + Nida Flam	12.5 + 12.5	350	61.9	≥ 55	9.85
SL350CW75-H-300/Expert Plus+Flam	2xCW75	300	Nida Expert Plus + Nida Flam	12.5 + 12.5	350	68.1	≥ 54	9.85
SL400CW75-600/Expert Plus+Flam	CW75	600	Nida Expert Plus + Nida Flam	12.5 + 12.5	400	53.6	≥ 57	9.70
SL400CW75-400/Expert Plus+Flam	CW75	400	Nida Expert Plus + Nida Flam	12.5 + 12.5	400	57.8	≥ 55	9.85
SL400CW75-300/Expert Plus+Flam	CW75	300	Nida Expert Plus + Nida Flam	12.5 + 12.5	400	62.7	≥ 54	9.85
SL400CW75-H-600/Expert Plus+Flam	2xCW75	600	Nida Expert Plus + Nida Flam	12.5 + 12.5	400	56.5	≥ 57	9.85
SL400CW75-H-400/Expert Plus+Flam	2xCW75	400	Nida Expert Plus + Nida Flam	12.5 + 12.5	400	63.3	≥ 55	9.85
SL400CW75-H-300/Expert Plus+Flam	2xCW75	300	Nida Expert Plus + Nida Flam	12.5 + 12.5	400	69.9	≥ 54	9.85
SL300CW100-600/Expert Plus+Flam	CW100	600	Nida Expert Plus + Nida Flam	12.5 + 12.5	300	53.2	≥ 57	9.95
SL300CW100-400/Expert Plus+Flam	CW100	400	Nida Expert Plus + Nida Flam	12.5 + 12.5	300	56.8	≥ 55	10.20
SL300CW100-300/Expert Plus+Flam	CW100	300	Nida Expert Plus + Nida Flam	12.5 + 12.5	300	61.2	≥ 54	10.45
SL300CW100-H-600/Expert Plus+Flam	2xCW100	600	Nida Expert Plus + Nida Flam	12.5 + 12.5	300	56.9	≥ 57	10.45
SL300CW100-H-400/Expert Plus+Flam	2xCW100	400	Nida Expert Plus + Nida Flam	12.5 + 12.5	300	63.3	≥ 55	10.91
SL300CW100-H-300/Expert Plus+Flam	2xCW100	300	Nida Expert Plus + Nida Flam	12.5 + 12.5	300	69.8	≥ 54	10.91
SL350CW100-600/Expert Plus+Flam	CW100	600	Nida Expert Plus + Nida Flam	12.5 + 12.5	350	54.1	≥ 57	9.95
SL350CW100-400/Expert Plus+Flam	CW100	400	Nida Expert Plus + Nida Flam	12.5 + 12.5	350	58.2	≥ 55	10.20
SL350CW100-300/Expert Plus+Flam	CW100	300	Nida Expert Plus + Nida Flam	12.5 + 12.5	350	63	≥ 54	10.45
SL350CW100-H-600/Expert Plus+Flam	2xCW100	600	Nida Expert Plus + Nida Flam	12.5 + 12.5	350	57.8	≥ 57	10.45



SYSTEMS CONFIGURATIONS AND PERFORMANCE (solutions continued from previous page)

SINIAT system code	Nida Metal profile		Type, number, and thickness of SINIAT boards on each side of the wall		Wall thickness ⁽¹⁾ [mm]	Weight ⁽²⁾ [kg/m ²]	Acoustic insulation ⁽³⁾ Rw [dB]	Maximum height [m]
	Profile type	Interax [mm]	Plasterboard type	Number of layers and thickness of boards			Mineral wool 50 mm 10 kg/m ³	
SL350CW100-H-400/Expert Plus +Flam	2xCW100	400	Nida Expert Plus + Nida Flam	12.5 + 12.5	350	64.7	≥ 55	10.91
SL350CW100-H-300/Expert Plus+Flam	2xCW100	300	Nida Expert Plus + Nida Flam	12.5 + 12.5	350	71.6	≥ 54	10.91
SL400CW100-600/Expert Plus +Flam	CW100	600	Nida Expert Plus + Nida Flam	12.5 + 12.5	400	55	≥ 57	9.95
SL400CW100-400/Expert Plus +Flam	CW100	400	Nida Expert Plus + Nida Flam	12.5 + 12.5	400	59.6	≥ 55	10.20
SL400CW100-300/Expert Plus +Flam	CW100	300	Nida Expert Plus + Nida Flam	12.5 + 12.5	400	64.9	≥ 54	10.45
SL400CW100-H-600/Expert Plus +Flam	2xCW100	600	Nida Expert Plus + Nida Flam	12.5 + 12.5	400	58.7	≥ 57	10.45
SL400CW100-H-400/Expert Plus +Flam	2xCW100	400	Nida Expert Plus + Nida Flam	12.5 + 12.5	400	66.1	≥ 55	10.91
SL400CW100-H-300/Expert Plus +Flam	2xCW100	300	Nida Expert Plus + Nida Flam	12.5 + 12.5	400	73.5	≥ 54	10.91

CLASSIFICATION OF SINIAT BOARDS BASED ON THEIR FIELD OF USE

Use in the system ...	Siniat board								
	Expert+	Hydro+	Acoustic	Flam	Flam Extra	Hydroflam	Resistex	LaDura	Aquaboard
inside buildings in spaces without exposure to humidity ^(*)	*****	*****	*****	*****	*****	*****	*****	*****	*****
inside buildings in spaces with moderate exposure to humidity ^(*)	-	*****	-	-	-	*****	*****	*****	*****
inside buildings in spaces with high exposure to humidity ^(*)	-	-	-	-	-	-	-	*****	*****
inside buildings in spaces with excessive exposure to humidity ^(*)	-	-	-	-	-	-	-	-	*****
with fire resistance	***	***	***	****	*****	***	****	***	***
with acoustic insulation performance	***	***	****	****	****	****	****	****	****
exposed to the exterior of the building in external environmental conditions (facade)	-	-	-	-	-	-	-	-	*****
with mechanical resistance	**	**	**	***	****	**	****	****	***
with burglary resistance ^(**)	*	*	*	*	*	*	****	*	*

(*) Spaces without exposure to humidity are considered rooms with air humidity levels below 60%; moderate humidity: bathrooms and kitchens; high humidity: showers, changing rooms, laundries, industrial kitchens; excessive humidity: swimming pools, saunas, spa areas

(**) Siniat's anti-burglary systems are made with Resistex boards. Anti-burglary walls can be constructed using Resistex boards together with other Siniat boards, depending on performance requirements (RC2 class, acoustic insulation, fire resistance, etc.).

Notes

(1) The weight of the systems is calculated for the maximum height according to the table, and includes in the calculation the mineral wool (two rows), and finishing plaster for Q4 level

(2) The values of sound insulation indices are determined based on laboratory tests and extrapolated using dedicated calculation programs. The mineral wool considered in determining the values in the table has a thickness of 50 mm and a minimum density of 10 kg/m³.

- The board **Nida Expert Plus** can be substituted with the following boards: **Nida Hydro Plus**, **Nida Acoustic**, **Nida Flam**, **Nida Hydroflam**, **Nida Flam Extra**, **Resistex**, **LaDura**, **Aquaboard**. For spaces with humidity, **Nida Expert Plus** can only be substituted with: **Nida Hydro Plus**, **Nida Hydroflam**, **Resistex**, **LaDura**, **Aquaboard**.
- The board **Nida Flam** can be substituted with the following boards: **Nida Hydroflam**, **Nida Flam Extra**, **Resistex**, **LaDura**, **Aquaboard**. For spaces with humidity, it can only be substituted with: **Nida Hydroflam**, **Resistex**, **LaDura**, **Aquaboard**.
- Alternatively to **Nida PROFESIONAL**, ready-made plaster can be used for joint treatment, such as **Nida MULTI TASK**.
- Alternatively to **Adera LISS** ready-made plaster can be used for finishing plasterboards (Q4 level), such as **Nida MULTI TASK**.

For the material consumption table, refer to the Material Consumption Sheet on page 130.

Access **the professional plasterboard system calculator Sinc** and generate the material consumption and associated costs according to the project specifications.

Multi task Ultra efficient

jointing and finishing



NEW



nida Multi^{task}

ready-mix skim compound

Partition wall EI120 - DOUBLE-LAYERED



Fire resistance

30	45	60	90	120
----	----	----	----	-----



Acoustic insulation
Rw = 58 dB



Maximum height
11.41 m



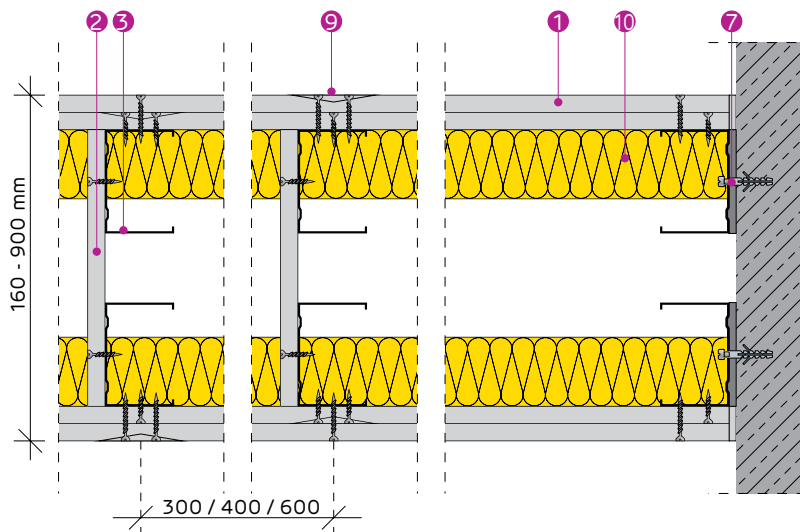
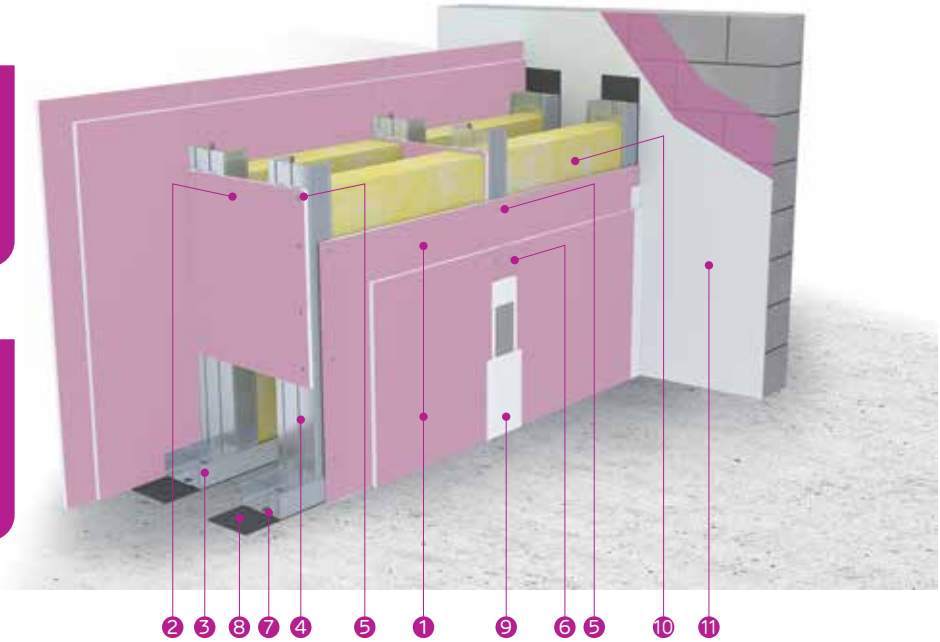
Technical Approval



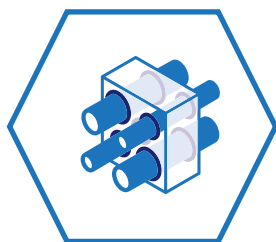
The system can be installed with single studs as well.



The system can be installed with doubled studs as well.



PROMAT'S APPROVED SOLUTIONS FOR PENETRATIONS THROUGH FIRE-RESISTANT WALLS



- 1 PLASTERBOARD 2X NIDA FLAM 12.5/2X NIDA FLAM 15
- 2 CONTINUOUS BOARD RUN NIDA FLAM
- 3 NIDA METAL UW TRACK PROFILE
- 4 NIDA METAL CW STUD PROFILE
- 5 SELF-TAPPING SCREW 212XL1
- 6 SELF-TAPPING SCREW 212XL2
- 7 MECHANICAL FIXING
- 8 SINGLE-SIDED SEALING TAPE
- 9 JOINTING TAPE & NIDA PROFESSIONAL JOINTING PLASTER
- 10 MINERAL WOOL (OPTIONAL)
- 11 ADERA LISS FINISHING PLASTER (Q4 LEVEL)



selector.promat.com

SYSTEM CONFIGURATIONS AND PERFORMANCES

SINIAT system code	Nida Metal profile		Type, number, and thickness of SINIAT boards on each side of the wall		Wall thickness ⁽¹⁾ [mm]	Weight ⁽²⁾ [kg/m ²]	Acoustic insulation ⁽²⁾	Maximum height [m]
	Profile type	Interax [mm]	Plasterboard type	Number of layers and thickness of boards			Rw [dB]	
SL190CW50-600/Flam	CW50	600	Nida Flam	2x12.5	190	54.3	≥ 57	5.80
SL190CW50-400/Flam	CW50	400	Nida Flam	2x12.5	190	56.1	≥ 55	5.95
SL190CW50-300/Flam	CW50	300	Nida Flam	2x12.5	190	58.7	≥ 54	6.15
SL190CW50-H-600/Flam	2xCW50	600	Nida Flam	2x12.5	190	56.4	≥ 57	6.15
SL190CW50-H-400/Flam	2xCW50	400	Nida Flam	2x12.5	190	60.3	≥ 55	6.45
SL190CW50-H-300/Flam	2xCW50	300	Nida Flam	2x12.5	190	64.2	≥ 54	6.55
SL200CW50-600/Flam	CW50	600	Nida Flam	2x12.5	200	54.4	≥ 57	6.15
SL200CW50-400/Flam	CW50	400	Nida Flam	2x12.5	200	56.4	≥ 55	6.30
SL200CW50-300/Flam	CW50	300	Nida Flam	2x12.5	200	59	≥ 54	6.45
SL200CW50-H-600/Flam	2xCW50	600	Nida Flam	2x12.5	200	56.5	≥ 57	6.45
SL200CW50-H-400/Flam	2xCW50	400	Nida Flam	2x12.5	200	60.6	≥ 55	6.55
SL200CW50-H-300/Flam	2xCW50	300	Nida Flam	2x12.5	200	64.6	≥ 54	6.55
SL250CW50-600/Flam	CW50	600	Nida Flam	2x12.5	250	55.3	≥ 57	6.15
SL250CW50-400/Flam	CW50	400	Nida Flam	2x12.5	250	57.7	≥ 55	6.30
SL250CW50-300/Flam	CW50	300	Nida Flam	2x12.5	250	60.8	≥ 54	6.45
SL250CW50-H-600/Flam	2xCW50	600	Nida Flam	2x12.5	250	57.4	≥ 57	6.45
SL250CW50-H-400/Flam	2xCW50	400	Nida Flam	2x12.5	250	61.9	≥ 55	6.55
SL250CW50-H-300/Flam	2xCW50	300	Nida Flam	2x12.5	250	66.4	≥ 54	6.55
SL300CW50-600/Flam	CW50	600	Nida Flam	2x12.5	300	56.2	≥ 57	6.15
SL300CW50-400/Flam	CW50	400	Nida Flam	2x12.5	300	59	≥ 55	6.30
SL300CW50-300/Flam	CW50	300	Nida Flam	2x12.5	300	62.6	≥ 54	6.45
SL300CW50-H-600/Flam	2xCW50	600	Nida Flam	2x12.5	300	58.3	≥ 57	6.45
SL300CW50-H-400/Flam	2xCW50	400	Nida Flam	2x12.5	300	63.3	≥ 55	6.55
SL300CW50-H-300/Flam	2xCW50	300	Nida Flam	2x12.5	300	68.1	≥ 54	6.55
SL350CW50-600/Flam	CW50	600	Nida Flam	2x12.5	350	57.1	≥ 57	6.15
SL350CW50-400/Flam	CW50	400	Nida Flam	2x12.5	350	60.4	≥ 55	6.30
SL350CW50-300/Flam	CW50	300	Nida Flam	2x12.5	350	64.3	≥ 54	6.45
SL350CW50-H-600/Flam	2xCW50	600	Nida Flam	2x12.5	350	59.2	≥ 57	6.45
SL350CW50-H-400/Flam	2xCW50	400	Nida Flam	2x12.5	350	64.6	≥ 55	6.55
SL350CW50-H-300/Flam	2xCW50	300	Nida Flam	2x12.5	350	69.9	≥ 54	6.55
SL250CW75-600/Flam	CW75	600	Nida Flam	2x12.5	250	57.4	≥ 57	8.30
SL250CW75-400/Flam	CW75	400	Nida Flam	2x12.5	250	60.2	≥ 55	8.50
SL250CW75-300/Flam	CW75	300	Nida Flam	2x12.5	250	63.4	≥ 54	8.75
SL250CW75-H-600/Flam	2xCW75	600	Nida Flam	2x12.5	250	60.4	≥ 57	8.75
SL250CW75-H-400/Flam	2xCW75	400	Nida Flam	2x12.5	250	65.8	≥ 55	9.10
SL250CW75-H-300/Flam	2xCW75	300	Nida Flam	2x12.5	250	71.1	≥ 54	9.15
SL300CW75-600/Flam	CW75	600	Nida Flam	2x12.5	300	58	≥ 57	10.10
SL300CW75-400/Flam	CW75	400	Nida Flam	2x12.5	300	61.3	≥ 55	10.25
SL300CW75-300/Flam	CW75	300	Nida Flam	2x12.5	300	65.3	≥ 54	10.40
SL300CW75-H-600/Flam	2xCW75	600	Nida Flam	2x12.5	300	60.9	≥ 57	10.40
SL300CW75-H-400/Flam	2xCW75	400	Nida Flam	2x12.5	300	66.8	≥ 55	10.45
SL300CW75-H-300/Flam	2xCW75	300	Nida Flam	2x12.5	300	72.5	≥ 54	10.45
SL350CW75-600/Flam	CW75	600	Nida Flam	2x12.5	350	59	≥ 57	10.10
SL350CW75-400/Flam	CW75	400	Nida Flam	2x12.5	350	62.7	≥ 55	10.25
SL350CW75-300/Flam	CW75	300	Nida Flam	2x12.5	350	68	≥ 54	10.40
SL350CW75-H-600/Flam	2xCW75	600	Nida Flam	2x12.5	350	61.9	≥ 57	10.40
SL350CW75-H-400/Flam	2xCW75	400	Nida Flam	2x12.5	350	68.1	≥ 55	10.45
SL350CW75-H-300/Flam	2xCW75	300	Nida Flam	2x12.5	350	74.3	≥ 54	10.45
SL400CW75-600/Flam	CW75	600	Nida Flam	2x12.5	400	59.9	≥ 57	10.10
SL400CW75-400/Flam	CW75	400	Nida Flam	2x12.5	400	64	≥ 55	10.25
SL400CW75-300/Flam	CW75	300	Nida Flam	2x12.5	400	69	≥ 54	10.40
SL400CW75-H-600/Flam	2xCW75	600	Nida Flam	2x12.5	400	62.8	≥ 57	10.40
SL400CW75-H-400/Flam	2xCW75	400	Nida Flam	2x12.5	400	69.5	≥ 55	10.45
SL400CW75-H-300/Flam	2xCW75	300	Nida Flam	2x12.5	400	76.1	≥ 54	10.45
SL300CW100-600/Flam	CW100	600	Nida Flam	2x12.5	300	59.5	≥ 57	10.40
SL300CW100-400/Flam	CW100	400	Nida Flam	2x12.5	300	63.1	≥ 55	10.65
SL300CW100-300/Flam	CW100	300	Nida Flam	2x12.5	300	67.5	≥ 54	10.90
SL300CW100-H-600/Flam	2xCW100	600	Nida Flam	2x12.5	300	63.1	≥ 57	10.90
SL300CW100-H-400/Flam	2xCW100	400	Nida Flam	2x12.5	300	70.2	≥ 55	11.40
SL300CW100-H-300/Flam	2xCW100	300	Nida Flam	2x12.5	300	76.7	≥ 54	11.41
SL350CW100-600/Flam	CW100	600	Nida Flam	2x12.5	350	60.5	≥ 57	10.40
SL350CW100-400/Flam	CW100	400	Nida Flam	2x12.5	350	64.5	≥ 55	10.65
SL350CW100-300/Flam	CW100	300	Nida Flam	2x12.5	350	69.3	≥ 54	10.90
SL350CW100-H-600/Flam	2xCW100	600	Nida Flam	2x12.5	350	64	≥ 57	10.90
SL350CW100-H-400/Flam	2xCW100	400	Nida Flam	2x12.5	350	71.6	≥ 55	11.40
SL350CW100-H-300/Flam	2xCW100	300	Nida Flam	2x12.5	350	78.5	≥ 54	11.41



SYSTEMS CONFIGURATIONS AND PERFORMANCE (solutions continued from previous page)

SINIAT system code	Nida Metal profile		Type, number, and thickness of SINIAT boards on each side of the wall		Wall thickness ⁽¹⁾ [mm]	Weight ⁽²⁾ [kg/m ²]	Acoustic insulation ⁽²⁾	Maximum height [m]
	Profile type	Interax [mm]	Plasterboard type	Number of layers and thickness of boards			Rw [dB]	
SL400CW100-600/Flam	CW100	600	Nida Flam	2x12.5	400	61.4	≥ 57	10.40
SL400CW100-400/Flam	CW100	400	Nida Flam	2x12.5	400	65.9	≥ 55	10.65
SL400CW100-300/Flam	CW100	300	Nida Flam	2x12.5	400	71.2	≥ 54	10.90
SL300CW100-H-600/Flam	2xCW100	600	Nida Flam	2x12.5	400	65	≥ 57	10.90
SL400CW100-H-400/Flam	2xCW100	400	Nida Flam	2x12.5	400	73	≥ 55	11.40
SL400CW100-H-300/Flam	2xCW100	300	Nida Flam	2x12.5	400	80.3	≥ 54	11.41
SL190CW50-600/Flam	CW50	600	Nida Flam	2x15	190	62.7	≥ 58	5.70
SL190CW50-400/Flam	CW50	400	Nida Flam	2x15	190	64.8	≥ 56	5.90
SL190CW50-300/Flam	CW50	300	Nida Flam	2x15	190	67.6	≥ 55	6.05
SL190CW50-H-600/Flam	2xCW50	600	Nida Flam	2x15	190	64.8	≥ 58	6.05
SL190CW50-H-400/Flam	2xCW50	400	Nida Flam	2x15	190	69	≥ 56	6.35
SL190CW50-H-300/Flam	2xCW50	300	Nida Flam	2x15	190	73.2	≥ 55	6.44
SL200CW50-600/Flam	CW50	600	Nida Flam	2x15	200	62.9	≥ 58	5.70
SL200CW50-400/Flam	CW50	400	Nida Flam	2x15	200	65	≥ 56	5.90
SL200CW50-300/Flam	CW50	300	Nida Flam	2x15	200	68	≥ 55	6.05
SL200CW50-H-600/Flam	2xCW50	600	Nida Flam	2x15	200	65	≥ 58	6.05
SL200CW50-H-400/Flam	2xCW50	400	Nida Flam	2x15	200	69.3	≥ 56	6.35
SL200CW50-H-300/Flam	2xCW50	300	Nida Flam	2x15	200	73.6	≥ 55	6.44
SL250CW50-600/Flam	CW50	600	Nida Flam	2x15	250	64	≥ 58	6.05
SL250CW50-400/Flam	CW50	400	Nida Flam	2x15	250	66.6	≥ 56	6.25
SL250CW50-300/Flam	CW50	300	Nida Flam	2x15	250	70	≥ 55	6.40
SL250CW50-H-600/Flam	2xCW50	600	Nida Flam	2x15	250	66	≥ 58	6.40
SL250CW50-H-400/Flam	2xCW50	400	Nida Flam	2x15	250	70.9	≥ 56	6.44
SL250CW50-H-300/Flam	2xCW50	300	Nida Flam	2x15	250	75.6	≥ 55	6.44
SL300CW50-600/Flam	CW50	600	Nida Flam	2x15	300	65	≥ 58	6.05
SL300CW50-400/Flam	CW50	400	Nida Flam	2x15	300	68.2	≥ 56	6.25
SL300CW50-300/Flam	CW50	300	Nida Flam	2x15	300	72.2	≥ 55	6.40
SL300CW50-H-600/Flam	2xCW50	600	Nida Flam	2x15	300	67.1	≥ 58	6.40
SL300CW50-H-400/Flam	2xCW50	400	Nida Flam	2x15	300	72.5	≥ 56	6.44
SL300CW50-H-300/Flam	2xCW50	300	Nida Flam	2x15	300	77.7	≥ 55	6.44
SL350CW50-600/Flam	CW50	600	Nida Flam	2x15	350	66	≥ 58	6.05
SL350CW50-400/Flam	CW50	400	Nida Flam	2x15	350	69.8	≥ 56	6.25
SL350CW50-300/Flam	CW50	300	Nida Flam	2x15	350	74.2	≥ 55	6.40
SL350CW50-H-600/Flam	2xCW50	600	Nida Flam	2x15	350	68.2	≥ 58	6.40
SL350CW50-H-400/Flam	2xCW50	400	Nida Flam	2x15	350	74	≥ 56	6.44
SL350CW50-H-300/Flam	2xCW50	300	Nida Flam	2x15	350	79.8	≥ 55	6.44
SL250CW75-600/Flam	CW75	600	Nida Flam	2x15	250	66	≥ 58	8.30
SL250CW75-400/Flam	CW75	400	Nida Flam	2x15	250	69.2	≥ 56	8.50
SL250CW75-300/Flam	CW75	300	Nida Flam	2x15	250	73.1	≥ 55	8.70
SL250CW75-H-600/Flam	2xCW75	600	Nida Flam	2x15	250	69	≥ 58	8.70
SL250CW75-H-400/Flam	2xCW75	400	Nida Flam	2x15	250	74.7	≥ 56	9.07
SL250CW75-H-300/Flam	2xCW75	300	Nida Flam	2x15	250	80.4	≥ 55	9.07
SL300CW75-600/Flam	CW75	600	Nida Flam	2x15	300	66.9	≥ 58	10.15
SL300CW75-400/Flam	CW75	400	Nida Flam	2x15	300	70.5	≥ 56	10.30
SL300CW75-300/Flam	CW75	300	Nida Flam	2x15	300	74.9	≥ 55	10.39
SL300CW75-H-600/Flam	2xCW75	600	Nida Flam	2x15	300	69.8	≥ 58	10.39
SL300CW75-H-400/Flam	2xCW75	400	Nida Flam	2x15	300	76	≥ 56	10.39
SL300CW75-H-300/Flam	2xCW75	300	Nida Flam	2x15	300	82.1	≥ 55	10.39
SL350CW75-600/Flam	CW75	600	Nida Flam	2x15	350	68	≥ 58	10.15
SL350CW75-400/Flam	CW75	400	Nida Flam	2x15	350	72.1	≥ 56	10.30
SL350CW75-300/Flam	CW75	300	Nida Flam	2x15	350	77	≥ 55	10.39
SL350CW75-H-600/Flam	2xCW75	600	Nida Flam	2x15	350	71.9	≥ 58	10.39
SL350CW75-H-400/Flam	2xCW75	400	Nida Flam	2x15	350	77.6	≥ 56	10.39
SL350CW75-H-300/Flam	2xCW75	300	Nida Flam	2x15	350	84.3	≥ 55	10.39
SL400CW75-600/Flam	CW75	600	Nida Flam	2x15	400	69	≥ 58	10.15
SL400CW75-400/Flam	CW75	400	Nida Flam	2x15	400	73.8	≥ 56	10.30

SYSTEMS CONFIGURATIONS AND PERFORMANCE (solutions continued from previous page)

SINIAT system code	Nida Metal profile		Type, number, and thickness of SINIAT boards on each side of the wall		Wall thickness ⁽¹⁾ [mm]	Weight ⁽²⁾ [kg/m ²]	Acoustic insulation ⁽³⁾	Maximum height [m]
	Profile type	Interax [mm]	Plasterboard type	Number of layers and thickness of boards			Rw [dB]	
SL400CW75-400/Flam	CW75	400	Nida Flam	2x15	400	79.2	≥ 55	10.39
SL400CW75-H-600/Flam	2xCW75	600	Nida Flam	2x15	400	72	≥ 58	10.39
SL400CW75-H-400/Flam	2xCW75	400	Nida Flam	2x15	400	79.2	≥ 56	10.39
SL400CW75-H-400/Flam	2xCW75	400	Nida Flam	2x15	400	86.4	≥ 55	10.39
SL300CW100-600/Flam	CW100	600	Nida Flam	2x15	300	68.4	≥ 58	10.40
SL300CW100-400/Flam	CW100	400	Nida Flam	2x15	300	72.4	≥ 56	10.70
SL300CW100-300/Flam	CW100	300	Nida Flam	2x15	300	77.1	≥ 55	10.95
SL300CW100-H-600/Flam	2xCW100	600	Nida Flam	2x15	300	72	≥ 58	10.95
SL300CW100-H-400/Flam	2xCW100	400	Nida Flam	2x15	300	79.5	≥ 56	11.36
SL300CW100-H-300/Flam	2xCW100	300	Nida Flam	2x15	300	86.3	≥ 55	11.36
SL350CW100-600/Flam	CW100	600	Nida Flam	2x15	350	69.5	≥ 58	10.40
SL350CW100-400/Flam	CW100	400	Nida Flam	2x15	350	74	≥ 56	10.70
SL350CW100-300/Flam	CW100	300	Nida Flam	2x15	350	79.3	≥ 55	10.95
SL350CW100-H-600/Flam	2xCW100	600	Nida Flam	2x15	350	73	≥ 58	10.95
SL350CW100-H-400/Flam	2xCW100	400	Nida Flam	2x15	350	81	≥ 56	11.36
SL350CW100-H-300/Flam	2xCW100	300	Nida Flam	2x15	350	88.4	≥ 55	11.36
SL400CW100-600/Flam	CW100	600	Nida Flam	2x15	400	70.5	≥ 58	10.40
SL400CW100-400/Flam	CW100	400	Nida Flam	2x15	400	75.6	≥ 56	10.70
SL400CW100-300/Flam	CW100	300	Nida Flam	2x15	400	81.4	≥ 55	10.95
SL300CW100-H-600/Flam	2xCW100	600	Nida Flam	2x15	400	74.2	≥ 58	10.95
SL400CW100-H-400/Flam	2xCW100	400	Nida Flam	2x15	400	82.7	≥ 56	11.36
SL400CW100-H-300/Flam	2xCW100	300	Nida Flam	2x15	400	90.6	≥ 55	11.36

CLASSIFICATION OF SINIAT BOARDS BASED ON THEIR FIELD OF USE

Use in the system ...	Siniat board								
	Expert+	Hydro+	Acoustic	Flam	Flam Extra	Hydroflam	Resistex	LaDura	Aquaboard
inside buildings in spaces without exposure to humidity ^(*)	****	****	****	****	****	****	****	****	****
inside buildings in spaces with moderate exposure to humidity ^(*)	-	****	-	-	-	****	****	****	****
inside buildings in spaces with high exposure to humidity ^(*)	-	-	-	-	-	-	-	****	****
inside buildings in spaces with excessive exposure to humidity ^(*)	-	-	-	-	-	-	-	-	****
with fire resistance	***	***	***	****	****	****	****	****	****
with acoustic insulation performance	***	***	****	****	****	****	****	****	****
exposed to the exterior of the building in external environmental conditions (facade)	-	-	-	-	-	-	-	-	****
with mechanical resistance	**	**	**	***	****	***	****	****	***
with burglary resistance ^(**)	*	*	*	*	*	*	****	*	*

(*) Spaces without exposure to humidity are considered rooms with air humidity levels below 60%; moderate humidity: bathrooms and kitchens; high humidity: showers, changing rooms, laundries, industrial kitchens; excessive humidity: swimming pools, saunas, spa areas

(**) Siniat's anti-burglary systems are made with Resistex boards. Anti-burglary walls can be constructed using Resistex boards together with other Siniat boards, depending on performance requirements (RC2 class, acoustic insulation, fire resistance, etc.).

Notes

(1) The weight of the systems is calculated for the maximum height according to the table, and includes in the calculation the mineral wool (two rows), and finishing plaster for Q4 level

(2) The values of sound insulation indices are determined based on laboratory tests and extrapolated using dedicated calculation programs. The mineral wool considered in determining the values in the table has a thickness of 50 mm and a minimum density of 10 kg/m³.

- The board **Nida Flam** can be substituted with the following boards: **Nida Hydroflam**, **Nida Flam Extra**, **Resistex**, **LaDura**, **Aquaboard**. For spaces with humidity, it can only be substituted with: **Nida Hydroflam**, **Resistex**, **LaDura**, **Aquaboard**.
- Alternatively to **Nida PROFESIONAL**, ready-made plaster can be used for joint treatment, such as **Nida MULTI TASK**.
- Alternatively to **Adera LISS** ready-made plaster can be used for finishing plasterboards (Q4 level), such as **Nida MULTI TASK**.

For the material consumption table, refer to the Material Consumption Sheet on page 130.

Access **the professional plasterboard system calculator Sinc** and generate the material consumption and associated costs according to the project specifications.



Partition wall EI180 - DOUBLE-LAYERED



Fire resistance

30	45	60	90	120	180
----	----	----	----	-----	-----



Acoustic insulation
Rw = 58 dB



Maximum height
6.50 m



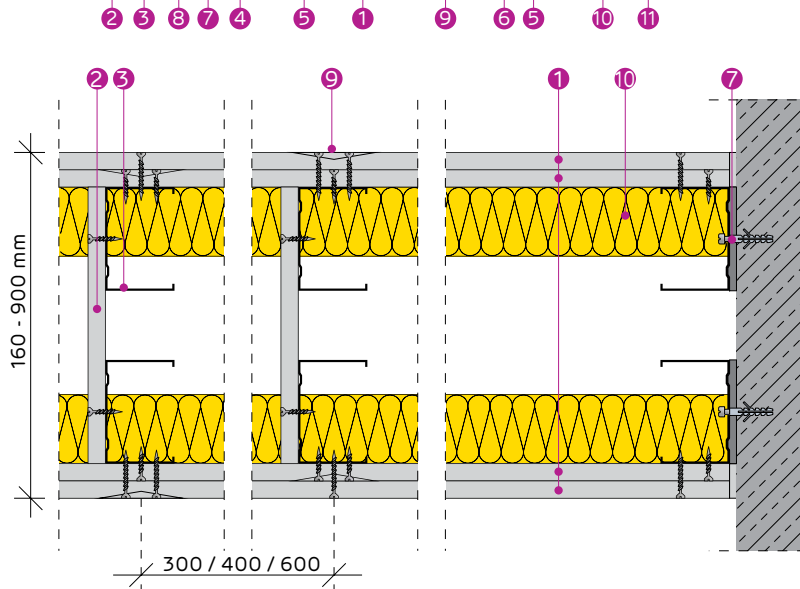
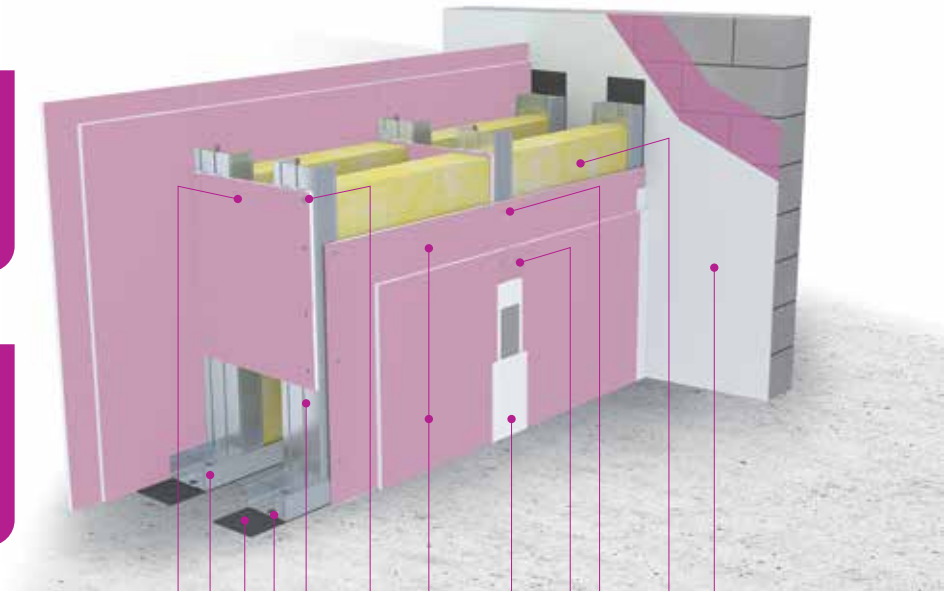
Technical Approval



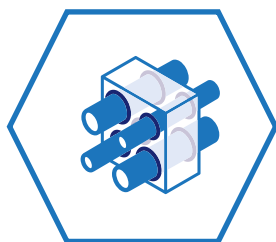
The system can be installed with single studs as well.



The system can be installed with doubled studs as well.



PROMAT'S APPROVED SOLUTIONS FOR PENETRATIONS THROUGH FIRE-RESISTANT WALLS



- 1 PLASTERBOARD 2X NIDA FLAM EXTRA 15
- 2 CONTINUOUS BOARD RUN NIDA FLAM EXTRA
- 3 NIDA METAL UW TRACK PROFILE
- 4 NIDA METAL CW STUD PROFILE
- 5 SELF-TAPPING SCREW 212XL1
- 6 SELF-TAPPING SCREW 212XL2
- 7 MECHANICAL FIXING
- 8 SINGLE-SIDED SEALING TAPE
- 9 JOINTING TAPE & NIDA PROFESSIONAL JOINTING PLASTER
- 10 MINERAL WOOL (OPTIONAL)
- 11 ADERA LISS FINISHING PLASTER (Q4 LEVEL)



selector.promat.com

SYSTEM CONFIGURATIONS AND PERFORMANCES

SINIAT system code	Nida Metal profile		Type, number, and thickness of SINIAT boards on each side of the wall		Wall thickness ⁽¹⁾ [mm]	Weight ⁽²⁾ [kg/m ²]	Acoustic insulation ⁽²⁾	Maximum height [m]
	Profile type	Interax [mm]	Plasterboard type	Number of layers and thickness of boards			Rw [dB]	
SL160CW50-600/Flam Extra	CW50	600	Nida Flam Extra	2x15	160	58.7	≥ 57	4.50
SL160CW50-400/Flam Extra	CW50	400	Nida Flam Extra	2x15	160	60.4	≥ 56	4.75
SL160CW50-300/Flam Extra	CW50	300	Nida Flam Extra	2x15	160	62.8	≥ 55	4.99
SL160CW50-H-600/Flam Extra	2xCW50	600	Nida Flam Extra	2x15	160	60.9	≥ 57	4.75
SL160CW50-H-400/Flam Extra	2xCW50	400	Nida Flam Extra	2x15	160	64.8	≥ 56	5.00
SL160CW50-H-300/Flam Extra	2xCW50	300	Nida Flam Extra	2x15	160	68.5	≥ 55	5.25
SL200CW50-600/Flam Extra	CW50	600	Nida Flam Extra	2x15	200	59.5	≥ 58	4.50
SL200CW50-400/Flam Extra	CW50	400	Nida Flam Extra	2x15	200	61.5	≥ 56	4.75
SL200CW50-300/Flam Extra	CW50	300	Nida Flam Extra	2x15	200	64.4	≥ 55	4.99
SL200CW50-H-600/Flam Extra	2xCW50	600	Nida Flam Extra	2x15	200	61.7	≥ 58	4.75
SL200CW50-H-400/Flam Extra	2xCW50	400	Nida Flam Extra	2x15	200	65.9	≥ 56	5.00
SL200CW50-H-300/Flam Extra	2xCW50	300	Nida Flam Extra	2x15	200	70	≥ 55	5.25
SL250CW50-600/Flam Extra	CW50	600	Nida Flam Extra	2x15	250	60.4	≥ 58	4.50
SL250CW50-400/Flam Extra	CW50	400	Nida Flam Extra	2x15	250	63	≥ 56	4.75
SL250CW50-300/Flam Extra	CW50	300	Nida Flam Extra	2x15	250	66.3	≥ 55	4.99
SL250CW50-H-600/Flam Extra	2xCW50	600	Nida Flam Extra	2x15	250	62.6	≥ 58	4.75
SL250CW50-H-400/Flam Extra	2xCW50	400	Nida Flam Extra	2x15	250	67.3	≥ 56	5.00
SL250CW50-H-300/Flam Extra	2xCW50	300	Nida Flam Extra	2x15	250	72	≥ 55	5.25
SL300CW50-600/Flam Extra	CW50	600	Nida Flam Extra	2x15	300	61.4	≥ 58	4.50
SL300CW50-400/Flam Extra	CW50	400	Nida Flam Extra	2x15	300	64.4	≥ 56	4.75
SL300CW50-300/Flam Extra	CW50	300	Nida Flam Extra	2x15	300	68.2	≥ 55	4.99
SL300CW50-H-600/Flam Extra	2xCW50	600	Nida Flam Extra	2x15	300	63.6	≥ 58	4.75
SL300CW50-H-400/Flam Extra	2xCW50	400	Nida Flam Extra	2x15	300	68.8	≥ 56	5.00
SL300CW50-H-300/Flam Extra	2xCW50	300	Nida Flam Extra	2x15	300	73.9	≥ 55	5.25
SL210CW75-600/Flam Extra	CW75	600	Nida Flam Extra	2x15	210	60.9	≥ 58	6.00
SL210CW75-400/Flam Extra	CW75	400	Nida Flam Extra	2x15	210	63.4	≥ 56	6.25
SL210CW75-300/Flam Extra	CW75	300	Nida Flam Extra	2x15	210	66.6	≥ 55	6.50
SL210CW75-H-600/Flam Extra	2xCW75	600	Nida Flam Extra	2x15	210	63.6	≥ 58	6.50
SL210CW75-H-400/Flam Extra	2xCW75	400	Nida Flam Extra	2x15	210	68.6	≥ 56	6.50
SL210CW75-H-300/Flam Extra	2xCW75	300	Nida Flam Extra	2x15	210	73.5	≥ 55	6.50
SL250CW75-600/Flam Extra	CW75	600	Nida Flam Extra	2x15	250	61.7	≥ 58	6.00
SL250CW75-400/Flam Extra	CW75	400	Nida Flam Extra	2x15	250	64.5	≥ 56	6.25
SL250CW75-300/Flam Extra	CW75	300	Nida Flam Extra	2x15	250	68.2	≥ 55	6.50
SL250CW75-H-600/Flam Extra	2xCW75	600	Nida Flam Extra	2x15	250	64.4	≥ 58	6.50
SL250CW75-H-400/Flam Extra	2xCW75	400	Nida Flam Extra	2x15	250	69.8	≥ 56	6.50
SL250CW75-H-300/Flam Extra	2xCW75	300	Nida Flam Extra	2x15	250	75	≥ 55	6.50
SL300CW75-600/Flam Extra	CW75	600	Nida Flam Extra	2x15	300	62.7	≥ 58	6.00
SL300CW75-400/Flam Extra	CW75	400	Nida Flam Extra	2x15	300	66	≥ 56	6.25
SL300CW75-300/Flam Extra	CW75	300	Nida Flam Extra	2x15	300	70.1	≥ 55	6.50
SL300CW75-H-600/Flam Extra	2xCW75	600	Nida Flam Extra	2x15	300	65.4	≥ 58	6.50
SL300CW75-H-400/Flam Extra	2xCW75	400	Nida Flam Extra	2x15	300	71.2	≥ 56	6.50
SL300CW75-H-300/Flam Extra	2xCW75	300	Nida Flam Extra	2x15	300	77	≥ 55	6.50
SL350CW75-600/Flam Extra	CW75	600	Nida Flam Extra	2x15	350	63.4	≥ 58	6.00
SL350CW75-400/Flam Extra	CW75	400	Nida Flam Extra	2x15	350	67.5	≥ 56	6.25
SL350CW75-300/Flam Extra	CW75	300	Nida Flam Extra	2x15	350	72	≥ 55	6.50
SL350CW75-H-600/Flam Extra	2xCW75	600	Nida Flam Extra	2x15	350	66.4	≥ 58	6.50
SL350CW75-H-400/Flam Extra	2xCW75	400	Nida Flam Extra	2x15	350	72.7	≥ 56	6.50
SL350CW75-H-300/Flam Extra	2xCW75	300	Nida Flam Extra	2x15	350	78.9	≥ 55	6.50
SL260CW100-600/Flam Extra	CW100	600	Nida Flam Extra	2x15	260	63.4	≥ 58	6.50
SL260CW100-400/Flam Extra	CW100	400	Nida Flam Extra	2x15	260	66.6	≥ 56	6.50
SL260CW100-260/Flam Extra	CW100	260	Nida Flam Extra	2x15	260	70.7	≥ 55	6.50
SL260CW100-H-600/Flam Extra	2xCW100	600	Nida Flam Extra	2x15	260	66.8	≥ 58	6.50
SL260CW100-H-400/Flam Extra	2xCW100	400	Nida Flam Extra	2x15	260	73	≥ 56	6.50
SL260CW100-H-260/Flam Extra	2xCW100	260	Nida Flam Extra	2x15	260	79	≥ 55	6.50



SYSTEMS CONFIGURATIONS AND PERFORMANCE (solutions continued from previous page)

SINIAT system code	Nida Metal profile		Type, number, and thickness of SINIAT boards on each side of the wall		Wall thickness ⁽¹⁾ [mm]	Weight ⁽²⁾ [kg/m ²]	Acoustic insulation ⁽²⁾	Maximum height [m]
	Profile type	Interax [mm]	Plasterboard type	Number of layers and thickness of boards			Rw [dB]	
SL300CW100-600/Flam Extra	CW100	600	Nida Flam Extra	2x15	300	64.6	≥ 58	6.50
SL300CW100-400/Flam Extra	CW100	400	Nida Flam Extra	2x15	300	67.8	≥ 56	6.50
SL300CW100-300/Flam Extra	CW100	300	Nida Flam Extra	2x15	300	72.3	≥ 55	6.50
SL300CW100-H-600/Flam Extra	2xCW100	600	Nida Flam Extra	2x15	300	67.6	≥ 58	6.50
SL300CW100-H-400/Flam Extra	2xCW100	400	Nida Flam Extra	2x15	300	74.2	≥ 56	6.50
SL300CW100-H-300/Flam Extra	2xCW100	300	Nida Flam Extra	2x15	300	80.6	≥ 55	6.50
SL350CW100-600/Flam Extra	CW100	600	Nida Flam Extra	2x15	350	65.6	≥ 58	6.50
SL350CW100-400/Flam Extra	CW100	400	Nida Flam Extra	2x15	350	69.3	≥ 56	6.50
SL350CW100-300/Flam Extra	CW100	300	Nida Flam Extra	2x15	350	74.2	≥ 55	6.50
SL350CW100-H-600/Flam Extra	2xCW100	600	Nida Flam Extra	2x15	350	68.6	≥ 58	6.50
SL350CW100-H-400/Flam Extra	2xCW100	400	Nida Flam Extra	2x15	350	75.6	≥ 56	6.50
SL350CW100-H-300/Flam Extra	2xCW100	300	Nida Flam Extra	2x15	350	82.6	≥ 55	6.50
SL400CW100-600/Flam Extra	CW100	600	Nida Flam Extra	2x15	400	66.6	≥ 58	6.50
SL400CW100-400/Flam Extra	CW100	400	Nida Flam Extra	2x15	400	70.7	≥ 56	6.50
SL400CW100-300/Flam Extra	CW100	300	Nida Flam Extra	2x15	400	76.2	≥ 55	6.50
SL400CW100-H-600/Flam Extra	2xCW100	600	Nida Flam Extra	2x15	400	69.6	≥ 58	6.50
SL400CW100-H-400/Flam Extra	2xCW100	400	Nida Flam Extra	2x15	400	77.1	≥ 56	6.50
SL400CW100-H-300/Flam Extra	2xCW100	300	Nida Flam Extra	2x15	400	84.5	≥ 55	6.50

CLASSIFICATION OF SINIAT BOARDS BASED ON THEIR FIELD OF USE

Use in the system ...	Siniat board								
	Expert+	Hydro+	Acustic	Flam	Flam Extra	Hydroflam	Resistex	LaDura	Aquaboard
inside buildings in spaces without exposure to humidity ^(*)	*****	*****	*****	*****	*****	*****	*****	*****	*****
inside buildings in spaces with moderate exposure to humidity ^(*)	-	*****	-	-	-	*****	*****	*****	*****
inside buildings in spaces with high exposure to humidity ^(*)	-	-	-	-	-	-	-	*****	*****
inside buildings in spaces with excessive exposure to humidity ^(*)	-	-	-	-	-	-	-	-	*****
with fire resistance	***	***	***	****	*****	***	*****	***	***
with acoustic insulation performance	***	***	****	****	****	****	****	****	****
exposed to the exterior of the building in external environmental conditions (facade)	-	-	-	-	-	-	-	-	*****
with mechanical resistance	**	**	**	***	****	**	*****	*****	***
with burglary resistance ^(**)	*	*	*	*	*	*	*****	*	*

(*) Spaces without exposure to humidity are considered rooms with air humidity levels below 60%; moderate humidity: bathrooms and kitchens; high humidity: showers, changing rooms, laundries, industrial kitchens; excessive humidity: swimming pools, saunas, spa areas

(**) Siniat's anti-burglary systems are made with Resistex boards. Anti-burglary walls can be constructed using Resistex boards together with other Siniat boards, depending on performance requirements (RC2 class, acoustic insulation, fire resistance, etc.).

Notes

(1) The weight of the systems is calculated for the maximum height according to the table, and includes in the calculation the mineral wool (two rows), and finishing plaster for Q4 level

(2) The values of sound insulation indices are determined based on laboratory tests and extrapolated using dedicated calculation programs. The mineral wool considered in determining the values in the table has a thickness of 50 mm and a minimum density of 10 kg/m³.

● Alternatively to **Nida PROFESIONAL**, ready-made plaster can be used for joint treatment, such as **Nida MULTI TASK**.

● Alternatively to **Adera LISS** ready-made plaster can be used for finishing plasterboards (Q4 level), such as **Nida MULTI TASK**.

For the material consumption table, refer to the Material Consumption Sheet on page 130.

Access **the professional plasterboard system calculator Sinc** and generate the material consumption and associated costs according to the project specifications.

NIDA Readymix Profesional

- ✓ Ready-made plaster
- ✓ Manual and mechanized application
- ✓ It can also be applied with a roller.

Use:

- finishes on gypsum plaster substrates
- loading plasters, plasterboards

Benefits:

- ideal as a plaster of interior, super white
- super white and smooth surfaces are obtained, ready for painting



Partition wall EI180 - TRIPLE-LAYERED



Fire resistance

30	45	60	90	120	180
----	----	----	----	-----	-----



Acoustic insulation
Rw = 62 dB



Maximum height
13.71 m



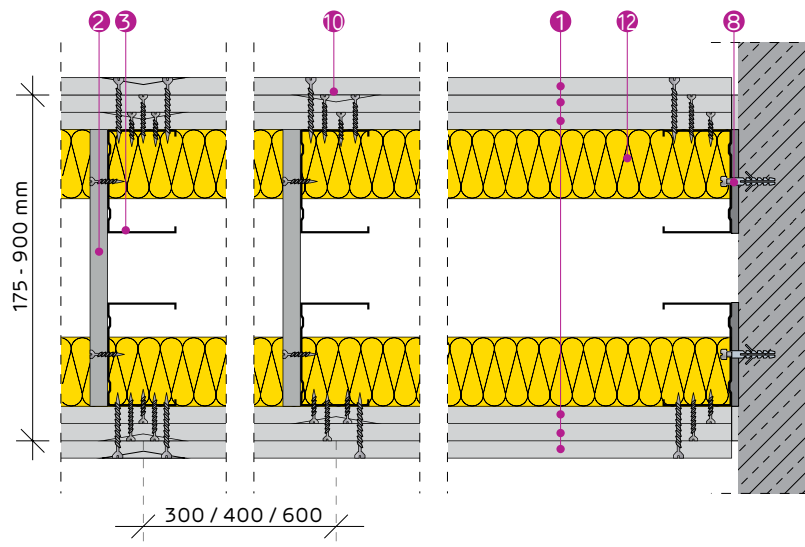
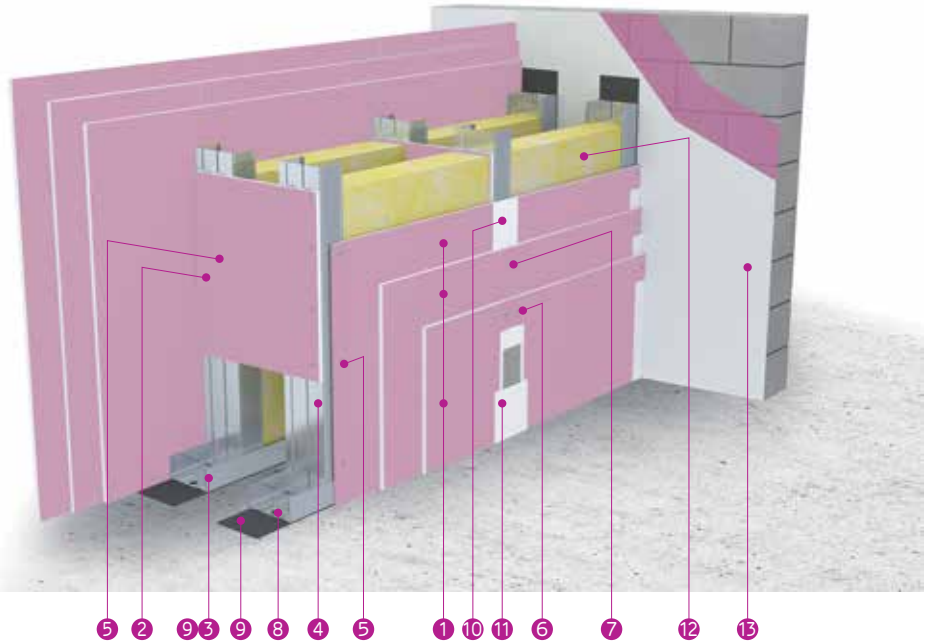
Technical Approval



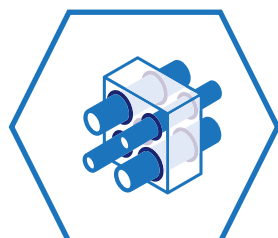
The system can be installed with single studs as well.



The system can be installed with doubled studs as well.



PROMAT'S APPROVED SOLUTIONS FOR PENETRATIONS THROUGH FIRE-RESISTANT WALLS



- 1 PLASTERBOARD 3X NIDA FLAM 12.5/3X NIDA FLAM 15
- 2 CONTINUOUS BOARD RUN NIDA FLAM
- 3 NIDA METAL UW TRACK PROFILE
- 4 NIDA METAL CW STUD PROFILE
- 5 SELF-TAPPING SCREW 212XL1
- 6 SELF-TAPPING SCREW 212XL2
- 7 SELF-TAPPING SCREW 212XL3
- 8 MECHANICAL FIXING
- 9 SINGLE-SIDED SEALING TAPE
- 10 NIDA PROFESIONAL JOINTING PLASTER
- 11 JOINTING TAPE & NIDA PROFESIONAL JOINTING PLASTER
- 12 MINERAL WOOL (OPTIONAL)
- 13 ADERA LISS FINISHING PLASTER (Q4 LEVEL)



selector.promat.com

SYSTEM CONFIGURATIONS AND PERFORMANCES

SINIAT system code	Nida Metal profile		Type, number, and thickness of SINIAT boards on each side of the wall		Wall thickness ⁽¹⁾ [mm]	Weight ⁽²⁾ [kg/m ²]	Acoustic insulation ⁽²⁾	Maximum height [m]
	Profile type	Interax [mm]	Plasterboard type	Number of layers and thickness of boards			Rw [dB]	
SL300CW75-600/Flam	CW75	600	Nida Flam	3x12.5	300	80.4	≥ 60	9.90
SL300CW75-400/Flam	CW75	400	Nida Flam	3x12.5	300	84.4	≥ 59	10.00
SL300CW75-300/Flam	CW75	300	Nida Flam	3x12.5	300	88.4	≥ 57	10.10
SL300CW75-H-600/Flam	2xCW75	600	Nida Flam	3x12.5	300	84	≥ 60	10.10
SL300CW75-H-400/Flam	2xCW75	400	Nida Flam	3x12.5	300	89.9	≥ 59	10.30
SL300CW75-H-300/Flam	2xCW75	300	Nida Flam	3x12.5	300	95.6	≥ 57	10.45
SL325CW75-600/Flam	CW75	600	Nida Flam	3x12.5	325	81.3	≥ 60	11.50
SL325CW75-400/Flam	CW75	400	Nida Flam	3x12.5	325	85.5	≥ 59	11.55
SL325CW75-300/Flam	CW75	300	Nida Flam	3x12.5	325	89.7	≥ 57	11.60
SL325CW75-H-600/Flam	2xCW75	600	Nida Flam	3x12.5	325	84.9	≥ 60	11.60
SL325CW75-H-400/Flam	2xCW75	400	Nida Flam	3x12.5	325	90.8	≥ 59	11.75
SL325CW75-H-300/Flam	2xCW75	300	Nida Flam	3x12.5	325	96.7	≥ 57	11.88
SL350CW75-600/Flam	CW75	600	Nida Flam	3x12.5	350	81.8	≥ 60	11.50
SL350CW75-400/Flam	CW75	400	Nida Flam	3x12.5	350	86.2	≥ 59	11.55
SL350CW75-300/Flam	CW75	300	Nida Flam	3x12.5	350	90.6	≥ 57	11.60
SL350CW75-H-600/Flam	2xCW75	600	Nida Flam	3x12.5	350	85.3	≥ 60	11.60
SL350CW75-H-400/Flam	2xCW75	400	Nida Flam	3x12.5	350	91.5	≥ 59	11.75
SL350CW75-H-300/Flam	2xCW75	300	Nida Flam	3x12.5	350	97.6	≥ 57	11.88
SL400CW75-H-600/Flam	2xCW75	600	Nida Flam	3x12.5	400	86.3	≥ 60	11.60
SL400CW75-H-400/Flam	2xCW75	400	Nida Flam	3x12.5	400	92.9	≥ 59	11.75
SL400CW75-H-300/Flam	2xCW75	300	Nida Flam	3x12.5	400	99.4	≥ 57	11.88
SL330CW100-600/Flam	CW100	600	Nida Flam	3x12.5	330	83.6	≥ 60	11.65
SL330CW100-400/Flam	CW100	400	Nida Flam	3x12.5	330	87.3	≥ 59	11.80
SL330CW100-300/Flam	CW100	300	Nida Flam	3x12.5	330	91.9	≥ 57	11.95
SL330CW100-H-600/Flam	2xCW100	600	Nida Flam	3x12.5	330	86.9	≥ 60	11.95
SL330CW100-H-400/Flam	2xCW100	400	Nida Flam	3x12.5	330	95.1	≥ 59	12.20
SL330CW100-H-300/Flam	2xCW100	300	Nida Flam	3x12.5	330	102.1	≥ 57	12.40
SL350CW100-600/Flam	CW100	600	Nida Flam	3x12.5	350	84.4	≥ 60	12.20
SL350CW100-400/Flam	CW100	400	Nida Flam	3x12.5	350	88.4	≥ 59	12.40
SL350CW100-300/Flam	CW100	300	Nida Flam	3x12.5	350	93.4	≥ 57	12.60
SL350CW100-H-600/Flam	2xCW100	600	Nida Flam	3x12.5	350	88.1	≥ 60	12.60
SL350CW100-H-400/Flam	2xCW100	400	Nida Flam	3x12.5	350	95.4	≥ 59	12.80
SL350CW100-H-300/Flam	2xCW100	300	Nida Flam	3x12.5	350	102.6	≥ 57	13.00
SL400CW100-H-600/Flam	2xCW100	600	Nida Flam	3x12.5	400	95.5	≥ 60	13.40
SL400CW100-H-400/Flam	2xCW100	400	Nida Flam	3x12.5	400	106.2	≥ 59	13.71
SL400CW100-H-300/Flam	2xCW100	300	Nida Flam	3x12.5	400	117	≥ 57	13.71
SL300CW75-600/Flam	CW75	600	Nida Flam	3x15	300	93.3	≥ 62	9.90
SL300CW75-400/Flam	CW75	400	Nida Flam	3x15	300	97.6	≥ 61	10.00
SL300CW75-300/Flam	CW75	300	Nida Flam	3x15	300	102	≥ 59	10.10
SL300CW75-H-600/Flam	2xCW75	600	Nida Flam	3x15	300	96.9	≥ 62	10.10
SL300CW75-H-400/Flam	2xCW75	400	Nida Flam	3x15	300	103.1	≥ 61	10.30
SL300CW75-H-300/Flam	2xCW75	300	Nida Flam	3x15	300	109.2	≥ 59	10.45
SL325CW75-600/Flam	CW75	600	Nida Flam	3x15	325	94.3	≥ 62	11.25
SL325CW75-400/Flam	CW75	400	Nida Flam	3x15	325	98.9	≥ 61	11.35
SL325CW75-300/Flam	CW75	300	Nida Flam	3x15	325	103.5	≥ 59	11.40
SL325CW75-H-600/Flam	2xCW75	600	Nida Flam	3x15	325	97.8	≥ 62	11.40
SL325CW75-H-400/Flam	2xCW75	400	Nida Flam	3x15	325	104.2	≥ 61	11.50
SL325CW75-H-300/Flam	2xCW75	300	Nida Flam	3x15	325	110.6	≥ 59	11.50
SL350CW75-600/Flam	CW75	600	Nida Flam	3x15	350	94.8	≥ 62	11.25
SL350CW75-400/Flam	CW75	400	Nida Flam	3x15	350	99.7	≥ 61	11.35
SL350CW75-300/Flam	CW75	300	Nida Flam	3x15	350	104.6	≥ 59	11.40
SL350CW75-H-600/Flam	2xCW75	600	Nida Flam	3x15	350	98.4	≥ 62	11.40
SL350CW75-H-400/Flam	2xCW75	400	Nida Flam	3x15	350	105	≥ 61	11.50
SL350CW75-H-300/Flam	2xCW75	300	Nida Flam	3x15	350	111.6	≥ 59	11.50



SYSTEMS CONFIGURATIONS AND PERFORMANCE (solutions continued from previous page)

SINIAT system code	Nida Metal profile		Type, number, and thickness of SINIAT boards on each side of the wall		Wall thickness ⁽¹⁾ [mm]	Weight ⁽²⁾ [kg/m ²]	Acoustic insulation ⁽²⁾	Maximum height [m]
	Profile type	Interax [mm]	Plasterboard type	Number of layers and thickness of boards			Rw [dB]	
SL400CW75-H-600/Flam	2xCW75	600	Nida Flam	3x15	400	99.5	≥ 62	11.40
SL400CW75-H-400/Flam	2xCW75	400	Nida Flam	3x15	400	106.7	≥ 61	11.50
SL400CW75-H-400/Flam	2xCW75	400	Nida Flam	3x15	400	113.8	≥ 59	11.50
SL330CW100-600/Flam	CW100	600	Nida Flam	3x15	330	96.6	≥ 62	11.65
SL330CW100-400/Flam	CW100	400	Nida Flam	3x15	330	100.7	≥ 61	11.80
SL330CW100-300/Flam	CW100	300	Nida Flam	3x15	330	105.7	≥ 59	11.95
SL330CW100-H-600/Flam	2xCW100	600	Nida Flam	3x15	330	99.9	≥ 62	11.95
SL330CW100-H-400/Flam	2xCW100	400	Nida Flam	3x15	330	108.5	≥ 61	12.20
SL330CW100-H-300/Flam	2xCW100	300	Nida Flam	3x15	330	116	≥ 59	12.40
SL350CW100-600/Flam	CW100	600	Nida Flam	3x15	350	97.4	≥ 62	12.20
SL350CW100-400/Flam	CW100	400	Nida Flam	3x15	350	101.9	≥ 61	12.40
SL350CW100-300/Flam	CW100	300	Nida Flam	3x15	350	107.4	≥ 59	12.60
SL350CW100-H-600/Flam	2xCW100	600	Nida Flam	3x15	350	101.1	≥ 62	12.60
SL350CW100-H-400/Flam	2xCW100	400	Nida Flam	3x15	350	108.9	≥ 61	12.80
SL350CW100-H-300/Flam	2xCW100	300	Nida Flam	3x15	350	116.6	≥ 59	13.00
SL400CW100-H-600/Flam	2xCW100	600	Nida Flam	3x15	400	109.8	≥ 62	13.40
SL400CW100-H-400/Flam	2xCW100	400	Nida Flam	3x15	400	121.7	≥ 61	13.69
SL400CW100-H-300/Flam	2xCW100	300	Nida Flam	3x15	400	133.6	≥ 59	13.69

CLASSIFICATION OF SINIAT BOARDS BASED ON THEIR FIELD OF USE

Use in the system ...	Siniat board								
	Expert+	Hydro+	Acoustic	Flam	Flam Extra	Hydroflam	Resistex	LaDura	Aquaboard
inside buildings in spaces without exposure to humidity ^(*)	*****	*****	*****	*****	*****	*****	*****	*****	*****
inside buildings in spaces with moderate exposure to humidity ^(*)	-	*****	-	-	-	*****	*****	*****	*****
inside buildings in spaces with high exposure to humidity ^(*)	-	-	-	-	-	-	-	*****	*****
inside buildings in spaces with excessive exposure to humidity ^(*)	-	-	-	-	-	-	-	-	*****
with fire resistance	***	***	***	****	*****	****	*****	****	****
with acoustic insulation performance	***	***	****	****	****	****	****	****	****
exposed to the exterior of the building in external environmental conditions (facade)	-	-	-	-	-	-	-	-	*****
with mechanical resistance	**	**	**	***	****	**	*****	*****	***
with burglary resistance ^(**)	*	*	*	*	*	*	*****	*	*

(*) Spaces without exposure to humidity are considered rooms with air humidity levels below 60%; moderate humidity: bathrooms and kitchens; high humidity: showers, changing rooms, laundries, industrial kitchens; excessive humidity: swimming pools, saunas, spa areas

(**) Siniat's anti-burglary systems are made with Resistex boards. Anti-burglary walls can be constructed using Resistex boards together with other Siniat boards, depending on performance requirements (RC2 class, acoustic insulation, fire resistance, etc.).

Notes

(1) The weight of the systems is calculated for the maximum height according to the table, and includes in the calculation the mineral wool (two rows), and finishing plaster for Q4 level

(2) The values of sound insulation indices are determined based on laboratory tests and extrapolated using dedicated calculation programs. The mineral wool considered in determining the values in the table has a thickness of 50 mm and a minimum density of 10 kg/m³.

- The board **Nida Flam** can be substituted with the following boards: **Nida Hydroflam**, **Nida Flam Extra**, **Resistex**, **LaDura**, **Aquaboard**. For spaces with humidity it can only be substituted by: **Nida Hydroflam**, **Resistex**, **LaDura**, **Aquaboard**.
- Alternatively to **Nida PROFESIONAL**, ready-made plaster can be used for joint treatment, such as **Nida MULTI TASK**.
- Alternatively to **Adera LISS** ready-made plaster can be used for finishing plasterboards (Q4 level), such as **Nida MULTI TASK**.

For the material consumption table, refer to the Material Consumption Sheet on page 131.

Access **the professional plasterboard system calculator Sinc** and generate the material consumption and associated costs according to the project specifications.

Fortunately, there is AquaBoard



*Plasterboard for architectural forms
exposed to extreme humidity*



RECOMMENDED
IN FIRE RESISTANT
SYSTEMS



EXTERIOR APPLICATIONS
SPACES EXPOSED TO HIGH
HUMIDITY, SEVERE and
EXTREME



Certified
system



Quick in-
stallation



Impact
resistance



Prevents
mold

Material consumption per m² - SL-type walls

Material consumption sheet for double-layered SL-wall

Product name	UM	Single stud (CW)			Doubled stud (CW-H)		
		600 mm	400 mm	300 mm	600 mm	400 mm	300 mm
Plasterboard (layer 1)	m ²	2.00					
Plasterboard (layer 2)	m ²	2.00					
Plasterboard for the strut connecting the CW studs	m ²	0.40	0.60	0.80	0.40	0.60	0.80
Mineral wool	m ²	2.00					
Nida Metal CW50/75/100 stud	m	3.50	5.20	6.90	7.00	10.40	13.70
Nida Metal UW50/75/100 lower track	H≤4 m	m					
	4<H≤6 m	m					
	6<H≤8 m	m					
	8<H≤12 m	m					
NIDA Metal UW50/75/100 upper track	H≤4 m	m					
	4<H≤6 m	m					
	6<H≤8 m	m					
	8<H≤12 m	m					
Nida Metal UW50 profile (for joining the studs CW50)	H≤4 m	m					
	4<H≤8 m	m					
Nida Metal UW75 profile (for joining the studs CW75)	H≤4 m	m					
	4<H≤8 m	m					
Nida Metal UW100 profile (for joining the studs CW100)	H≤4 m	m					
	4<H≤8 m	m					
Self-tapping screw 212xL1	pcs.	10.00	13.00	16.00	10.00	13.00	16.00
Self-tapping screw 212xL2	pcs.	22.00	29.00	36.00	22.00	29.00	36.00
Self-drilling screw 212xL1 for fixing the board runs to CW studs	pcs.	12.00	17.00	22.00	12.00	17.00	22.00
Self-drilling screw 4.2x13 Flat Head (for fixing the double studs)	pcs.	0.00	0.00	0.00	12.00	17.00	23.00
Self-drilling screw 4.2x13 Flat Head (for joining the studs)	pcs.	9.00	13.00	17.00	17.00	25.00	33.00
Metal dowel Siniat 6x40(*1) (for fixing bottom tracks and perimeter studs)	pcs.	2.00					
Mechanical fixing (* 1) of upper tracks	pcs.	1.00					
Single-sided sealing tape	m	2.00					
Joint tape (*2)	m	3.50					
Nida Profesional jointing plaster with average setting time	kg	1.20					
Nida Boardfix adhesive plaster	kg	0.10					
Optional: Adera Liss finishing plaster for Q4 finishing level	kg	1.00					
Self-adhesive staple for fixing mineral wool	pcs.	2.00					

Notes

When assessing the consumption of materials, the following aspects were taken into account:

- Mineral wool shall be disposed only for acoustic insulation and fire resistance reasons according to the Technical Agreement
- The length of the CW studs is considered 4.0 m
- The calculated surface area for material consumption is $L = 12 \text{ m} \times (H = 3 \dots 12 \text{ m})$
- The current material consumption does not cover the upper fixing (such as board battens, lateral claddings, etc.), which will be evaluated separately.
- The consumption for UW profiles used in joining CW studs is calculated for $H = 5 \text{ m}$ and $L = 6 \text{ m}$, respectively $H = 9 \text{ m}$ and $L = 12 \text{ m}$
- In cases mandated by the Fire Technical Approval, special-sized UW top track profiles will be used
- When choosing the mechanical fixing of the perimeter profiles (UW horizontal profiles and CW vertical profiles), the nature and structure of the support layer (reinforced concrete elements, metal profiles, corrugated sheet roofing systems or sandwich panel, etc.) will also be taken into account
- The layers of plasterboard are numbered starting from the Nida Metal CW/UW profiles towards the exterior as follows: Layer 1 (the first layer fixed on the CW profiles), Layer 2 (the last layer installed).
- Length of self-tapping screws 212, noted L1 and L2 will be chosen depending on the thickness of the boards (L1: minimum 25 mm for 12.5 mm thick boards and minimum 35 mm for 15 mm thick boards; L2: minimum 35 mm for 2x12.5 mm thick boards and 45 mm for 2x15 mm thick boards; where $L1 < L2$)
- The consumption of plasterboard per board run varies depending on the wall width
- In order to achieve quickness and ease of execution, the treatment of joints can be done with the ready-made Nida MULTI TASK plaster. For more information, please consult the technical datasheet for the Nida Multi Task, available at www.siniat.ro
- Alternatively to ADERA LISS, ready-made plaster products can be used: Nida READYMIX PROFESIONAL, Nida EXCELLENCE, Nida MULTI TASK
- In the case of Aquaboard systems (special system solutions located in spaces with extreme humidity: swimming pools, saunas) only the ready-made Nida PREGYWAB READYMIX plaster product shall be used on a mandatory basis for the joining and finishing of the boards.
- The consumption estimate for Nida Boardfix is considered for filling joints smaller than 10 mm between plasterboards and perimeter elements (e.g., with concrete at the bottom). Other uses: fixing window sills to masonry, repairs to plasterboard systems. It is not used for filling expansion joints provided for structural reasons or due to fire resistance requirements.
- For calculating the material consumption from the presented sheet, a straight wall surface without any features such as intersections with other elements (columns, beams), wall corner areas, openings (door openings), structural joints, sliding joints at the top or sides, penetrations or passages for installations, and similar elements has been considered.

Material consumption sheet for triple-layered SL-wall

Product name		UM	Single stud (CW)			Doubled stud (CW-H)		
			600 mm	400 mm	300 mm	600 mm	400 mm	300 mm
Plasterboard (layer 1)		m ²	2.00					
Plasterboard (layer 2)		m ²	2.00					
Plasterboard (layer 3)		m ²	2.00					
Plasterboard for the strut connecting the CW studs		m ²	0.40	0.60	0.80	0.40	0.60	0.80
Mineral wool		m ²	2.00					
Nida Metal CW50/75/100 stud		m	3.50	5.20	6.90	7.00	10.40	13.70
Nida Metal UW50/75/100 lower track	H ≤ 4 m	m	0.65					
	4 < H ≤ 6 m	m	0.40					
	6 < H ≤ 8 m	m	0.30					
	8 < H ≤ 12 m	m	0.20					
NIDA Metal UW50/75/100 upper track	H ≤ 4 m	m	0.65					
	4 < H ≤ 6 m	m	0.40					
	6 < H ≤ 8 m	m	0.30					
	8 < H ≤ 12 m	m	0.20					
Nida Metal UW50 profile (for joining the studs CW50)	H ≤ 4 m	m	0.00	0.00	0.00	0.00	0.00	0.00
	4 < H ≤ 8 m	m	0.75	1.10	1.40	1.45	2.15	2.80
Nida Metal UW75 profile (for joining the studs CW75)	H ≤ 4 m	m	0.00	0.00	0.00	0.00	0.00	0.00
	4 < H ≤ 8 m	m	1.10	1.60	2.10	2.15	3.20	4.20
	8 < H ≤ 12 m	m	1.25	1.85	2.40	2.50	3.65	4.85
Nida Metal UW100 profile (for joining the studs CW100)	H ≤ 4 m	m	0.00	0.00	0.00	0.00	0.00	0.00
	4 < H ≤ 8 m	m	1.45	2.15	2.75	2.90	4.15	5.50
	8 < H ≤ 12 m	m	1.65	2.45	3.25	3.30	4.90	6.45
Self-tapping screw 212xL1		pcs.	10.00	13.00	16.00	10.00	13.00	16.00
Self-tapping screw 212xL2		pcs.	10.00	13.00	16.00	10.00	13.00	16.00
Self-tapping screw 212xL3		pcs.	22.00	29.00	36.00	22.00	29.00	36.00
Self-drilling screw 212xL1 for fixing the board runs to CW studs		pcs.	12.00	17.00	22.00	12.00	17.00	22.00
Self-drilling screw 4.2x13 Flat Head (for fixing the double studs)		pcs.	0.00	0.00	0.00	12.00	17.00	23.00
Self-drilling screw 4.2x13 Flat Head (for joining the studs)		pcs.	9.00	13.00	17.00	17.00	25.00	33.00
Metal dowel Siniat 6x40(*1) (for fixing bottom tracks and perimeter studs)		pcs.	2.00					
Mechanical fixing (*1) of upper tracks		pcs.	1.00					
Monoadhesive sealing tape		m	2.00					
Joint tape (*2)		m	3.50					
Nida Profesional jointing plaster with average setting time		kg	1.80					
Nida Boardfix adhesive plaster		kg	0.10					
Optional: Adera Liss finishing plaster for Q4 finishing level		kg	1.00					
Self-adhesive staple for fixing mineral wool		pcs.	2.00					

Notes

When assessing the consumption of materials, the following aspects were taken into account:

- Mineral wool shall be disposed only for acoustic insulation and fire resistance reasons according to the Technical Agreement
- The length of the CW studs is considered 4.0 m
- The calculated surface area for material consumption is $L = 12 \text{ m} \times (H = 3 \dots 12 \text{ m})$
- The current material consumption does not cover the upper fixing (such as board battens, lateral claddings, etc.), which will be evaluated separately.
- The consumption for UW profiles used in joining CW studs is calculated for $H = 5 \text{ m}$ and $L = 6 \text{ m}$, respectively $H = 9 \text{ m}$ and $L = 12 \text{ m}$
- In cases mandated by the Fire Technical Approval, special-sized UW top track profiles will be used
- When choosing the mechanical fixing of the perimeter profiles (UW horizontal profiles and CW vertical profiles), the nature and structure of the support layer (reinforced concrete elements, metal profiles, corrugated sheet roofing systems or sandwich panel, etc.) will also be taken into account.
- The layers of plasterboard are numbered starting from the Nida Metal CW/UW profiles towards the exterior as follows: Layer 1 (the first layer fixed on the CW profiles), Layer 2 (the second layer installed), and Layer 3 (the last layer of plasterboard installed).
- The length of self-drilling screws 212, denoted as L1 and L2, will be chosen based on the thickness of the boards (L1: minimum 25 mm for 12.5 mm thick boards and minimum 35 mm for 15 mm thick boards; L2: minimum 35 mm for 2 layers of 12.5 mm thick boards and minimum 45 mm for 2 layers of 15 mm thick boards; L3: minimum 55 mm for 3 layers of 12.5 mm thick boards and minimum 55 mm for 3 layers of 15 mm thick boards where $L1 < L2 < L3$)
- The consumption of plasterboard per board run varies depending on the wall width.
- In order to achieve quickness and ease of execution, the treatment of joints can be done with the ready-made Nida MULTI TASK plaster. For more information, please consult the technical datasheet for the Nida Multi Task, available at www.siniat.ro
- Alternatively to ADERA LISS, ready-made plaster products can be used: Nida READYMIX PROFESIONAL, Nida EXCELLENCE, Nida MULTI TASK
- In the case of Aquaboard systems (special system solutions located in spaces with extreme humidity: swimming pools, saunas) only the ready-made Nida PREGYWAB READYMIX plaster product shall be used on a mandatory basis for the joining and finishing of the boards.
- The consumption estimate for Nida Boardfix is considered for filling joints smaller than 10 mm between plasterboards and perimeter elements (e.g., with concrete at the bottom). Other uses: fixing window sills to masonry, repairs to plasterboard systems. It is not used for filling expansion joints provided for structural reasons or due to fire resistance requirements.
- For calculating the material consumption from the presented sheet, a straight wall surface without any features such as intersections with other elements (columns, beams), wall corner areas, openings (door openings), structural joints, sliding joints at the top or sides, penetrations or passages for installations, and similar elements has been considered.





PARTITION WALLS MADE OF SINIAT PLASTERBOARD SL TYPE FOR INSTALLATIONS

Double-layered linked partition wall EI60	134
Double-layered partition wall EI90	136
Double-layered linked partition wall EI120	138
Triple-layered linked partition wall EI180	140
Consumption sheet for double-layered SL installation wall	142
Consumption sheet for triple-layered SL installation wall	143



Partition wall EI60 - DOUBLE-LAYERED



Fire resistance

30	45	60
----	----	----



Acoustic insulation
Rw = 56 dB



Maximum height
6.50 m



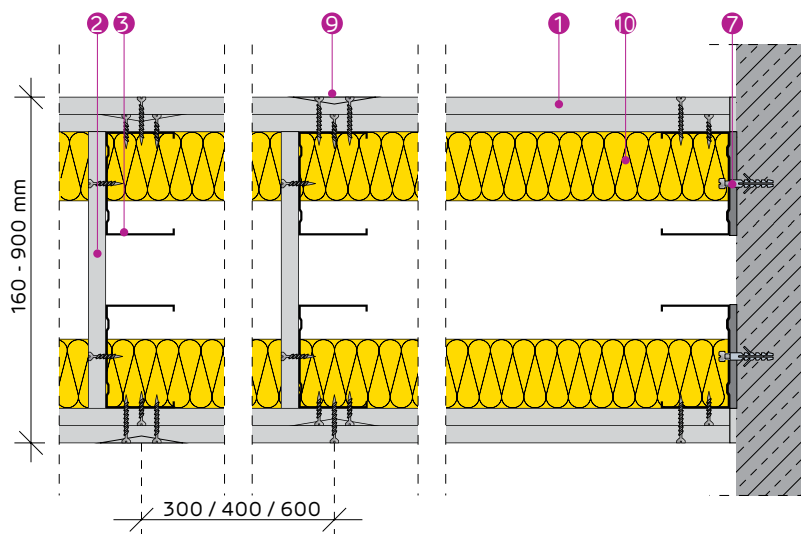
Technical Approval



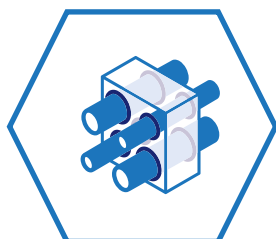
The system can be installed with single studs as well.



The system can be installed with doubled studs as well.



PROMAT'S APPROVED SOLUTIONS FOR PENETRATIONS THROUGH FIRE-RESISTANT WALLS



- 1 PLASTERBOARD 2X NIDA EXPERT PLUS 12.5
- 2 30 CM WIDE BOARD RUN OF NIDA EXPERT PLUS
- 3 NIDA METAL UW TRACK PROFILE
- 4 NIDA METAL CW STUD PROFILE
- 5 SELF-TAPPING SCREW 212XL1
- 6 SELF-TAPPING SCREW 212XL2
- 7 MECHANICAL FIXING
- 8 SINGLE-SIDED SEALING TAPE
- 9 JOINTING TAPE & NIDA PROFESSIONAL JOINTING PLASTER
- 10 MINERAL WOOL (OPTIONAL)
- 11 ADERA LISS FINISHING PLASTER (Q4 LEVEL)



selector.promat.com

SYSTEM CONFIGURATIONS AND PERFORMANCES

SINIAT system code	Nida Metal profile		Type, number, and thickness of SINIAT boards on each side of the wall		Wall thickness [mm]	Weight [kg/m ²]	Acoustic insulation ⁽²⁾ Rw [dB] Mineral wool 50 mm 10 kg/m ³	Maximum height [m]
	Profile type	Interax [mm]	Plasterboard type	Number of layers and thickness of boards				
SL150CW50-600/Expert Plus	CW50	600	Nida Expert Plus	2x12.5	≥ 150	39.5	≥ 54	4.50
SL150CW50-400/Expert Plus	CW50	400	Nida Expert Plus	2x12.5	≥ 150	40.3	≥ 53	4.75
SL150CW50-300/Expert Plus	CW50	300	Nida Expert Plus	2x12.5	≥ 150	41.9	≥ 52	4.99
SL150CW50-H-600/Expert Plus	2xCW50	600	Nida Expert Plus	2x12.5	≥ 150	41.7	≥ 54	4.75
SL150CW50-H-400/Expert Plus	2xCW50	400	Nida Expert Plus	2x12.5	≥ 150	44.7	≥ 53	5.00
SL150CW50-H-300/Expert Plus	2xCW50	300	Nida Expert Plus	2x12.5	≥ 150	47.5	≥ 52	5.25
SL200CW75-600/Expert Plus	CW75	600	Nida Expert Plus	2x12.5	≥ 200	40.8	≥ 55	6.00
SL200CW75-400/Expert Plus	CW75	400	Nida Expert Plus	2x12.5	≥ 200	42	≥ 54	6.25
SL200CW75-300/Expert Plus	CW75	300	Nida Expert Plus	2x12.5	≥ 200	43.9	≥ 53	6.50
SL200CW75-H-600/Expert Plus	2xCW75	600	Nida Expert Plus	2x12.5	≥ 200	43.5	≥ 55	6.50
SL200CW75-H-400/Expert Plus	2xCW75	400	Nida Expert Plus	2x12.5	≥ 200	47.2	≥ 54	6.50
SL200CW75-H-300/Expert Plus	2xCW75	300	Nida Expert Plus	2x12.5	≥ 200	50.8	≥ 53	6.50
SL250CW100-600/Expert Plus	CW100	600	Nida Expert Plus	2x12.5	≥ 250	42.3	≥ 56	6.50
SL250CW100-400/Expert Plus	CW100	400	Nida Expert Plus	2x12.5	≥ 250	44	≥ 54	6.50
SL250CW100-300/Expert Plus	CW100	300	Nida Expert Plus	2x12.5	≥ 250	46.4	≥ 53	6.50
SL250CW100-H-600/Expert Plus	2xCW100	600	Nida Expert Plus	2x12.5	≥ 250	45.9	≥ 56	6.50
SL250CW100-H-400/Expert Plus	2xCW100	400	Nida Expert Plus	2x12.5	≥ 250	50.3	≥ 54	6.50
SL250CW100-H-300/Expert Plus	2xCW100	300	Nida Expert Plus	2x12.5	≥ 250	54.7	≥ 53	6.50

CLASSIFICATION OF SINIAT BOARDS BASED ON THEIR FIELD OF USE

Use in the system ...	Siniat board								
	Expert+	Hydro+	Acoustic	Flam	Flam Extra	Hydroflam	Resistex	LaDura	Aquaboard
inside buildings in spaces without exposure to humidity ^(*)	****	****	****	****	****	****	****	****	****
inside buildings in spaces with moderate exposure to humidity ^(*)	-	****	-	-	-	****	****	****	****
inside buildings in spaces with high exposure to humidity ^(*)	-	-	-	-	-	-	-	****	****
inside buildings in spaces with excessive exposure to humidity ^(*)	-	-	-	-	-	-	-	-	****
with fire resistance	***	***	***	****	****	****	****	****	****
with acoustic insulation performance	***	***	****	****	****	****	****	****	****
exposed to the exterior of the building in external environmental conditions (facade)	-	-	-	-	-	-	-	-	****
with mechanical resistance	**	**	**	***	****	***	****	****	***
with burglary resistance ^(**)	*	*	*	*	*	*	****	*	*

(*) Spaces without exposure to humidity are considered rooms with air humidity levels below 60%; moderate humidity: bathrooms and kitchens; high humidity: showers, changing rooms, laundries, industrial kitchens; excessive humidity: swimming pools, saunas, spa areas

(**) Siniat's anti-burglary systems are made with Resistex boards. Anti-burglary walls can be constructed using Resistex boards together with other Siniat boards, depending on performance requirements (RC2 class, acoustic insulation, fire resistance, etc.).

Notes

(1) The weight of the systems is calculated for the maximum height according to the table, and includes in the calculation the mineral wool (two rows), and finishing plaster for Q4 level

(2) The values of sound insulation indices are determined based on laboratory tests and extrapolated using dedicated calculation programs. The mineral wool considered in determining the values in the table has a thickness of 50 mm and a minimum density of 10 kg/m³.

● The board **Nida Expert Plus** can be substituted with the following boards: **Nida Hydro Plus, Nida Acoustic, Nida Flam, Nida Hydroflam, Nida Flam Extra, Resistex, LaDura, Aquaboard**. For spaces with humidity, **Nida Expert Plus** can only be substituted with: **Nida Hydro Plus, Nida Hydroflam, Resistex, LaDura, Aquaboard**.

● Alternatively to **Nida PROFESIONAL**, ready-made plaster can be used for joint treatment, such as **Nida MULTI TASK**.

● Alternatively to **Adera LISS** ready-made plaster can be used for finishing plasterboards (Q4 level), such as **Nida MULTI TASK**.

For the material consumption table, refer to the Material Consumption Sheet on page 142.

Access **the professional plasterboard system calculator Sinc** and generate the material consumption and associated costs according to the project specifications.



Partition wall EI90 - DOUBLE-LAYERED



Fire resistance

30	45	60	90
----	----	----	----



Acoustic insulation
Rw = 57 dB



Maximum height
6.50 m



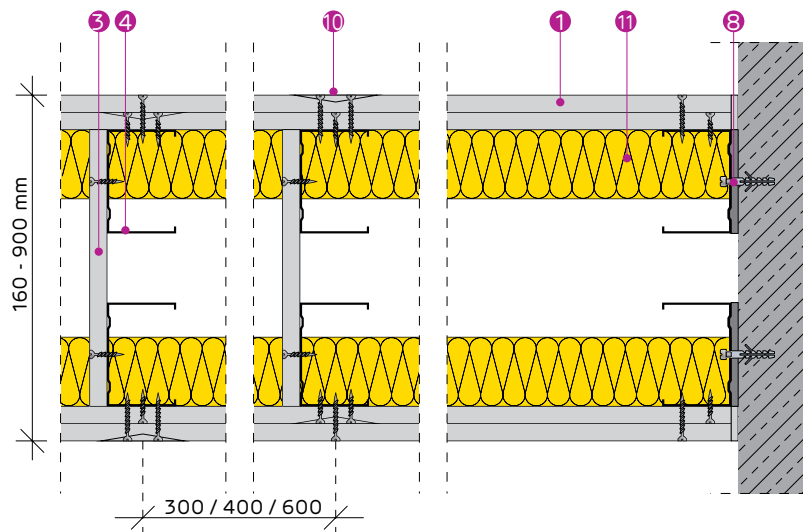
Technical Approval



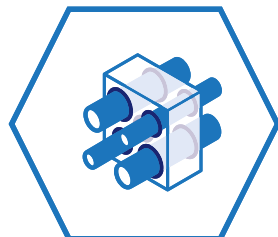
The system can be installed with single studs as well.



The system can be installed with doubled studs as well.



PROMAT'S APPROVED SOLUTIONS FOR PENETRATIONS THROUGH FIRE-RESISTANT WALLS



- 1 PLASTERBOARD NIDA EXPERT PLUS 12.5
- 2 PLASTERBOARD NIDA FLAM 12.5
- 3 30 CM WIDE BOARD RUN OF NIDA FLAM BOARD
- 4 NIDA METAL UW TRACK PROFILE
- 5 NIDA METAL CW STUD PROFILE
- 6 SELF-TAPPING SCREW 212XL1
- 7 SELF-TAPPING SCREW 212XL2
- 8 MECHANICAL FIXING
- 9 SINGLE-SIDED SEALING TAPE
- 10 JOINTING TAPE & NIDA PROFESSIONAL JOINTING PLASTER
- 11 MINERAL WOOL (OPTIONAL)
- 12 ADERA LISS FINISHING PLASTER (Q4 LEVEL)



selector.promat.com

SYSTEM CONFIGURATIONS AND PERFORMANCES

SINIAT system code	Nida Metal profile		Type, number, and thickness of SINIAT boards on each side of the wall		Wall thickness [mm]	Weight [kg/m ²]	Acoustic insulation ⁽²⁾	Maximum height [m]
	Profile type	Interax [mm]	Plasterboard type	Number of layers and thickness of boards			Mineral wool 50 mm 10 kg/m ³	
SL150CW50-600/Expert Plus+Flam	CW50	600	Nida Expert Plus + Nida Flam	12.5 + 12.5	≥ 150	46	≥ 55	4.50
SL150CW50-400/Expert Plus+Flam	CW50	400	Nida Expert Plus + Nida Flam	12.5 + 12.5	≥ 150	46.9	≥ 54	4.75
SL150CW50-300/Expert Plus+Flam	CW50	300	Nida Expert Plus + Nida Flam	12.5 + 12.5	≥ 150	48.5	≥ 53	4.99
SL150CW50-H-600/Expert Plus+Flam	2xCW50	600	Nida Expert Plus + Nida Flam	12.5 + 12.5	≥ 150	48.2	≥ 56	4.75
SL150CW50-H-400/Expert Plus+Flam	2xCW50	400	Nida Expert Plus + Nida Flam	12.5 + 12.5	≥ 150	51.2	≥ 54	5.00
SL150CW50-H-300/Expert Plus+Flam	2xCW50	300	Nida Expert Plus + Nida Flam	12.5 + 12.5	≥ 150	54.2	≥ 53	5.25
SL200CW75-600/Expert Plus+Flam	CW75	600	Nida Expert Plus + Nida Flam	12.5 + 12.5	≥ 200	47.4	≥ 56	6.00
SL200CW75-400/Expert Plus+Flam	CW75	400	Nida Expert Plus + Nida Flam	12.5 + 12.5	≥ 200	48.7	≥ 55	6.25
SL200CW75-300/Expert Plus+Flam	CW75	300	Nida Expert Plus + Nida Flam	12.5 + 12.5	≥ 200	50.7	≥ 54	6.50
SL200CW75-H-600/Expert Plus+Flam	2xCW75	600	Nida Expert Plus + Nida Flam	12.5 + 12.5	≥ 200	50.1	≥ 56	6.50
SL200CW75-H-400/Expert Plus+Flam	2xCW75	400	Nida Expert Plus + Nida Flam	12.5 + 12.5	≥ 200	53.9	≥ 55	6.50
SL200CW75-H-300/Expert Plus+Flam	2xCW75	300	Nida Expert Plus + Nida Flam	12.5 + 12.5	≥ 200	57.6	≥ 54	6.50
SL250CW100-600/Expert Plus+Flam	CW100	600	Nida Expert Plus + Nida Flam	12.5 + 12.5	≥ 250	49	≥ 57	6.50
SL250CW100-400/Expert Plus+Flam	CW100	400	Nida Expert Plus + Nida Flam	12.5 + 12.5	≥ 250	50.8	≥ 55	6.50
SL250CW100-300/Expert Plus+Flam	CW100	300	Nida Expert Plus + Nida Flam	12.5 + 12.5	≥ 250	53.3	≥ 54	6.50
SL250CW100-H-600/Expert Plus+Flam	2xCW100	600	Nida Expert Plus + Nida Flam	12.5 + 12.5	≥ 250	52.5	≥ 57	6.50
SL250CW100-H-400/Expert Plus+Flam	2xCW100	400	Nida Expert Plus + Nida Flam	12.5 + 12.5	≥ 250	57.1	≥ 55	6.50
SL250CW100-H-300/Expert Plus+Flam	2xCW100	300	Nida Expert Plus + Nida Flam	12.5 + 12.5	≥ 250	61.6	≥ 54	6.50

CLASSIFICATION OF SINIAT BOARDS BASED ON THEIR FIELD OF USE

Use in the system ...	Siniat board								
	Expert+	Hydro+	Acoustic	Flam	Flam Extra	Hydroflam	Resistex	LaDura	Aquaboard
inside buildings in spaces without exposure to humidity ^(*)	****	****	****	****	****	****	****	****	****
inside buildings in spaces with moderate exposure to humidity ^(*)	-	****	-	-	-	****	****	****	****
inside buildings in spaces with high exposure to humidity ^(*)	-	-	-	-	-	-	-	****	****
inside buildings in spaces with excessive exposure to humidity ^(*)	-	-	-	-	-	-	-	-	****
with fire resistance	***	***	***	****	****	****	****	****	****
with acoustic insulation performance	***	***	****	****	****	****	****	****	****
exposed to the exterior of the building in external environmental conditions (facade)	-	-	-	-	-	-	-	-	****
with mechanical resistance	**	**	**	***	****	***	****	****	***
with burglary resistance ^(**)	*	*	*	*	*	*	****	*	*

(*) Spaces without exposure to humidity are considered rooms with air humidity levels below 60%; moderate humidity: bathrooms and kitchens; high humidity: showers, changing rooms, laundries, industrial kitchens; excessive humidity: swimming pools, saunas, spa areas

(**) Siniat's anti-burglary systems are made with Resistex boards. Anti-burglary walls can be constructed using Resistex boards together with other Siniat boards, depending on performance requirements (RC2 class, acoustic insulation, fire resistance, etc.).

Notes

(1) The weight of the systems is calculated for the maximum height according to the table, and includes in the calculation the mineral wool (two rows), and finishing plaster for Q4 level

(2) The values of sound insulation indices are determined based on laboratory tests and extrapolated using dedicated calculation programs. The mineral wool considered in determining the values in the table has a thickness of 50 mm and a minimum density of 10 kg/m³.

● The board **Nida Expert Plus** can be substituted with the following boards: **Nida Hydro Plus, Nida Acoustic, Nida Flam, Nida Hydroflam, Nida Flam Extra, Resistex, LaDura, Aquaboard**. For spaces with humidity, **Nida Expert Plus** can only be substituted with: **Nida Hydro Plus, Nida Hydroflam, Resistex, LaDura, Aquaboard**.

● The board **Nida Flam** can be substituted with the following boards: **Nida Hydroflam, Nida Flam Extra, Resistex, LaDura, Aquaboard**. For spaces with humidity, it can only be substituted with: **Nida Hydroflam, Resistex, LaDura, Aquaboard**.

● Alternatively to **Nida PROFESIONAL**, ready-made plaster can be used for joint treatment, such as **Nida MULTI TASK**.

● Alternatively to **Adera LISS** ready-made plaster can be used for finishing plasterboards (Q4 level), such as **Nida MULTI TASK**.

For the material consumption table, refer to the Material Consumption Sheet on page 142.

Access the professional plasterboard system calculator **Sinc** and generate the material consumption and associated costs according to the project specifications.



Partition wall EI120 - DOUBLE-LAYERED



Fire resistance

30	45	60	90	120
----	----	----	----	-----



Acoustic insulation
Rw = 58 dB



Maximum height
6.50 m



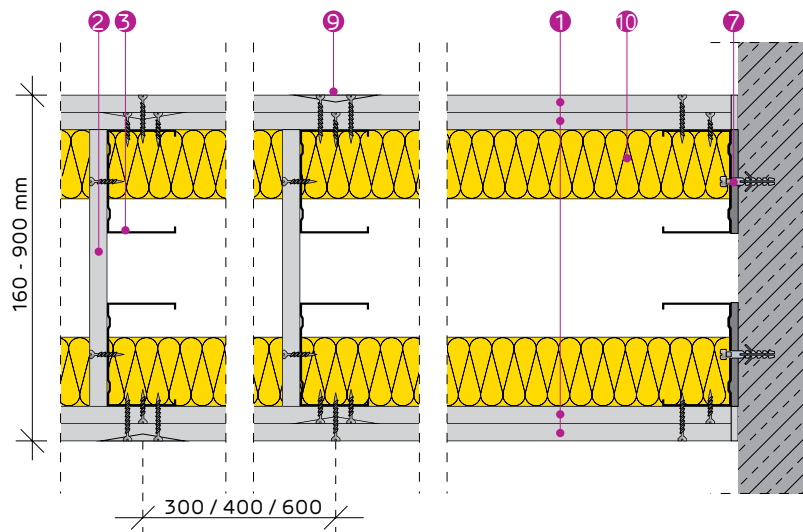
Technical Approval



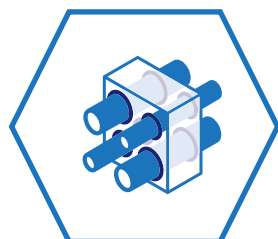
The system can be installed with single studs as well.



The system can be installed with doubled studs as well.



PROMAT'S APPROVED SOLUTIONS FOR PENETRATIONS THROUGH FIRE-RESISTANT WALLS



- 1 PLASTERBOARD 2X NIDA FLAM 12.5
- 2 CONTINUOUS BOARD RUN NIDA FLAM
- 3 NIDA METAL UW TRACK PROFILE
- 4 NIDA METAL CW STUD PROFILE
- 5 SELF-TAPPING SCREW 212XL1
- 6 SELF-TAPPING SCREW 212XL2
- 7 MECHANICAL FIXING
- 8 SINGLE-SIDED SEALING TAPE
- 9 JOINTING TAPE & NIDA PROFESSIONAL JOINTING PLASTER
- 10 MINERAL WOOL (OPTIONAL)
- 11 ADERA LISS FINISHING PLASTER (Q4 LEVEL)



selector.promat.com

SYSTEM CONFIGURATIONS AND PERFORMANCES

SINIAT system code	Nida Metal profile		Type, number, and thickness of SINIAT boards on each side of the wall		Wall thickness [mm]	Weight [kg/m ²]	Acoustic insulation ⁽²⁾ Rw [dB] Mineral wool 50 mm 10 kg/m ³	Maximum height [m]
	Profile type	Interax [mm]	Plasterboard type	Number of layers and thickness of boards				
SL150CW50-600/Flam	CW50	600	Nida Flam	2x12.5	≥ 150	52.4	≥ 56	4.50
SL150CW50-400/Flam	CW50	400	Nida Flam	2x12.5	≥ 150	53.3	≥ 55	4.75
SL150CW50-300/Flam	CW50	300	Nida Flam	2x12.5	≥ 150	54.9	≥ 54	4.99
SL150CW50-H-600/Flam	2xCW50	600	Nida Flam	2x12.5	≥ 150	54.6	≥ 57	4.75
SL150CW50-H-400/Flam	2xCW50	400	Nida Flam	2x12.5	≥ 150	57.7	≥ 55	5.00
SL150CW50-H-300/Flam	2xCW50	300	Nida Flam	2x12.5	≥ 150	60.6	≥ 54	5.25
SL200CW75-600/Flam	CW75	600	Nida Flam	2x12.5	≥ 200	53.8	≥ 57	6.00
SL200CW75-400/Flam	CW75	400	Nida Flam	2x12.5	≥ 200	55	≥ 55	6.25
SL200CW75-300/Flam	CW75	300	Nida Flam	2x12.5	≥ 200	57.1	≥ 54	6.50
SL200CW75-H-600/Flam	2xCW75	600	Nida Flam	2x12.5	≥ 200	56.5	≥ 57	6.50
SL200CW75-H-400/Flam	2xCW75	400	Nida Flam	2x12.5	≥ 200	60.3	≥ 55	6.50
SL200CW75-H-300/Flam	2xCW75	300	Nida Flam	2x12.5	≥ 200	64	≥ 54	6.50
SL250CW100-600/Flam	CW100	600	Nida Flam	2x12.5	≥ 250	55.4	≥ 57	6.50
SL250CW100-400/Flam	CW100	400	Nida Flam	2x12.5	≥ 250	57.2	≥ 55	6.50
SL250CW100-300/Flam	CW100	300	Nida Flam	2x12.5	≥ 250	59.7	≥ 54	6.50
SL250CW100-H-600/Flam	2xCW100	600	Nida Flam	2x12.5	≥ 250	58.9	≥ 57	6.50
SL250CW100-H-400/Flam	2xCW100	400	Nida Flam	2x12.5	≥ 250	63.5	≥ 55	6.50
SL250CW100-H-300/Flam	2xCW100	300	Nida Flam	2x12.5	≥ 250	68	≥ 54	6.50

CLASSIFICATION OF SINIAT BOARDS BASED ON THEIR FIELD OF USE

Use in the system ...	Siniat board								
	Expert+	Hydro+	Acoustic	Flam	Flam Extra	Hydroflam	Resistex	LaDura	Aquaboard
inside buildings in spaces without exposure to humidity ^(*)	****	****	****	****	****	****	****	****	****
inside buildings in spaces with moderate exposure to humidity ^(*)	-	****	-	-	-	****	****	****	****
inside buildings in spaces with high exposure to humidity ^(*)	-	-	-	-	-	-	-	****	****
inside buildings in spaces with excessive exposure to humidity ^(*)	-	-	-	-	-	-	-	-	****
with fire resistance	***	***	***	****	****	****	****	****	****
with acoustic insulation performance	***	***	****	****	****	****	****	****	****
exposed to the exterior of the building in external environmental conditions (facade)	-	-	-	-	-	-	-	-	****
with mechanical resistance	**	**	**	***	****	***	****	****	***
with burglary resistance ^(**)	*	*	*	*	*	*	****	*	*

(*) Spaces without exposure to humidity are considered rooms with air humidity levels below 60%; moderate humidity: bathrooms and kitchens; high humidity: showers, changing rooms, laundries, industrial kitchens; excessive humidity: swimming pools, saunas, spa areas

(**) Siniat's anti-burglary systems are made with Resistex boards. Anti-burglary walls can be constructed using Resistex boards together with other Siniat boards, depending on performance requirements (RC2 class, acoustic insulation, fire resistance, etc.).

Notes

(1) The weight of the systems is calculated for the maximum height according to the table, and includes in the calculation the mineral wool (two rows), and finishing plaster for Q4 level

(2) The values of sound insulation indices are determined based on laboratory tests and extrapolated using dedicated calculation programs. The mineral wool considered in determining the values in the table has a thickness of 50 mm and a minimum density of 10 kg/m³.

- The board **Nida Flam** can be substituted with the following boards: **Nida Hydroflam**, **Nida Flam Extra**, **Resistex**, **LaDura**, **Aquaboard**.
- For spaces with humidity, it can only be substituted with: **Nida Hydroflam**, **Resistex**, **LaDura**, **Aquaboard**.
- Alternatively to **Nida PROFESIONAL**, ready-made plaster can be used for joint treatment, such as **Nida MULTI TASK**.
- Alternatively to **Adera LISS** ready-made plaster can be used for finishing plasterboards (Q4 level), such as **Nida MULTI TASK**.

For the material consumption table, refer to the Material Consumption Sheet on page 142.

Access **the professional plasterboard system calculator Sinc** and generate the material consumption and associated costs according to the project specifications.



Partition wall EI180 - TRIPLE-LAYERED



Fire resistance

30	45	60	90	120	180
----	----	----	----	-----	-----



Acoustic insulation
Rw = 60 dB



Maximum height
6.50 m



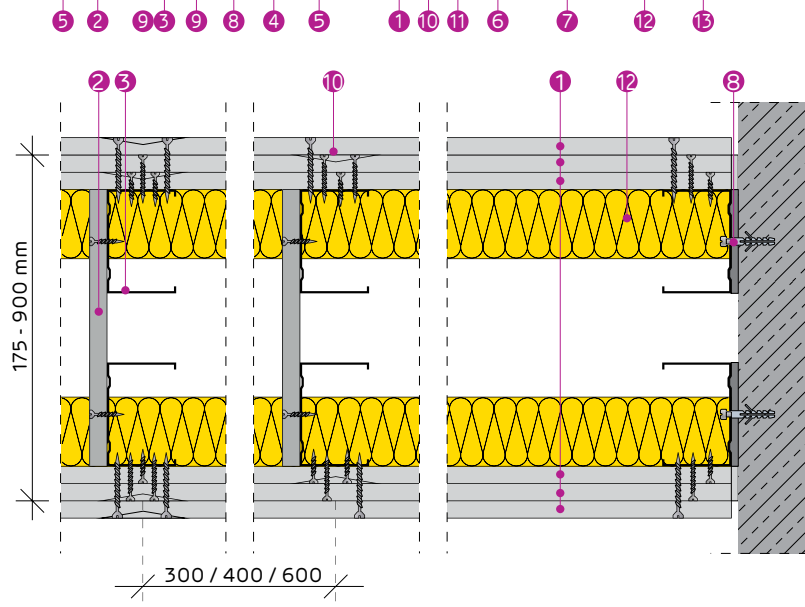
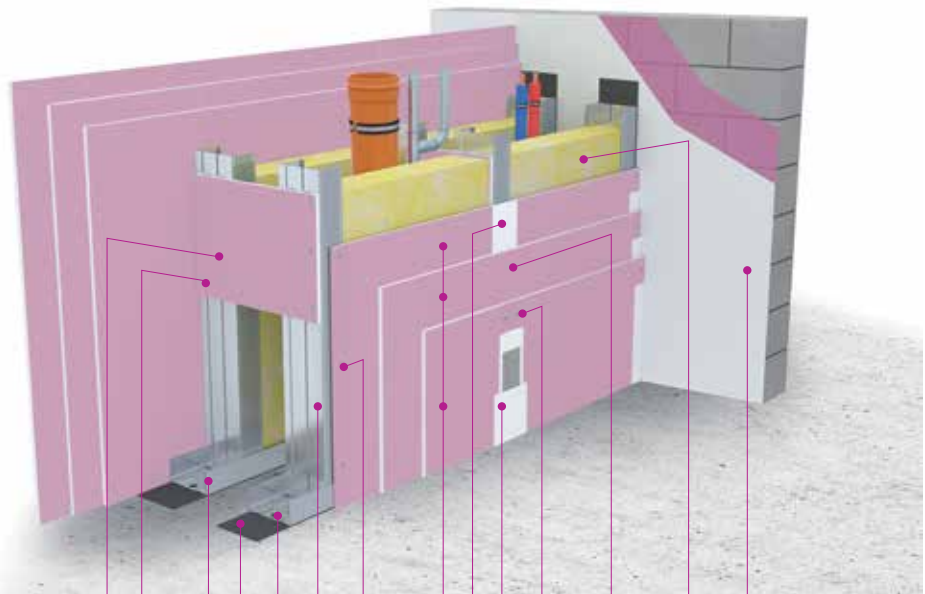
Technical Approval



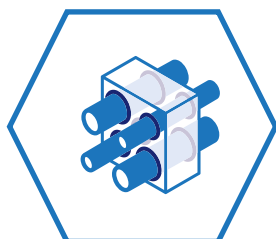
The system can be installed with single studs as well.



The system can be installed with doubled studs as well.



PROMAT'S APPROVED SOLUTIONS FOR PENETRATIONS THROUGH FIRE-RESISTANT WALLS



- 1 PLASTERBOARD 3X NIDA FLAM 12.5
- 2 CONTINUOUS BOARD RUN NIDA FLAM
- 3 NIDA METAL UW TRACK PROFILE
- 4 NIDA METAL CW STUD PROFILE
- 5 SELF-TAPPING SCREW 212XL1
- 6 SELF-TAPPING SCREW 212XL2
- 7 SELF-TAPPING SCREW 212XL3
- 8 MECHANICAL FIXING
- 9 SINGLE-SIDED SEALING TAPE
- 10 NIDA PROFESIONAL JOINTING PLASTER
- 11 JOINTING TAPE & NIDA PROFESIONAL JOINTING PLASTER
- 12 MINERAL WOOL MIN. 50 MM AND 42 KG/M³, ACCORDING TO TECHNICAL APPROVAL 017-03/489-2023
- 13 ADERA LISS FINISHING PLASTER (Q4 LEVEL)



selector.promat.com

SYSTEM CONFIGURATIONS AND PERFORMANCES

SINIAT system code	Nida Metal profile		Type, number, and thickness of SINIAT boards on each side of the wall		Wall thickness [mm]	Weight [kg/m ²]	Acoustic insulation ⁽²⁾ Rw [dB] Mineral wool 50 mm 42 kg/m ³	Maximum height [m]
	Profile type	Interax [mm]	Plasterboard type	Number of layers and thickness of boards				
SL175CW50-600/Flam	CW50	600	Nida Flam	3x12.5	≥ 175	78.5	≥ 60	4.50
SL175CW50-400/Flam	CW50	400	Nida Flam	3x12.5	≥ 175	80	≥ 59	4.75
SL175CW50-300/Flam	CW50	300	Nida Flam	3x12.5	≥ 175	80.1	≥ 57	4.99
SL175CW50-H-600/Flam	2xCW50	600	Nida Flam	3x12.5	≥ 175	80.4	≥ 60	4.75
SL175CW50-H-400/Flam	2xCW50	400	Nida Flam	3x12.5	≥ 175	83.5	≥ 59	5.00
SL175CW50-H-300/Flam	2xCW50	300	Nida Flam	3x12.5	≥ 175	86.4	≥ 57	5.25
SL225CW75-600/Flam	CW75	600	Nida Flam	3x12.5	≥ 225	79.2	≥ 60	6.00
SL225CW75-400/Flam	CW75	400	Nida Flam	3x12.5	≥ 225	81.2	≥ 59	6.25
SL225CW75-300/Flam	CW75	300	Nida Flam	3x12.5	≥ 225	83.3	≥ 57	6.50
SL225CW75-H-600/Flam	2xCW75	600	Nida Flam	3x12.5	≥ 225	82.6	≥ 60	6.50
SL225CW75-H-400/Flam	2xCW75	400	Nida Flam	3x12.5	≥ 225	86.5	≥ 59	6.50
SL225CW75-H-300/Flam	2xCW75	300	Nida Flam	3x12.5	≥ 225	90.2	≥ 57	6.50
SL275CW100-600/Flam	CW100	600	Nida Flam	3x12.5	≥ 275	82.7	≥ 60	6.50
SL275CW100-400/Flam	CW100	400	Nida Flam	3x12.5	≥ 275	84.6	≥ 59	6.50
SL275CW100-300/Flam	CW100	300	Nida Flam	3x12.5	≥ 275	87.2	≥ 57	6.50
SL275CW100-H-600/Flam	2xCW100	600	Nida Flam	3x12.5	≥ 275	86.3	≥ 60	6.50
SL275CW100-H-400/Flam	2xCW100	400	Nida Flam	3x12.5	≥ 275	91	≥ 59	6.50
SL275CW100-H-300/Flam	2xCW100	300	Nida Flam	3x12.5	≥ 275	95	≥ 57	6.50

CLASSIFICATION OF SINIAT BOARDS BASED ON THEIR FIELD OF USE

Use in the system ...	Siniat board								
	Expert+	Hydro+	Acoustic	Flam	Flam Extra	Hydroflam	Resistex	LaDura	Aquaboard
inside buildings in spaces without exposure to humidity ^(*)	*****	*****	*****	*****	*****	*****	*****	*****	*****
inside buildings in spaces with moderate exposure to humidity ^(*)	-	*****	-	-	-	*****	*****	*****	*****
inside buildings in spaces with high exposure to humidity ^(*)	-	-	-	-	-	-	-	*****	*****
inside buildings in spaces with excessive exposure to humidity ^(*)	-	-	-	-	-	-	-	-	*****
with fire resistance	***	***	***	****	*****	****	*****	****	****
with acoustic insulation performance	***	***	****	****	****	****	****	****	****
exposed to the exterior of the building in external environmental conditions (facade)	-	-	-	-	-	-	-	-	*****
with mechanical resistance	**	**	**	**	****	**	*****	*****	***
with burglary resistance ^(**)	*	*	*	*	*	*	*****	*	*

(*) Spaces without exposure to humidity are considered rooms with air humidity levels below 60%; moderate humidity: bathrooms and kitchens; high humidity: showers, changing rooms, laundries, industrial kitchens; excessive humidity: swimming pools, saunas, spa areas

(**) Siniat's anti-burglary systems are made with Resistex boards. Anti-burglary walls can be constructed using Resistex boards together with other Siniat boards, depending on performance requirements (RC2 class, acoustic insulation, fire resistance, etc.).

Notes

(1) The weight of the systems is calculated for the maximum height according to the table, and includes in the calculation the mineral wool (two rows), and finishing plaster for Q4 level

(2) The values of sound insulation indices are determined based on laboratory tests and extrapolated using dedicated calculation programs. The mineral wool considered in determining the values in the table has a thickness of 50 mm and a minimum density of 42 kg/m³.

- The board **Nida Flam** can be substituted with the following boards: **Nida Hydroflam, Nida Flam Extra, Resistex, LaDura, Aquaboard**.
- For spaces with humidity, it can only be substituted with: **Nida Hydroflam, Resistex, LaDura, Aquaboard**.
- Alternatively to **Nida PROFESIONAL**, ready-made plaster can be used for joint treatment, such as **Nida MULTI TASK**.
- Alternatively to **Adera LISS** ready-made plaster can be used for finishing plasterboards (Q4 level), such as **Nida MULTI TASK**.

For the material consumption table, refer to the Material Consumption Sheet on page 143.

Access **the professional plasterboard system calculator Sinc** and generate the material consumption and associated costs according to the project specifications.



Material consumption per m² - SL-type walls for installations

Consumption sheet for double-layered SL installation wall

Product name	UM	Single stud (CW)			Doubled stud (CW-H)		
		600 mm	400 mm	300 mm	600 mm	400 mm	300 mm
Plasterboard (layer 1)	m ²	2.00					
Plasterboard (layer 2)	m ²	2.00					
Plasterboard for the strut connecting the CW studs	m ²	0.08	0.12	0.16	0.08	0.12	0.16
Mineral wool	m ²	2.00					
Nida Metal CW50/75/100 stud	m	3.50	5.20	6.90	7.00	10.40	13.70
Nida Metal UW50/75/100 lower track	H ≤ 4 m	m					
	4 < H ≤ 5 m	m					
	5 < H ≤ 6.5 m	m					
NIDA Metal UW50/75/100 upper track	H ≤ 4 m	m					
	4 < H ≤ 5 m	m					
	5 < H ≤ 6.5 m	m					
Nida Metal UW50 profile (for joining the studs CW50)	H ≤ 4 m	0.00	0.00	0.00	0.00	0.00	0.00
	4 < H ≤ 6.5 m	0.75	1.10	1.40	1.45	2.15	2.80
Nida Metal UW75 profile (for joining the studs CW75)	H ≤ 4 m	0.00	0.00	0.00	0.00	0.00	0.00
	4 < H ≤ 6.5 m	1.10	1.60	2.10	2.15	3.20	4.20
Nida Metal UW100 profile (for joining the studs CW100)	H ≤ 4 m	0.00	0.00	0.00	0.00	0.00	0.00
	4 < H ≤ 6.5 m	1.45	2.15	2.75	2.90	4.15	5.50
Self-tapping screw 212xL1	pcs.	10.00	13.00	16.00	10.00	13.00	16.00
Self-tapping screw 212xL2	pcs.	22.00	29.00	36.00	22.00	29.00	36.00
Self-drilling screw 212xL1 for fixing the board runs to CW studs	pcs.	6.00	9.00	12.00	6.00	9.00	12.00
Self-drilling screw 4.2x13 Flat Head (for fixing the double studs)	pcs.	0.00	0.00	0.00	12.00	17.00	23.00
Self-drilling screw 4.2x13 Flat Head (for joining the studs)	pcs.	9.00	13.00	17.00	17.00	25.00	33.00
Metal dowel Siniat 6x40(*1) (for fixing bottom tracks and perimeter studs)	pcs.	2.00					
Mechanical fixing (* 1) of upper tracks	pcs.	1.00					
Monoadhesive sealing tape	m	2.00					
Joint tape (*2)	m	3.50					
Nida Profesional jointing plaster with average setting time	kg	1.20					
Nida Boardfix adhesive plaster	kg	0.10					
Optional: Adera Liss finishing plaster for Q4 finishing level	kg	1.00					
Self-adhesive staple for fixing mineral wool	pcs.	2.00					

Notes

When assessing the consumption of materials, the following aspects were taken into account:

- Mineral wool shall be disposed only for acoustic insulation and fire resistance reasons according to the Technical Agreement
- For joints with profiles, use 12 flat head self-drilling screws, size 4.2x13
- The length of the CW studs is considered 4.0 m
- The calculated surface area for material consumption is $L = 12 \text{ m} \times (H = 3 \dots 6.5 \text{ m})$
- The current material consumption does not cover the upper fixing (such as board battens, lateral claddings, etc.), which will be evaluated separately.
- The consumption for UW profiles used in joining CW studs is calculated for $H=5 \text{ m}$ and $L=6 \text{ m}$
- In cases mandated by the Fire Technical Approval, special-sized UW top track profiles will be used
- When choosing the mechanical fixing of the perimeter profiles (UW horizontal profiles and CW vertical profiles), the nature and structure of the support layer (reinforced concrete elements, metal profiles, corrugated sheet roofing systems or sandwich panel, etc.) will also be taken into account.
- The layers of plasterboard are numbered starting from the Nida Metal CW/UW profiles towards the exterior as follows: Layer 1 (the first layer fixed on the CW profiles), Layer 2 (the second layer installed), and Layer 3 (the last layer of plasterboard installed).
- Length of self-tapping screws 212, noted L1 and L2 will be chosen depending on the thickness of the boards (L1: minimum 25 mm for 12.5 mm thick boards and minimum 35 mm for 15 mm thick boards; L2: minimum 35 mm for 2x12.5 mm thick boards and 45 mm for 2x15 mm thick boards; where $L1 < L2$)
- The consumption of plasterboard per board run varies depending on the wall width.
- In order to achieve quickness and ease of execution, the treatment of joints can be done with the ready-made Nida MULTI TASK plaster. For more information, please consult the technical datasheet for the Nida Multi Task, available at www.siniat.ro
- Alternatively to ADERA LISS, ready-made plaster products can be used: Nida READYMIX PROFESIONAL, Nida EXCELLENCE, Nida MULTI TASK
- In the case of Aquaboard systems (special system solutions located in spaces with extreme humidity: swimming pools, saunas) only the ready-made Nida PREGYWAB READYMIX plaster product shall be used on a mandatory basis for the joining and finishing of the boards.
- The consumption estimate for Nida Boardfix is considered for filling joints smaller than 10 mm between plasterboards and perimeter elements (e.g., with concrete at the bottom). Other uses: fixing window sills to masonry, repairs to plasterboard systems. It is not used for filling expansion joints provided for structural reasons or due to fire resistance requirements.
- For calculating the material consumption from the presented sheet, a straight wall surface without any features such as intersections with other elements (columns, beams), wall corner areas, openings (door openings), structural joints, sliding joints at the top or sides, penetrations or passages for installations, and similar elements has been considered.

Consumption sheet for triple-layered SL installation wall

Product name	UM	Single stud (CW)			Doubled stud (CW-H)		
		600 mm	400 mm	300 mm	600 mm	400 mm	300 mm
Plasterboard (layer 1)	m2	2.00					
Plasterboard (layer 2)	m2	2.00					
Plasterboard (layer 3)	m2	2.00					
Plasterboard for the strut connecting the CW studs	m2	0.08	0.12	0.16	0.08	0.12	0.16
Mineral wool	m2	2.00					
Nida Metal CW50/75/100 stud	m	3.50	5.20	6.90	7.00	10.40	13.70
Nida Metal UW50/75/100 lower track	H≤4 m	0.65					
	4<H≤5 m	0.45					
	5<H≤6.5 m	0.35					
NIDA Metal UW50/75/100 upper track	H≤4 m	0.65					
	4<H≤5 m	0.45					
	5<H≤6.5 m	0.35					
Nida Metal UW50 profile (for joining the studs CW50)	H≤4 m	0.00	0.00	0.00	0.00	0.00	0.00
	4<H≤6.5 m	0.75	1.10	1.40	1.45	2.15	2.80
Nida Metal UW75 profile (for joining the studs CW75)	H≤4 m	0.00	0.00	0.00	0.00	0.00	0.00
	4<H≤6.5 m	1.10	1.60	2.10	2.15	3.20	4.20
Nida Metal UW100 profile (for joining the studs CW100)	H≤4 m	0.00	0.00	0.00	0.00	0.00	0.00
	4<H≤6.5 m	1.45	2.15	2.75	2.90	4.15	5.50
Self-tapping screw 212xL1	pcs.	10.00	13.00	16.00	10.00	13.00	16.00
Self-tapping screw 212xL2	pcs.	10.00	13.00	16.00	10.00	13.00	16.00
Self-tapping screw 212xL3	pcs.	22.00	29.00	36.00	22.00	29.00	36.00
Self-drilling screw 212xL1 for fixing the board runs to CW studs	pcs.	6.00	9.00	12.00	6.00	9.00	12.00
Self-drilling screw 4.2x13 Flat Head (for fixing the double studs)	pcs.	0.00	0.00	0.00	12.00	17.00	23.00
Self-drilling screw 4.2x13 Flat Head (for joining the studs)	pcs.	9.00	13.00	17.00	17.00	25.00	33.00
Metal dowel Siniat 6x40(*1) (for fixing bottom tracks and perimeter studs)	pcs.	2.00					
Mechanical fixing (* 1) of upper tracks	pcs.	1.00					
Monoadhesive sealing tape	m	2.00					
Joint tape (*2)	m	3.50					
Nida Profesional jointing plaster with average setting time	kg	1.80					
Nida Boardfix adhesive plaster	kg	0.10					
Optional: Adera Liss finishing plaster for Q4 finishing level	kg	1.00					
Self-adhesive staple for fixing mineral wool	pcs.	2.00					

Notes

When assessing the consumption of materials, the following aspects were taken into account:

- Mineral wool shall be disposed only for acoustic insulation and fire resistance reasons according to the Technical Agreement
- The length of the CW studs is considered 4.0 m
- The calculated surface area for material consumption is $L = 12 \text{ m} \times (H = 3 \dots 6.5 \text{ m})$
- The current material consumption does not cover the upper fixing (such as board battens, lateral claddings, etc.), which will be evaluated separately.
- The consumption for UW profiles used in joining CW studs is calculated for $H=5 \text{ m}$ and $L=6 \text{ m}$
- In cases mandated by the Fire Technical Approval, special-sized UW top track profiles will be used
- When choosing the mechanical fixing of the perimeter profiles (UW horizontal profiles and CW vertical profiles), the nature and structure of the support layer (reinforced concrete elements, metal profiles, corrugated sheet roofing systems or sandwich panel, etc.) will also be taken into account.
- The layers of plasterboard are numbered starting from the Nida Metal CW/UW profiles towards the exterior as follows: Layer 1 (the first layer fixed on the CW profiles), Layer 2 (the second layer installed), and Layer 3 (the last layer of plasterboard installed).
- Length of self-tapping screws 212, noted L1 and L2 will be chosen depending on the thickness of the boards (L1: minimum 25 mm for 12.5 mm thick boards and minimum 35 mm for 15 mm thick boards; L2: minimum 35 mm for 2x12.5 mm thick boards and minimum 45 mm for 2x15 mm thick boards; L3: minimum 55 mm for 3x12.5 thickness boards and minimum 55 mm for 3x15 thickness boards where $L1 < L2 < L3$)
- The consumption of plasterboard per board run varies depending on the wall width.
- In order to achieve quickness and ease of execution, the treatment of joints can be done with the ready-made Nida MULTI TASK plaster. For more information, please consult the technical datasheet for the Nida Multi Task, available at www.siniat.ro
- Alternatively to ADERA LISS, ready-made plaster products can be used: Nida READYMIX PROFESIONAL, Nida EXCELLENCE, Nida MULTI TASK
- In the case of Aquaboard systems (special system solutions located in spaces with extreme humidity: swimming pools, saunas) only the ready-made Nida PREGYWAB READYMIX plaster product shall be used on a mandatory basis for the joining and finishing of the boards.
- The consumption estimate for Nida Boardfix is considered for filling joints smaller than 10 mm between plasterboards and perimeter elements (e.g., with concrete at the bottom). Other uses: fixing window sills to masonry, repairs to plasterboard systems. It is not used for filling expansion joints provided for structural reasons or due to fire resistance requirements.
- For calculating the material consumption from the presented sheet, a straight wall surface without any features such as intersections with other elements (columns, beams), wall corner areas, openings (door openings), structural joints, sliding joints at the top or sides, penetrations or passages for installations, and similar elements has been considered.



Promat

OUR MISSION - PROTECTING HUMAN LIFE AND MATERIAL GOODS

Our goal is to enhance the fire safety level of buildings by providing solutions and systems tested according to European standards. Promat means quality.

Our products and systems are tried, tested, classified, and provide safety in everything we do.

FIRE PROTECTION FOR STEEL STRUCTURES

All fire protection methods from the same manufacturer



Cladding systems

- cladding with PROMATECT® boards
- excellent finishing
- internal or semi-exposed use
- high reliability



Fireproof membranes

- flat installation of PROMATECT® boards
- excellent finishing
- protection for different structures
- simple installation



Thermo-foaming paint

- fire protection with the range of products PROMAPAINTE®
- maintains the shape of the structure
- internal or semi-exposed use
- fire resistance up to R180



Fireproof mortar - spray

- 5 different systems PROMASPRAY®
- complex forms
- interior and exterior use
- ideal also for industrial projects


FIREPROOF SUBASSEMBLIES

Horizontal and vertical, constructions subjected to loads or not, visible and concealed versions



Fireproof glass

- fireproof glass PROMAGLAS®
- installation without frame up to heights of 3.5 m
- fire resistance up to EI 120



Individual boards

- fire resistance on both sides
- fastened or without fastening
- built-in inspection hatches, lighting elements, etc.



Fireproof walls

- PROMATECT® boards are also used in wet areas
- internal or semi-exposed use
- small thickness, reduced weight
- high fire resistance



Fire-resistant ceilings

- different constructions solutions
- concrete-clad structures, wooden beams, and trapezoidal steel strips
- fast installation

Promat

FIRE PROTECTION FOR HVAC EQUIPMENT

Preventing fire spread in ducts and conduits with cables



Protection of ventilation ducts and smoke extraction

- insulating metal strip ducts
- direction of protection: interior and exterior
- high fire resistance



Individual ventilation and smoke extraction ducts

- single- and multi-compartment ducts
- large sections (vertical and horizontal)
- high operating pressure or vacuum
- low weight



Fire-resistant cable ducts

- high functional resistance of electrical installations
- appropriate solutions for high-voltage cables



Installation ducts

- tested according to EN 1366-5
- fire protection of cables and ducts
- suitable for security systems
- lid to be removed

FIRE PROTECTION OF EXPANSION JOINTS

Specific solutions for each construction situation



Cable insulators

- all groups of cables
- small and large openings
- penetrations through walls and ceilings
- cable trays or individual cables



Protection of combustible pipes

- solutions also for very large diameter pipes
- different types of clamps
- fireproof strips
- elastic sealing components



Protection of non-combustible pipes

- PROMASTOP® and PROMASEAL® systems
- insulated portions
- vertical and horizontal
- combined penetrations



Protection of joints

- expansion joints
- fixed joints
- suitable for use in wet and dry applications
- up to widths of 601 mm





Greece

Marius Tarbasanu - SALES MANAGER
+40 757 113 506
marius.tarbasanu@etexgroup.com

.....
George Mylonas - PROJECT SALES REPRESENTATIVE
+30 693 223 4796
george.mylonas@etexgroup.com

General contact information

Romania (central)
Etex Building Performance S.A.
Str. Vulturilor 98, et. 5-6, code 030857,
Sector 3, Bucharest
+40 312 240 100
siniat.ro@etexgroup.com

General aspects

- The method of fixing the Nida plasterboard system, branded by Siniat, to the building structure, including at the bottom, top, and sides, should be determined in consultation with the specialized designer of the project. The mechanical fixings (connections) will be sized taking into account the nature of the substrate material (plain concrete, reinforced concrete, screeds, metal structures, wood...), the maximum calculated effective forces according to current legislation, the load-bearing capacities of the chosen fixing elements, as well as the assembly possibilities. For fire-resistant systems, only steel connections will be used.
- The fixing methods presented in Siniat materials are purely illustrative, for presentation purposes only. Incorrectly choosing fixing methods can significantly affect the performance of the plasterboard system.
- The maximum recommended heights for partitioning systems, walls, consider a maximum allowable deflection with the value of $H/350$;
- The configuration of plasterboard systems will be carried out by the specialized designer, who must consider the project's specific characteristics (heights, location, wind pressure, fire resistance, acoustic insulation, etc.).
- The construction solutions presented in this brochure are exemplary. Implementation will only proceed with the approval of the specialized project designer, following their adaptation to the specific characteristics of the project.
- The final construction solutions to be implemented in execution will be subject to verification and approval by the project verifiers.
- Penetration of fire-resistant systems will be avoided as much as possible. By penetration, we mean any joint or void that partially or completely traverses the plasterboard system. If such a solution is necessary, we recommend treating them with materials that meet the essential requirements of the system (fire resistance, acoustic performance...) and the project specifications. The final solutions addressing such situations will be subjected to verification and approval by the project verifiers.
- The Nida Metal UW guide profiles will be fixed to the supporting structure (floor, ceiling, concrete/metal columns/ beams, roof structure, etc.) using fixing elements spaced at intervals of 500 mm (mechanical fixings) or by other agreed methods in the case of special details.
- For achieving high acoustic performance, we recommend filling the construction void of plasterboard systems with mineral wool. We recommend consulting with a specialist (engineer, architect, etc.) for the application of technical solutions in projects.
- The structural joints of the building must be maintained even at the finishing level, where the constructional conformity of plasterboard systems should allow independent sliding of one part relative to another. The size of the joints will be greater than the maximum deformation that may occur at the structure level.
- For walls longer than 15 m, vertical expansion joints should be placed at intervals of 10 m.
- In case of deformations of structural elements (ceiling, columns, anchoring beams, etc.), a sliding joint will be made between the plasterboard system and the structural element. For this detail, please consult SINIAT's Technical Support Department.
- The recommendations for joint treatment represent a code of good practice and do not completely eliminate the risk of cracks, which can be influenced by external factors such as vibrations, large temperature variations to which the plasterboard system is exposed, etc.
- The average quantities presented in the documentation are indicative and represent an estimate of the material requirements per square meter of the system. The loss coefficient is not included in the calculation; it will be determined by the contractor based on the specifics of the work.
- The declared performances of the systems/products are achieved using exclusively SINIAT products.
- The information should always be used by adapting the systems to the specific characteristics of the project.
- Errors may occur in technical documentation due to the editing and printing process. We strive to ensure that this number is zero. We are grateful for any suggestions aimed at improving this documentation and invite you to contact us at: office@siniat.com.
- The instructions contained in the presentation materials do not exempt the buyer or seller from independently verifying the conformity of the product's application or the system implemented on-site.
- Modifications, edits, and photocopies of the documentation require written approval from SINIAT, which does not assume responsibility for the consequences of their use.
- It is recommended that the installation of SINIAT plasterboard systems be carried out only by specialized personnel trained by the manufacturer.
- Work safety regulations must be strictly followed during the installation of SINIAT plasterboard systems.
- The information presented in this brochure is based on laboratory tests, calculations, and technical estimates. The information may be modified and updated without prior notice. Check the current version by accessing www.siniat.ro section "Documents".



TERMS AND CONDITIONS

The data and parameters contained in this catalog refer only to products manufactured by Etex Building Performance SA and comply with Romanian legal requirements and product specifications as of the date of issuance (April 2024). The fire-resistant solutions comply with the following Fire Classification Reports: LBO-096-KZ/23E, LBO-032-KZ/22E, LBO-097-KZ/23E.

We hereby inform you that the above information does not apply to similar products.

Etex Building Performance SA is not responsible for putting into operation the products presented in this catalogue otherwise than as indicated in this material.

We assure you that Etex Building Performance SA makes every effort and takes all necessary measures to continuously align our products to the standards required by European and Romanian legislation. In this regard, our company conducts periodic checks to identify any changes in legislative requirements and ensures compliance. If you notice any discrepancies, please notify us at the email address siniat.ro@etexgroup.com.

Furthermore, as a manufacturer, Etex Building Performance SA reserves the right to make changes to the characteristics of products, systems, and technical details in this catalog.





Quick quoting with SINC!



You configure the technical solution from over 20,000 available plasterboard systems, have immediate access to the list of required materials, technical documentation, and cost estimation, ensuring that every step is synchronized with your project requirements. Online calculations match those on-site!

www.sincalculator.com

SINC



Innovation for over 110 years

Present in 45 countries, the Etex Group inspires people around the world to build living spaces that are ever more safe, sustainable, smart and beautiful, using a wide spectrum of lightweight solutions.

From innovative modular systems to leading fiber cement and plasterboard systems. From highperformance applications for wall plastering and facade cladding to fire protection and building insulation.

Etex Building Performance S.A.

Str. Vulturilor nr. 98, et. 5-6
sector 3, Bucharest
Tel.: (+4) 031 224 01 00
siniat.ro@etexgroup.com



For details and solutions,
please visit
www.siniat.gr

You can also find us at

